

TM 9-6115-668-23P

Supersedes TM 9-6115-668-23P, 21 May 1998

TECHNICAL MANUAL

**UNIT, DIRECT SUPPORT AND GENERAL SUPPORT
MAINTENANCE REPAIR PARTS AND SPECIAL
TOOLS LIST (INCLUDING DEPOT MAINTENANCE
REPAIR PARTS AND SPECIAL TOOLS)**

FOR

**GENERATOR SET, DIESEL
ENGINE DRIVEN, SKID
MOUNTED 150 kW,
ALTERNATING CURRENT**

NSN 6115-12-337-8494 (EIC: N/A)

DISTRIBUTION STATEMENT A. Approved for public release; distribution is unlimited.

HEADQUARTERS, DEPARTMENT OF THE ARMY

30 JULY 1999

TECHNICAL MANUAL

No. 9-6115-668-23P

HEADQUARTERS
DEPARTMENTS OF THE ARMY
WASHINGTON, D.C., 30 July 1999

**UNIT, DIRECT SUPPORT AND GENERAL SUPPORT
MAINTENANCE REPAIR PARTS AND SPECIAL TOOLS LIST
(INCLUDING DEPOT MAINTENANCE REPAIR PARTS AND
SPECIAL TOOLS)**

**FOR
GENERATOR SET, DIESEL ENGINE DRIVEN, SKID
MOUNTED, 150 kW, ALTERNATING CURRENT**

NSN: 6115-12-337-8494

EIC: N/A

REPORTING ERRORS AND RECOMMENDING IMPROVEMENTS

You can help improve this manual. If you find any mistakes, or if you know of a way to improve these procedures, please let us know. Mail or fax your letter, DA Form 2028 (Recommended Changes to Publications and Blank Forms), or DA Form 2028-2 located in the back of this manual directly to: Commander, U. S. Army Communications-Electronics Command and Fort Monmouth ATTN: AMSEL-LC-LEO-D-CS-CFO, Fort Monmouth, New Jersey 07703-5000. The fax number is 732-532-1413, DSN 992-1413. You may also e-mail your recommendations to: AMSEL-LC-LEO-PUBS-CHG@cecom3.monmouth.army.mil.

In either case a reply will be furnished direct to you.

PATRIOT HELPLINE

If problems are experienced concerning Patriot Gen Set, contact the Patriot Gen Set Helpline, located at the Patriot operations Center. Hours of operation are 06:30-1700 CST. DSN 645-3032/3547 or Commercial: 256-955-3022/3457.

If a replacement part needs to be purchased locally, use manufacturers part number for requisitioning.

Distribution Statement A. Approved for public release, distribution is unlimited.

TABLE OF CONTENTS

Group-No		Page	Illus/ Figure
Section I.	INTRODUCTION	1-1	
Section II.	REPAIR PARTS LIST	1-2	
Group 00	Electrical Generator Assy, 150kW400HZ, Loading Pack ...	1-1	1
Group 01	Unit Hood Assy, 150kW	2-1	2
0101	. Hood Assy, Premounted	3-1	3

*This manual supersedes TM 9-6115-668-23P, 21 May 1998.

TABLE OF CONTENTS (Continued)

Group-No		Page	Illus/ Figure
Group 02	Control Cabinet Assy	4-1	4
0201	. Control Cabinet Assy (Control Panel)	5-1	5
020101	.. Wiring, Control Cabinet	6-1	6
020102	.. Light Assembly, Panel, Illumination	7-1	7
020103	.. Push Button Switch and Indicator Assy, Red (PN 390.30.0013)	8-1	8
020103A	... Push Button Switch and Indicator Assy, Red (PN 390.30.0014)	9-1	9
020103B	... Push Button Switch and Indicator Assy, Green (PN 390.30.0016)	10-1	10
020103C	... Push Button Switch and Indicator Assy, Green (PN 390.30.0016)	11-1	11
020103D	... Push Button Switch and Indicator Assy, White (PN 390.30.0015)	12-1	12
020104	.. Push Button Switch Assy, Red (PN 3SB1203-0AC01) ..	13-1	13
020104A	... Push Button Switch Assy, Black (PN 390.30.0017)	14-1	14
020105	.. Light Indicator Assy, Red	15-1	15
020105A	... Light Indicator Assy, Yellow	16-1	16
020105B	... Light Indicator Assy, Green	17-1	17
020105C	... Light Indicator Assy, Red	18-1	18
020106	.. Voltage Adjust Assy	19-1	19
020107	.. Frequency Adjust Assy	20-1	20
020108	.. Battle Short Assy	21-1	21
020109	.. Resistor Assy, Panel Dimmer	22-1	22
0202	. Control Cabinet Assembly (Connecting Panel)	23-1	23
020201	.. Connector Assy (PN 455.11.0002)	24-1	24
020201A	... Connector Assy (PN 455.11.0001)	25-1	25
020202	.. Connector Assy (PN 455.11.0003)	26-1	26
0203	. Control Cabinet Assy (Preheating Board)	27-1	27
020301	.. Relay Assy	28-1	28
020302	.. Time Relay Assy (PN 390.33.0014)	29-1	29
020302A	... Time Relay Assy (PN 390.33.0007)	30-1	30
020302B	... Time Relay Assy (PN 390.33.0015)	31-1	31
020302C	... Time Relay Assy (PN 390.33.0011)	32-1	32
020303	.. Circuit Breaker Assy (PN 390.39.0001)	33-1	33
020303A	... Circuit Breaker Assy (PN 390.39.0002)	34-1	34
020304	.. Resistor Assembly, Mounted	35-1	35
020305	.. Wiring, Preheating Board	36-1	36
0204	. Control Cabinet (DYNA II, Power Control Installation) ..	37-1	37

TABLE OF CONTENTS (Continued)

Group-No		Page	Illus/ Figure
020401	.. DYNA II, Power Control Assy	38-1	38
0205	. Control Cabinet Assy	39-1	39
020501	.. Key Assy	40-1	40
020502	.. Cabinet Illumination Assy	41-1	41
020503	.. Diode Assy	42-1	42
020504	.. Time Relay Assy (PN 390.33.0012)	43-1	43
020504A	... Time Relay Assy (PN 390.33.0013)	44-1	44
020505	.. Transformer Assy (PN 470.10.0001)	45-1	45
020505A	... Transformer Assy (PN 470.10.0002)	46-1	46
020506	.. Resistor Assy, Mounted (PN 525.14.0008)	47-1	47
020506A	... Resistor Assy, Mounted (PN 525.10.0022)	48-1	48
020506B	... Resistor Assy, Mounted (PN 525.10.0023)	49-1	49
020507	.. Automatic Voltage, Regulator Assy, TT-Type 3.520	50-1	50
020508	.. Equipment Protection Assy, TT-Type 3.521	51-1	51
020509	.. Relay Assy	52-1	52
020510	.. Contractor Assy	53-1	53
020511	.. Filter Box Assy	54-1	54
0206	. Housing Assy Control Cabinet	55-1	55
Group 03	Fuel Tank Assy	56-1	56
0301	. Hose Assy, Fuel Leakage (From Engine to Fuel Tank)	57-1	57
0301A	.. Hose Assy, Fuel Inlet (From Fuel Tank to Primer Pump)	58-1	58
0301B	.. Hose Assy, Fuel Return (From Engine to Fuel Tank)	59-1	59
0301C	.. Hose Assy, Fuel Inlet (From Fuel Tank to Preheat Assy)	60-1	60
0301D	.. Hose Assy, Fuel Return (From Preheat Assy to Fuel Tank)	61-1	61
Group 04	Battery Set Assy	62-1	62
Group 05	Air Filter Assy	63-1	63
Group 06	Engine Preheating Assy, 150KW	64-1	64
0601	. Gas Exhaust Assy	65-1	65
0602	. Hose Assy, Oil (PN 355.02.0132)	66-1	66
0602A	.. Hose Assy, Oil (PN 355.02.0130)	67-1	67
0602B	.. Hose Assy, Oil (PN 355.02.0131)	68-1	68
0603	. Mounting Plate Assy	69-1	69
Group 07	Muffler Assy	70-1	70
Group 08	Scavenge Pump Assy	71-1	71
Group 09	Synchronous Alternator Assy, 2182 UPM	72-1	72
0901	. Bearing Assy	73-1	73

TABLE OF CONTENTS (Continued)

Group-No		Page	Illus/ Figure
0902	. Exciter Stator Assy	74-1	74
0903	. Bearing Assy	75-1	75
0904	. Rotor Assy, Alternator, Type SDV 52.25-22 (Balanced Assy)	76-1	76
0905	. AC-Stator Assy, Type SDV 52.25-22	77-1	77
Group 10	Engine Assy	78-1	78
1001	. Prefilter Assy, Fuel	79-1	79
1002	. Two Step Fuel Filter Assy	80-1	80
1003	. Pick-Up Cable Assy	81-1	81
1004	. Actuator Cable Assy	82-1	82
1005	. Engine, Type BF8L513	83-1	83
100501	.. Engine Cable Harness Assy	84-1	84
100502	.. Cable Harness Assembly	85-1	85
100503	.. Connecting Elbow Assembly, Air	86-1	86
100504	.. Air Shielding Assembly, Turbocharger	87-1	87
100505	.. Oil Tube Assembly, Turbocharger, LH	88-1	88
100506	.. Oil Tube Assembly, Turbocharger, RH	89-1	89
100507	.. Oil Tube Assembly, Turbocharger, Return	90-1	90
100508	.. Turbocharger Assy	91-1	91
100509	.. Suction Pipe Assy	92-1	92
1005010	.. Breather Pipe Assy	93-1	93
1005011	.. Breather Pipe Assy, Crankcase	94-1	94
1005012	.. Exhaust Pipe Assy, LH	95-1	95
1005013	.. Exhaust Pipe Assy, RH	96-1	96
1005014	.. Breather Assy, Crankcase	97-1	97
1005015	.. Oil Return Tube Assy, Breather	98-1	98
1005016	.. Cover Plate Assy, Oil Cooler	99-1	99
1005017	.. Cooling Blower Assy	100-1	100
1005018	.. Linkage Assy	101-1	101
1005019	.. Cooling Air Duct Assy, Rear, LH	102-1	102
1005020	.. Cooling Air Duct Assy, Rear, RH	103-1	103
1005021	.. Cooling Air Duct Assy, Front, RH	104-1	104
1005022	.. Valve Drive Assy	105-1	105
1005023	.. Injector Assy, Fuel	106-1	106
1005024	.. Cylinder Head Assy	107-1	107
1005025	.. Drive Coupling Assy	108-1	108
1005026	.. Two-Wheel Drive Gear Assy	109-1	109
1005027	.. Timing Device Assy	110-1	110

TABLE OF CONTENTS (Continued)

Group-No		Page	Illus/ Figure
1005028	.. Blower Drive Assy	111-1	111
1005029	.. Oil Pan Assy	112-1	112
1005030	.. Oil Line Assy	113-1	113
1005031	.. Piston Assy	114-1	114
1005032	.. Connecting Rod Assy	115-1	115
1005033	.. Crankshaft Assy	116-1	116
1005034	.. Block Assembly	117-1	117
Group 11	Wiring Harness, Electrical Generator 150KW	118-1	118
Group 12	Base Frame Assy, 150KW	119-1	119
1201	.. Subcurrent Filter Assy	120-1	120
1202	.. Slave Receptacle Assy	121-1	121
Group 98	BULK MATERIAL LIST	119-1	119
Section III.	SPECIAL TOOLS		
Group 99	Special Tools and Test Equipment	125-1	125
Section IV.	CROSS-REFERENCE INDEXES	I-1	
	National Stock Number (NSN) Index	I-1	
	Part Number Index	I-12	

Section I. INTRODUCTION

1. SCOPE.

This RPSTL lists and authorizes spares and repair parts; special tools; special test, measurement, and diagnostic equipment (TMDE); and other special support equipment required for performance of unit, direct support and general support maintenance of the Generator Set, 150kW. It authorizes the requisitioning, issue, and disposition of spares, repair parts and special tools as indicated by the source, maintenance and recoverability (SMR) codes.

2. GENERAL.

In addition to this Section I, Introduction, this Repair Parts and Special Tools List is divided into the following sections:

2.1. Section II. - Repair Parts List. A list of spares and repair parts authorized by this RPSTL for use in the performance of maintenance. This list also includes parts which must be removed for replacement of the authorized parts. Parts lists are composed of functional groups in ascending alphanumeric sequence, with the parts in each group listed in ascending figure and item number sequence. Bulk materials are listed by item name in FIG. BULK at the end of the section.

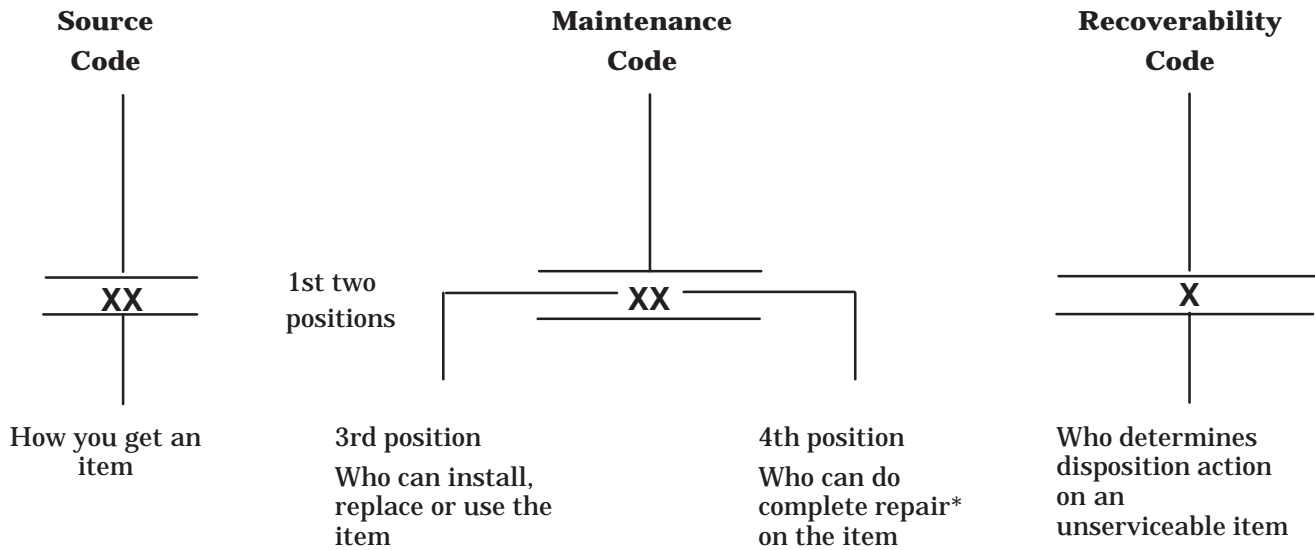
2.2. Section III. Special Tools List. A list of special tools, special TMDE, and other special support equipment authorized by this RPSTL (as indicated by Basis of Issue (BOI) information in DESCRIPTION AND USABLE ON CODE (UOC) column) for the performance of maintenance.

2.3. Section IV. - Cross-reference Indexes. A list, in alphanumeric sequence, of all reference designators appearing on the illustrations; a list, in National item identification number (NIIN) sequence, or all National stock numbers (NSN) appearing in the listings; a list, in alphanumeric sequence, of all part numbers appearing in the listing; and a list in figure and item number sequence. Reference designators, National stock numbers and part numbers are cross-referenced to each illustration/figure and item number appearance. The figure and item number index lists figure and item numbers in alphanumeric sequence and cross-references NSN, CAGEC and part numbers.

3. EXPLANATION OF COLUMNS (SECTIONS II AND III).

3.1. Item No. (Column (1)). Indicates the number used to identify items called out in the illustration.

3.2. SMR Code (Column (2)). The Source, Maintenance, and Recoverability (SMR) code is a 5-position code containing supply/requisitioning information, maintenance category authorization criteria, and disposition instruction, as shown in the following breakout:



* Complete Repair: Maintenance capacity, capability, and authority to perform all corrective maintenance tasks of the "Repair" function in a use/user environment in order to restore serviceability to a failed item.

3.2.1. Source Code. The source code tells you how to get an item needed for maintenance, repair, or overhaul of an end item/equipment. Explanations of source codes follows:

Code	Explanation
PA	Stocked items; use the applicable NSN to request/requisition items with these source codes. They are authorized to the maintenance level indicated by the code entered in the 3rd position of the SMR code.
PB	
PC**	
PD	
PE	
PF	
PG	

**NOTE: Items coded PC are subject to deterioration.

Code

Explanation

KD	}
KF	
KB	

Items with these codes are not to be requested/requisitioned individually. They are part of a kit which is authorized to the maintenance category indicated in the 3rd position of the SMR code. The complete kit must be requisitioned and applied.

MO- (Made at Unit/AVUM Level)	}
MF- (Made at DS/AVUM Level)	
MH- (Made at GS Level)	
ML- (Made at Specialized Repair Act (SRA))	
MD- (Made at Depot)	

Items with these codes are not to be requested/requisitioned individually. They must be made from bulk material which is identified by the part number in the DESCRIPTION AND USABLE ON CODE (UOC) column and listed in the Bulk Material group of the repair parts list in this manual. If the item is authorized to you by the 3rd position code of the SMR code, but the source code indicates it is made at a higher level, order the item from the higher level of maintenance.

AO- (Assembled by Unit AVUM Level)	}
AF- (Assembled by DS AVUM Level)	
AH- (Assembled at GS Level)	
AL- (Assembled by SRA)	
AD- (Assembled by Depot)	

Items with these codes are not to be requested/ requisitioned individually. The parts that make up the assembled item must be requisitioned or fabricated and assembled at the level of maintenance indicated by the source code. If the 3rd position code of the SMR code authorizes you to replace the item, but the source code indicates the items are assembled at a higher level, order the item from the higher level of maintenance.

- XA Do not requisition "XA"-coded item. Order its next higher assembly. (Refer to the NOTE below.)
- XB If an "XB" item is not available from salvage, order it using the CAGEC and part number given.
- XC Installation drawing, diagram, instruction sheet, field service drawing, that is identified by manufacturer's part number.
- XD Item is not stocked. Order an "XD"-coded item through normal supply channels using the CAGEC and part number given, if no NSN is available.

NOTE

Cannibalization or controlled exchange, when authorized, may be used as a source of supply for items with the above source codes, except for those source coded "XA" or those aircraft support items restricted by requirements of AR 700-42.

3.2.2. Maintenance code. Maintenance codes tell you the level(s) of maintenance authorized to USE and REPAIR support items. The maintenance codes are entered in the third and fourth positions of the SMR Code as follows:

3.2.2.1. Maintenance Code Third Position. The maintenance code entered in the third position tells you the lowest maintenance level authorized to remove, replace, and use an item. The maintenance code entered in the third position will indicate authorization to one of the following levels of maintenance.

Code	Application/Explanation
C	– Crew or operator maintenance done within unit/AVUM maintenance.
O	– Unit level/AVUM maintenance can remove, replace, and use the item.
F	– Direct support/AVIM maintenance level can remove, replace, and use the item.
H	– General support level maintenance can remove, replace, and use the item.
L	– Specialized repair activity can remove, replace, and use the item.
D	– Depot level can remove, replace, and use the item.

3.2.2.2. Maintenance Code Fourth Position. The maintenance code entered in the fourth position tells whether or not the item is to be repaired and identifies the lowest maintenance level with the capability to do complete repair (i.e., perform all authorized repair functions.) (NOTE: Some limited repair may be done on the item at a lower level of maintenance, if authorized by the Maintenance Allocation Chart (MAC) and SMR codes.) This position will contain one of the following maintenance codes.

Code	Application/Explanation
O	– Unit is the lowest level that can do complete repair of the item.
F	– Direct support or aviation intermediate is the lowest level that can do complete repair of the item.
H	– General Support is the lowest level that can do complete repair of the item.
L	– Specialized repair activity (designate the specialized repair activity) is the lowest level that can do complete repair of the item.
D	– Depot is the lowest level that can do complete repair of the item.
Z	– Nonreparable. No repair is authorized.
B	– No repair is authorized. (No parts or special tools are authorized for the maintenance “B” coded item). However, the item may be reconditioned by adjusting, lubricating, etc., at the user level.

3.2.3. Recoverability Code. Recoverability codes are assigned to items to indicate the disposition action on unserviceable items. The recoverability code is entered in the fifth position of the SMR Code as follows:

Recoverability Codes	Application/Explanation
Z	– Nonreparable item. When unserviceable, condemn and dispose of the item at the level of maintenance shown in 3d position of SMR Code.
O	– Reparable item. When not economically repairable, condemn and dispose of the item at unit or AVUM level.
F	– Reparable item. When uneconomically repairable, condemn and dispose of the item at the direct support or AVIM level.
H	– Reparable item. When uneconomically repairable, condemn and dispose of the item at the general support level.
D	– Reparable item. When beyond lower level repair capability, return to depot. Condemnation and disposal of item not authorized below depot level.
L	– Reparable item. Condemnation and disposal not authorized below specialized repair activity (SRA).
A	– Item requires special handling or condemnation procedures because of specific reasons (e.g., precious metal content, high dollar value, critical material, or hazardous material). Refer to appropriate manuals/directives for specific instructions.

3.2.4. CAGEC (Column (3)). The Commercial and Government Entity Code (CAGEC) is a 5-digit numeric code which is used to identify the manufacturer, distributor, or Government agency/activity that supplies the item.

3.2.5. Part Number (Column (4)). Indicates the primary number used by the manufacturer, (individual, company, firm, corporation, or Government activity), which controls the design and characteristics of the item by means of its engineering drawings, specifications, standards, and inspection requirements to identify an item or range of items.

NOTE

When you use a NSN to requisition an item, the item you receive may have a different part number from the part ordered.

3.2.6. Description and Usable On Code (UOC) (Column (5)). This column includes the following information:

- a. The Federal item name and, when required, a minimum description to identify the item.
- b. The statement “END OF FIGURE” appears just below the last item description in Column (5) for a given figure in both Section II and Section III.

3.2.7. QTY. (Column (6)). The QTY (quantity per figure column) indicates the quantity of the item used in the breakout shown on the illustration figure, which is prepared for a functional group, subfunctional group, or an assembly. A “V” appearing in this column instead of a quantity indicates that the quantity is variable and may vary from application to application.

4. EXPLANATION OF COLUMNS (SECTION IV).

4.1. Reference Designator Index.

4.1.1. Reference Designator Column. Reference Designators in this index are listed in ascending alphanumeric sequence (i.e., vertical arrangement of letter and number combination which places the first letter or digit of each group in order A through Z, followed by the numbers 0 through 9 and each following letter or digit in like order).

4.1.2. FIG. Column. This column lists the number of the figure where the item is identified/located in Section II.

4.1.3. Item Column. The item number is that number assigned to the item as it appears in the figure referenced in the adjacent figure number column.

4.2. National Stock Number (NSN) Index.

4.2.1. Stock Number Column. This column lists the NSN by National item identification number (NIIN) sequence. The NIIN consists of the last nine digits of the NSN.

<u>NSN</u> (i.e., 5305-01-574-1467) <u>NIIN</u>	When using this column to locate an item, ignore the first four digits of the NSN. However, the complete NSN should be used when ordering items by stock number.
---	--

4.2.2. FIG. Column. This column lists the number of the figure where the item is identified/located. The figure numbers are in numerical order in Section II and Section III.

4.2.3. Item Column. The item number identifies the item associated with the figure listed in the adjacent FIG. column. This item is also identified by the NSN listed on the same line.

4.3. Part Number Index. Part numbers in this index are listed by part number in ascending alphanumeric sequence (i.e., vertical arrangement of letter and number combination which places the first letter or digit of each group in order A through Z, followed by the numbers 0 through 9, and each following letter or digit in like order).

4.3.1. CAGEC Column. The Commercial and Government Entity Code (CAGEC) is used to identify the manufacturer, distributor, or Government agency, etc., that supplies the item.

4.3.2. Part Number Column. Indicates the primary number used by the manufacturer, (individual, firm, corporation, or Government activity), which controls the design and characteristics of the item by

means of its engineering drawings, specifications, standards, and inspection requirements to identify an item or range of items.

4.3.3. Stock Number Column. This column lists the NSN for the associated part number and manufacturer identified in the PART NUMBER and CAGEC columns to the left.

4.3.4. FIG. Column. This column lists the number of the figure where the item is identified/located in Section II and Section III.

4.3.5. Item Column. The item number is that number assigned to the item as it appears in the figure referenced in adjacent figure number column.

4.4. Figure and Item Number Index.

4.4.1. FIG. Column. This column lists the number of the figure where the item is identified/located in Section II and Section III.

4.4.2. Item Column. The item number is that number assigned to the item as it appears in the figure referenced in adjacent figure number column.

4.4.3. Stock Number Column. This column lists the NSN for the item.

4.4.4. CAGEC Column. The Commercial and Government Entity Code (CAGEC) is a 5-digit numeric code used to identify the manufacturer, distributor, or Government agency/activity that supplies the item.

4.4.5. Part Number Column. Indicates the primary number used by the manufacturer (individual, firm, corporation, or Government activity), which controls the design and characteristics of the item by means of its engineering drawings, specifications, standards, and inspection requirements to identify an item or range of items.

5. SPECIAL INFORMATION.

5.1. Usable on Code. The usable on code appears in the lower left corner of the DESCRIPTION AND USABLE ON CODE (UOC) column heading. Usable on codes are shown as “UOC:...” on the next line below the last line of the applicable item description/nomenclature. The UOC entry begins at the left edge of the column. Uncoded items are applicable to all models. Identification of the usable on codes used in this manual are:

Code	Used on
FLW	010.04.0037

5.2. Fabrication Instructions. Bulk materials required to manufacture items are listed in the BULK MATERIALS Functional Group of this RPSTL. Part numbers for bulk materials are also referenced in the DESCRIPTION AND UOC of the line item entry for the item to be manufactured/fabricated. Detailed fabrication instructions for the items source coded to be manufactured or fabricated are found in TM 9-6115-668-13.

5.3. Index Numbers. Items which have the word BULK in the figure column will have an index number shown in the item no. column. This index number is a cross-reference between the National Stock Number/Part Number Index and the bulk materials list in Section II.

6. HOW TO LOCATE REPAIR PARTS.

6.1. When National Stock Number or Part Number is not known.

6.1.1. First. Using the table of contents, determine the assembly group or subassembly group to which the item belongs. This is necessary since figures are prepared for assembly groups and subassembly groups, and listings are divided into the same groups.

6.1.2. Second. Find the figure covering the assembly group or subassembly group to which the item belongs.

6.1.3. Third. Identify the item on the figure and use the Figure and Item Number Index to find the NSN.

6.2. When National Stock Number or Part Number is not known.

6.2.1. First. Using the of National Stock Number or Part Number Index, find the pertinent National Stock Number or Part Number. The NSN index is in National Item Identification Number (NIIN) sequence (see 4.2.1). The part numbers in the Part Number index are listed in ascending alphanumeric sequence (see 4.3). Both indexes cross-reference you to the illustration/figure and item number of the item you are looking for.

6.2.2. Second. Turn to the figure and item number, verify that the item is the one you are looking for, then locate the item number in the repair parts list for the figure.

7. ABBREVIATIONS.

<u>ABBREVIATIONS</u>	<u>EXPLANATION</u>
A	AMPERE
AC	ALTERNATING CURRENT
AP	ATTACHING PART
AR	AS REQUIRED
AS	DRIVING SIDE
BL	BLUE
BR	BROWN
D	DIAMETER
DC	DIRECT CURRENT
ES	EXCITER SIDE
FIG	FIGURE
GRD	GROUND
HZ	HERTZ
INC	INCORPORATED
KOHM	KILOOHM
KW	KILOWATT
L	LITER
LH	LEFT HAND
M	METER
MM	MILLIMETER
MV	MILLIVOLT
N	NATURAL
NI	NOT ILLUSTRATED
NO	NUMBER
NR	NUMBER
NSN	NATIONAL-STOCK-NUMBER
PDU	POWER DISTRIBUTION UNIT
PH	PHASE
QTY	QUANTITY
RH	RIGHT HAND
SEC	SECONDS
SW	BLACK
UF	MICRO FARAD
V	VOLT
VA	VOLTAMPERE
W	WATT
W	WHITE

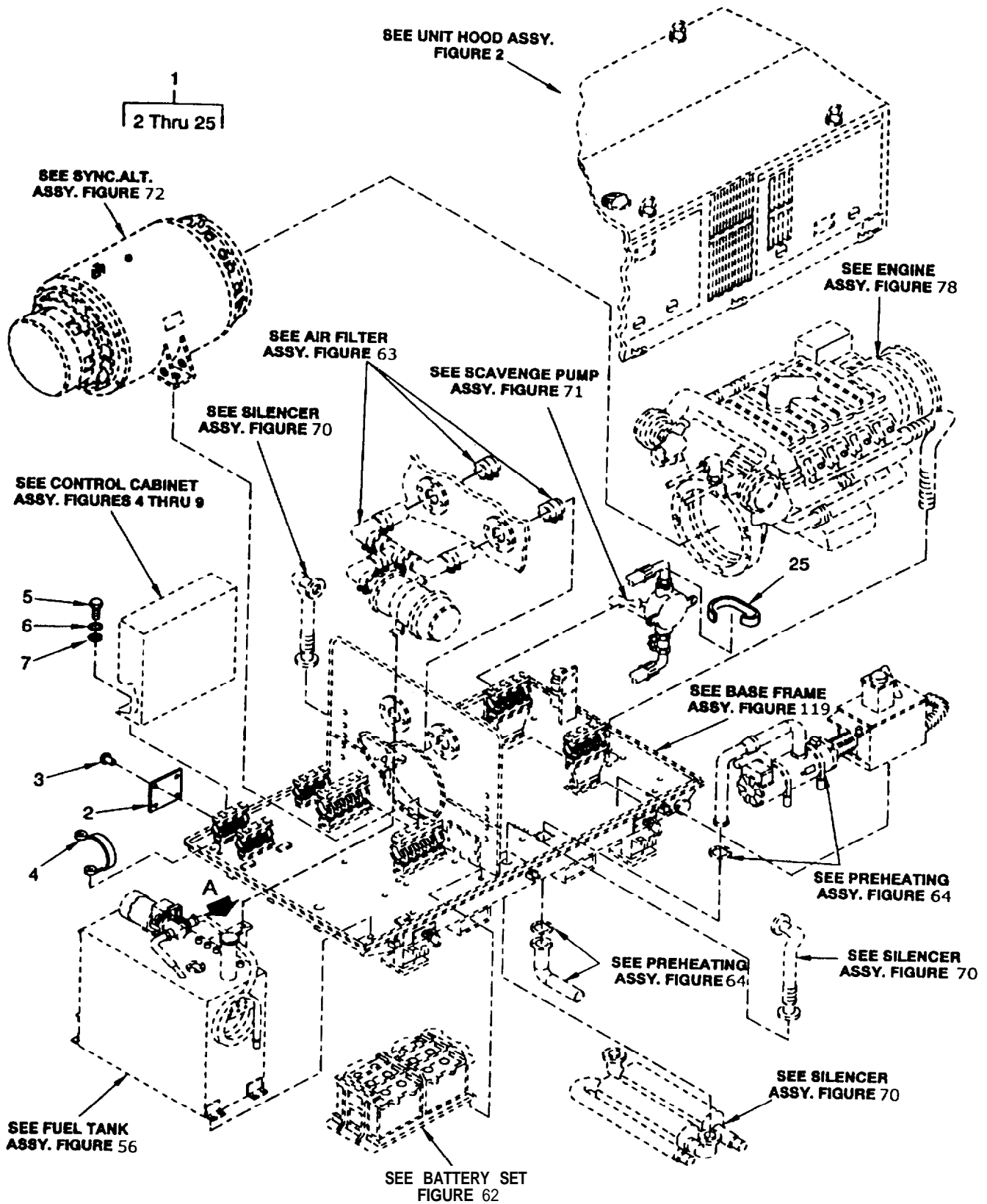


figure 1. Electrical Generator Assembly, 150 KW, 400 Hz. Loading Pack PATRIOT
Sheet 1 of 2

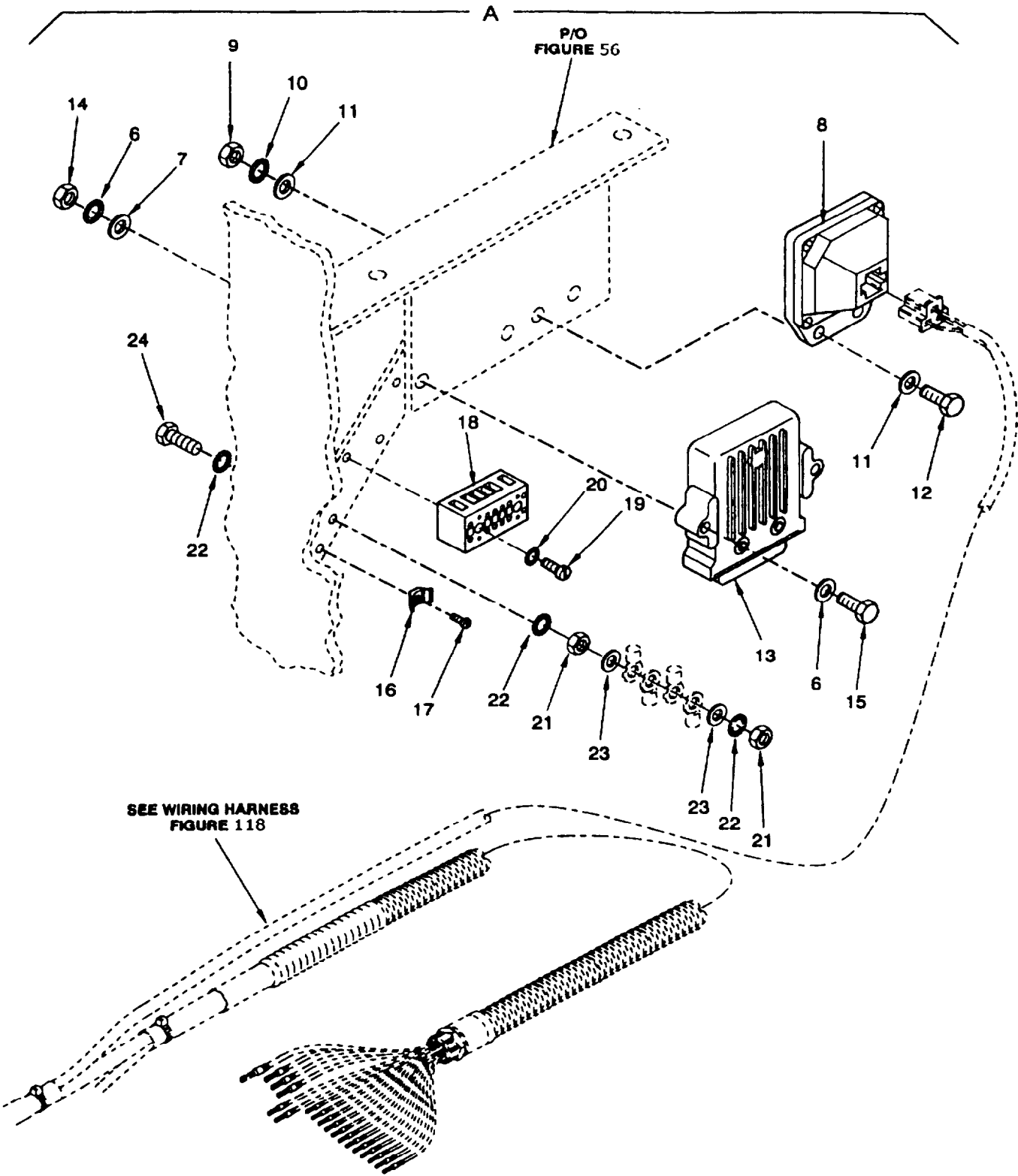


Figure 1. Electrical Generator Assembly, 150 KW, 400 Hz, Loading Pack PATRIOT
 Sheet 2 of 2

SECTION II

TM 9-6115-668-23P

(1) ILLUSTRATION		(2)	(3)	(4)	(5)	(6)	(7)
(a) FIG NO.	(b) ITEM NO.	SMR CODE	NATIONAL STOCK NUMBER	CAGEC	PART NUMBER	DESCRIPTION AND USABLE ON CODES (UOC)	QTY INC IN UNIT
						GROUP 00 ELECTRICAL GENERATOR ASSEMBLY, 150KW400HZ, LOADING PACK, PATRIOT	
1	1	PEFDD	6115-12-337-8494	D0857	010.04.0037	ELECTRICAL GENERATOR ASSY, 150KW400HZ, LOADING PACK,PATRIOT	1
1	2	XBOZZ		D0857	405.01.0265	PLATE,IDENTIFICATION (ELECTRICAL GENERATOR)	1
1	3	XBOZZ		D8286	DIN7337-A3X6-AL- LEG.-BK-ST-A3P	RIVET,BLIND	4
1	4	PAOZZ	6150-12-323-9968	D0857	020.03.0015	LEAD,ELECTRICAL	1
1	5	PAOZZ	5305-12-156-5563	D8286	DIN933-M8X25-A4- 70	SCREW,CAP,HEXAGON HEAD	16
1	6	PAOZZ	5310-12-124-0892	D8286	DIN6798-A8,4-FST	WASHER,LOCK	18
1	7	PAOZZ	5310-12-154-1380	D8286	DIN125-B8,4-140H V-A4	WASHER,FLAT	20
1	8	PAOZZ	2920-12-173-1012	D2689	0117 1400	REGULATOR,ENGINE GENERATOR	1
1	9	PAOZZ	5310-12-155-0596	D8286	DIN934-M6-A4-70	NUT,PLAIN,HEXAGON	2
1	10	PAOZZ	5310-12-124-0890	D8286	DIN6798-A6,4-FST	WASHER,LOCK	2
1	11	PAOZZ	5310-12-174-8311	D8286	DIN125-B6,4-A4-7 0	WASHER,FLAT	4
1	12	PAOZZ	5305-12-166-4872	D8286	DIN933-M6X20-A4- 70	SCREW,CAP,HEXAGON HEAD	2
1	13	PBOZZ	6685-12-311-1772	D2689	0224 7581	SENSOR,TEMPERATURE	1
1	14	PAOZZ	5310-12-154-3038	D8286	DIN934-M8-A4-70	NUT,PLAIN,HEXAGON	2
1	15	PAOZZ	5305-12-324-4063	D8286	DIN931-M8X75-A4- 70	SCREW,CAP,HEXAGON H EAD	2
1	16	PAOZZ	5975-12-161-1864	D8527	151-25219	MOUNTING BASE,TIEDO	2
1	17	PAOZZ	5305-12-151-7827	D8286	DIN84-M3X10-A4-7 0	SCREW,MACHINE	2
1	18	PAOZZ	5940-12-311-8233	D0493	2716062	TERMINAL BOARD	1
1	19	PAOZZ	5305-12-151-8295	D8286	DIN84-M3X20-A4-7 0	SCREW,MACHINE	2
1	20	PAOZZ	5310-12-131-5576	D8286	DIN6798-A3,2-FST	WASHER,LOCK	2
1	21	PAOZZ	5310-12-154-3112	D8286	DIN934-M5-A4-70	NUT,PLAIN,HEXAGON	2
1	22	PAOZZ	5310-12-124-0889	D8286	DIN6798-A5,3-FST	WASHER,LOCK	3
1	23	PAOZZ	5310-12-175-0041	D8286	DIN125-B5,3-140H V-A4	WASHER,FLAT	2
1	24	PAOZZ	5305-12-166-4231	D8286	DIN933-M5X20-A4- 70	SCREW,CAP,HEXAGON HEAD	1
1	25	PAOZZ	5340-12-345-9775	D0857	020.02.0003	STRAP	1
						END OF FIGURE	

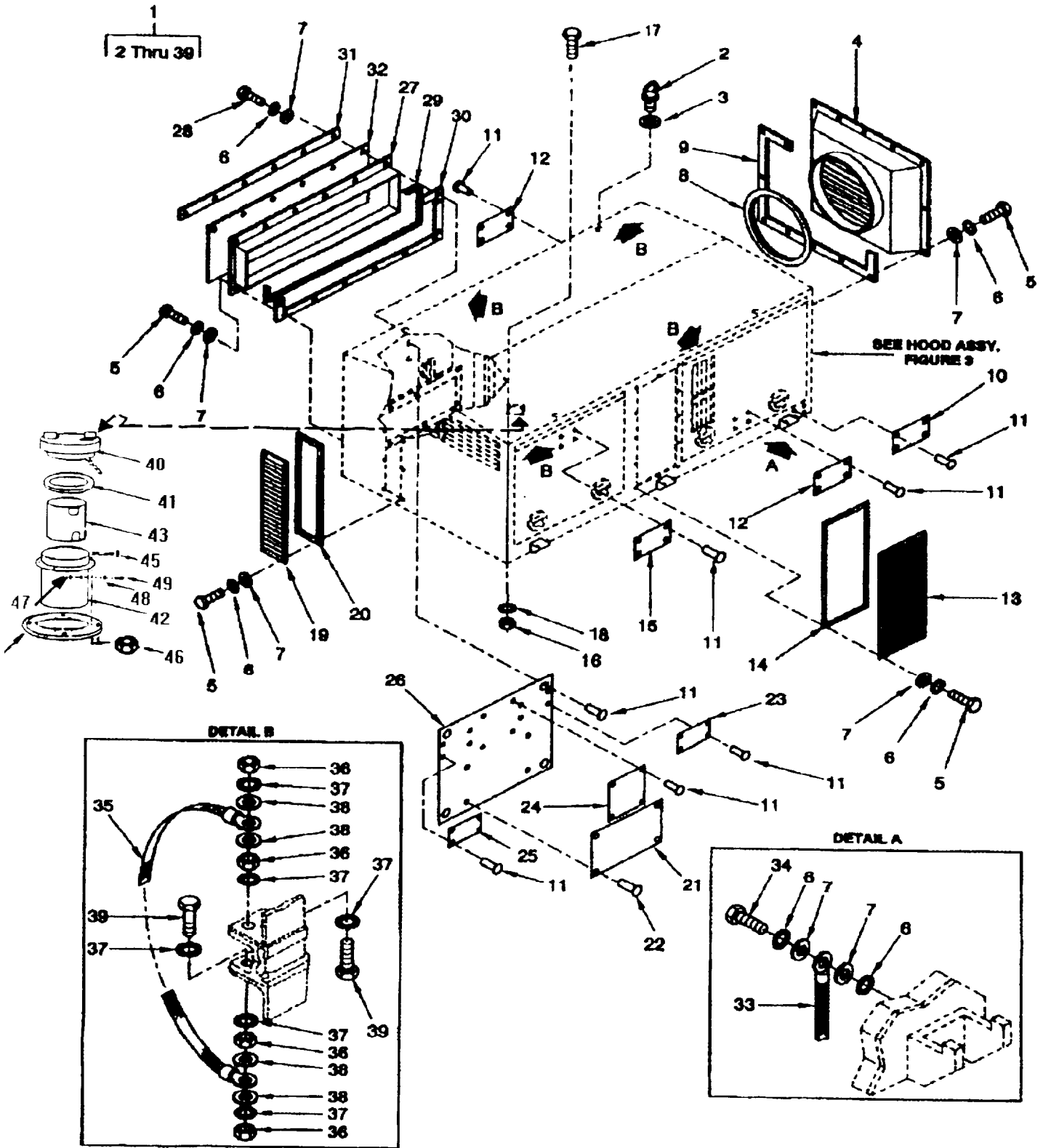


Figure 2. unit Hood Assembly, 150KW
 [Sheet 1 of 2]

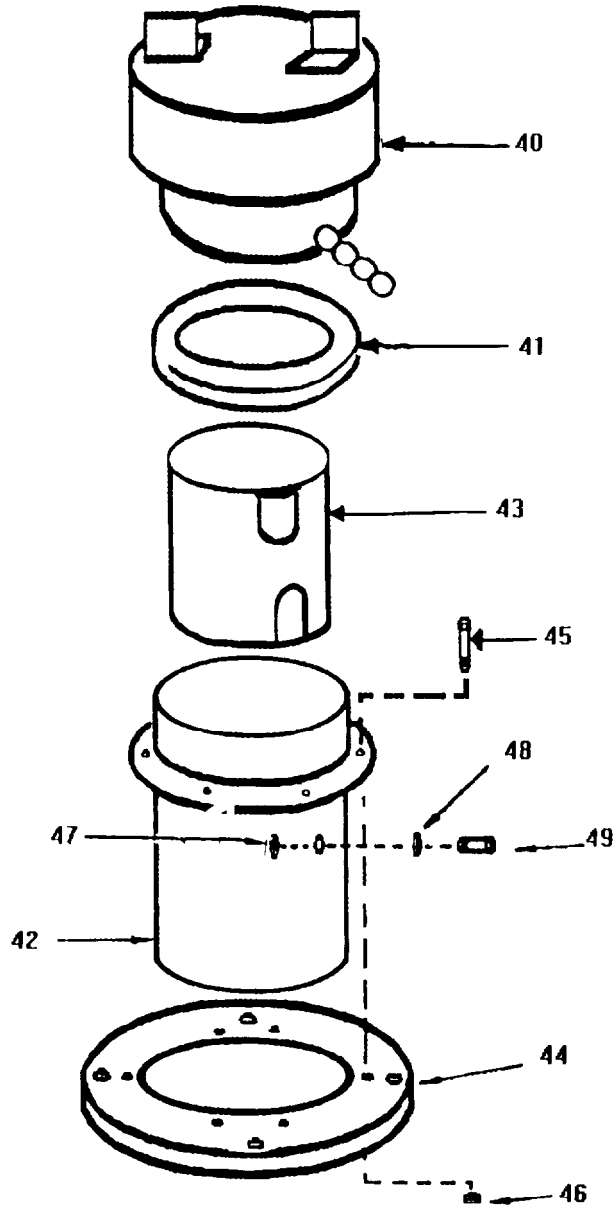


Figure 2. Unit Hood Assembly, 150KW
[SHEET 2 OF 2]

SECTION II

TM 9-6115-668-23P

(1) ILLUSTRATION		(2)	(3)	(4)	(5)	(6)	(7)
(a) FIG NO.	(b) ITEM NO.	SMR CODE	NATIONAL STOCK NUMBER	CAGEC	PART NUMBER	DESCRIPTION AND USABLE ON CODES (UOC)	QTY IN IN UNIT
GROUP 01							
UNIT HOOD ASSEMBLY, 150KW							
2	1	XBOFF		D0857	060.03.0073	UNIT HOOD ASSEMBLY, 150KW	1
2	2	PAOZZ	5306-12-312-4534	D8286	DIN580-M20-A3P	BOLT,EYE	4
2	3	PAOZZ	5310-12-321-5036	D0857	065.02.0009	WASHER,FLAT	4
2	4	XBOZZ		D0857	375.04.0050	SUPPLY AIR DUCT	1
2	5	PAOZZ	5305-12-166-4872	D8286	DIN933-M6X20-A4-70	SCREW,CAP,HEXAGON HEAD	58
2	6	PAOZZ	5310-12-124-0890	D8286	DIN6798-A6,4-FST	WASHER,LOCK	66
2	7	PAOZZ	5310-12-174-8311	D8286	DIN125-B6,4-A4-70	WASHER,FLAT	74
2	8	MOOZZ		D0857	065.02.0005-58.07 INCH	PROTECTION PROFILE, FOLDED EDGE (MAKE FROM (C0310) P/N 19.2269-35) 58.07 INCH (1475MM) REQUIRED	1
2	9	MOOZZ		D0857	065.02.0037-130 INCH	SEAL,CARVING (MAKE FROM (D0547) P/ N 20005 0000 001) 130 INCH (3300MM) REQUIRED	1
2	10	PAOZZ	9905-12-345-5487	D0857	405.01.0335	PLATE,IDENTIFICATION (UNIT HOOD ASSEMBLY)	1
2	11	PAOZZ	5320-12-319-7472	D2040	0317-3006	RIVET,BLIND	36
2	12	PAOZZ	9905-12-345-5488	D0857	405.01.0254	PLATE,DESIGNATION	2
2	13	PFOZZ	4130-12-347-6097	D0857	375.04.0093	COVER AIR SUPPLY	2
2	14	MOOZZ		D0857	065.02.0037-116.54 INCH	GASKET (MAKE FROM (D0547) P/N 20005 0000 001) 116.54 INCH (2960MM) REQUIRED	2
2	15	PAOZZ	9905-12-345-5489	D0857	405.01.0253	PLATE,DESIGNATION	2
2	16	PAOZZ	5310-12-155-0596	D8286	0164423	NUT,SELF-LOCKING,HEXAGON	4
2	17	XBOZZ	5305-01-366-6579	D8286	DIN933 M6X35	BOLT,HEXAGON	4
2	18	PBOZZ	5310-01-158-3185	D0857	10504100	WASHER,FLAT	4
2	19	PFOZZ	2510-12-347-5910	D0857	310.03.0001	COVER EXHAUST	1
2	20	MOOZZ		D0857	065.02.0037-78.35 INCH	GASKET (MAKE FROM (D0547) P/N 20005 0000 001) 78.35 INCH (1990MM) REQUIRED	1
2	21	PAOZZ	9905-12-345-5490	D0857	405.01.0272	PLATE,INSTRUCTION	1
2	22	PAOZZ	5320-12-319-2749	D8286	DIN7337-A4X10-AL-ST-A1P	RIVET,BLIND	4
2	23	PAOZZ	9905-12-345-5491	D0857	405.01.0341	PLATE,DESIGNATION (EMERGENCY SHUTDOWN)	1
2	24	PAOZZ	9905-12-345-5492	D0857	405.01.0300	PLATE,INSTRUCTION (ENGINE PREHEATING)	1
2	25	PAOZZ	9905-12-345-5493	D0857	405.01.0342	PLATE,INSTRUCTION (NORMAL SHUTDOWN)	1
2	26	XBOZZ		D0857	310.07.0018	PLATE,MOUNTING	1
2	27	XBOZZ		D0857	375.02.0001	CASE,INTERCONNECTING	1
2	28	PAOZZ	5305-12-166-4210	D8286	DIN933-M6X30-A4-70	SCREW,CAP,HEXAGON HEAD	6
2	29	MOOZZ		D0857	065.02.0005-98.43 INCH	GROMMET,FOLDED EDGE (MAKE FROM (C0310) P/N 19.2269-35) 98.43 INCH (2500MM) REQUIRED	1
2	30	MOOZZ		D0857	065.02.0037-109.8 INCH	GASKET (MAKE FROM (D0547) P/N 20005 0000 001) 109.8 INCH (2788MM) REQUIRED	1
2	31	XBOZZ		D0857	160.19.0009	ATTACHMENT RAIL	1
2	32	PAOZZ	5970-12-345-6186	D0857	060.20.0093	INSULATOR,PLATE	1
2	33	PAOZZ	6150-12-321-5687	D0857	020.03.0002	LEAD,ELECTRICAL (BASE FRAME)	1
2	34	PAOZZ	5305-12-164-0313	D8286	DIN933-M6X16-A4-70	SCREW,CAP,HEXAGON HEAD	1
2	35	PAOZZ	6150-12-321-5688	D0857	020.03.0001	LEAD,ELECTRICAL (FLAPS)	4
2	36	PAOZZ	5310-12-154-3112	D8286	DIN934-M5-A4-70	NUT,PLAIN,HEXAGON	16
2	37	PAOZZ	5310-12-124-0889	D8286	DIN6798-A5,3-FST	WASHER,LOCK	24

SECTION II

TM 9-6115-668-23P

(1) ILLUSTRATION		(2)	(3)	(4)	(5)	(6)	(7)
(a) FIG NO.	(b) ITEM NO.	SMR CODE	NATIONAL STOCK NUMBER	CAGEC	PART NUMBER	DESCRIPTION AND USABLE ON CODES (UOC)	QTY INC IN UNIT
2	38	PAOZZ	5310-12-175-0041	D8286	DIN125-B5,3-140H V-A4	WASHER,FLAT	16
2	39	PAOZZ	5305-12-166-4231	D8286	DIN933-M5X20-A4-70	SCREW,CAP,HEXAGON HEAD	8
2	40	PAOZZ		30554	88-20016	CAP, FILLER OPENING	1
2	41	PAOZZ	5330-01-465-9273	30554	88-20015	GASKET OPENING	1
2	42	PAOZZ	5340-01-465-7761	30554	88-21892	FILLER NECK,LIQUID	1
2	43	PAOZZ	5340-01-465-7765	30554	88-21893	FILLER TUBE,FUEL TANK	1
2	44	PAOZZ	4730-01-466-0199	97403	13230E6803	ESCUTCHEON, PIPE-TUBE	1
2	45	PAOZZ		92858	ISO 4017-M5X15-A	BOLT,MACHINE	6
2	46	PAOZZ	5310-01-149-7787	D8286	DIN 985-M5	NUT,SELF-LOCKING,HE	6
2	47	PAOZZ	4730-00-209-1570	79470	C3059X2	SEAL NUT,PIPE	1
2	48	PAOZZ		D8286	DIN 125-B10.5.-A4-70	WASHER,FLAT	1
2	49	PAOZZ		81343	SAE J531 2-13010 9ES	PLUG,PIPE	1
END OF FIGURE							

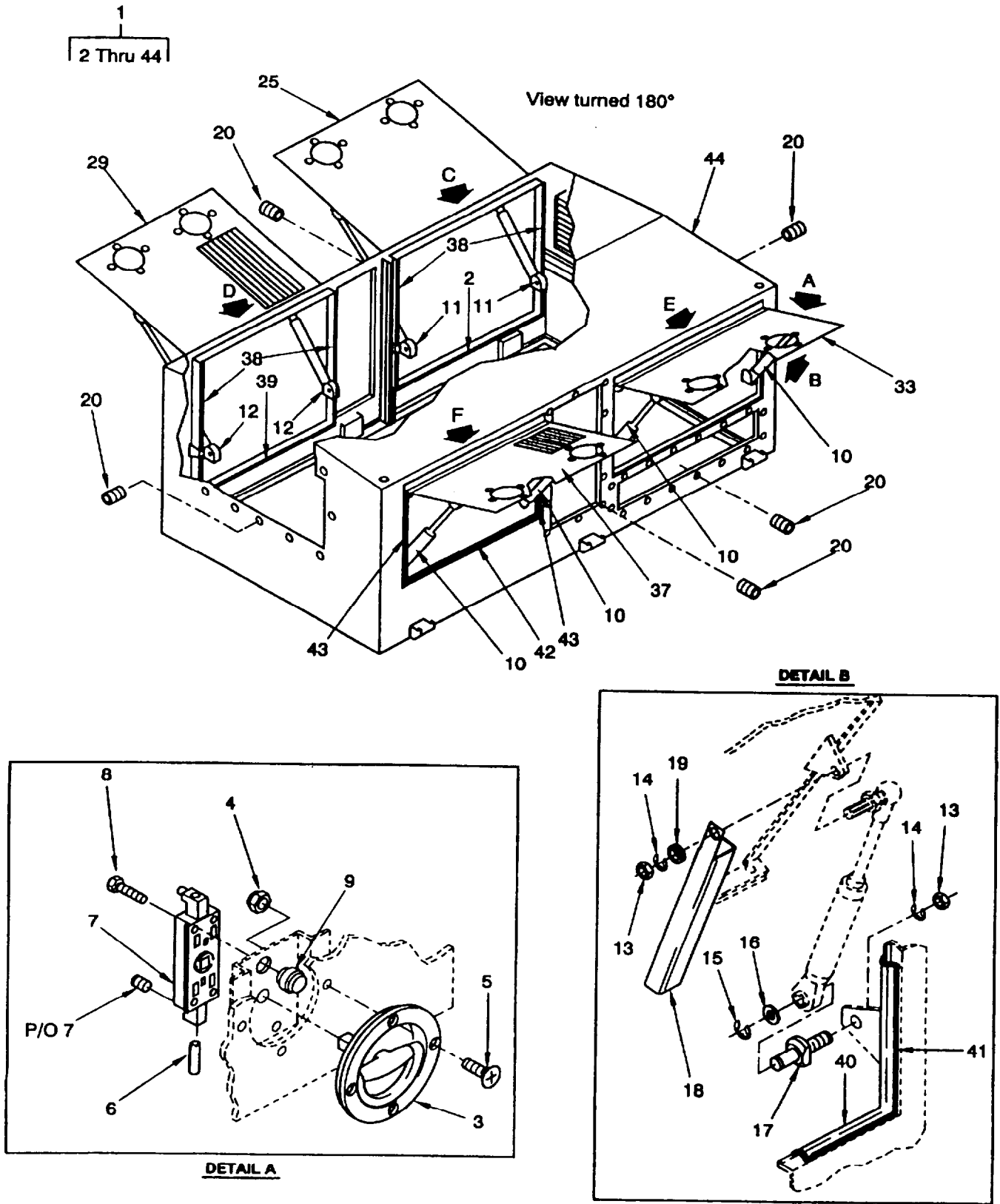


Figure 3. Unit Hood Assembly, Premwnted, 150KW
Sheet 1 of 2

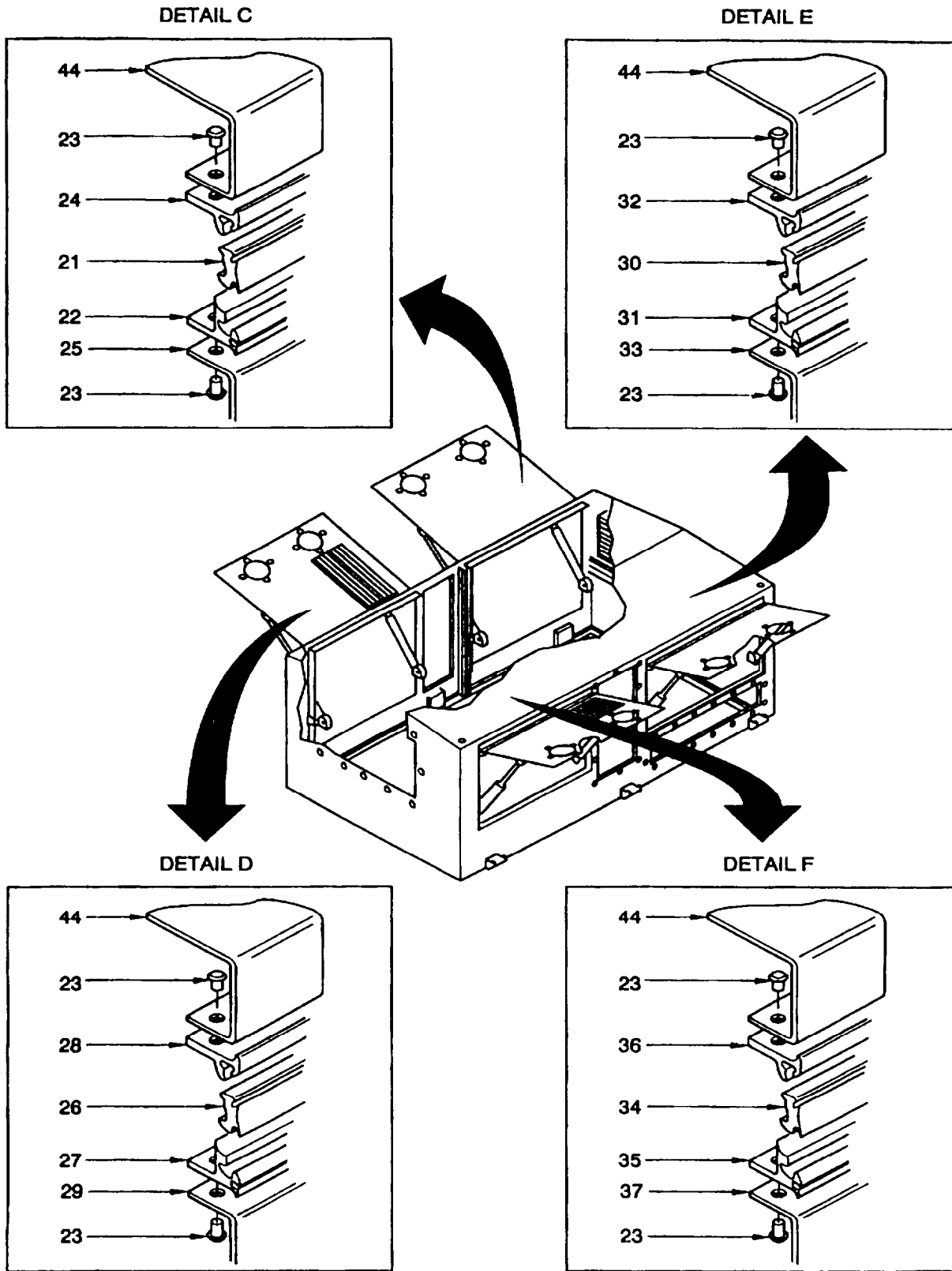


Figure 3. Unit Hood Assembly, Premounted, 15OKW
Sheet 2 of 2

SECTION II

TM 9-6115-668-23P

(1) ILLUSTRATION		(2)	(3)	(4)	(5)	(6)	(7)
(a) FIG NO.	(b) ITEM NO.	SMR CODE	NATIONAL STOCK NUMBER	CAGEC	PART NUMBER	DESCRIPTION AND USABLE ON CODES (UOC)	QTY INC IN UNIT
<p>GROUP 0101 HOOD ASSEMBLY, 150KW PREMOUNTED</p>							
3	1	XBOFF		D0857	060.03.0074	HOOD ASSEMBLY,PREMOUNTED	1
3	2	MOOZZ		D0857	065.02.0055-38.9 22 INCH	SEAL,WASHER (MAKE FROM (D8905) P/ N 403B789) 38.922 INCH (998MM) REQUIRED	1
3	3	PAOZZ	5340-12-321-5423	D1455	1.63.672.0	HANDLE,BAIL	8
3	4	PAOZZ	5310-12-163-2287	D8286	DIN985-M4-A4-70	NUT,SELF-LOCKING,HEXAGON	32
3	5	PAOZZ	5305-12-163-9981	D8286	DIN963-M4X12-A4- 70	SCREW,MACHINE	32
3	6	PAOZZ	5315-12-324-4295	D0857	040.12.0075	PIN,STRAIGHT,HEADLESS	8
3	7	PAOZZ	5340-12-324-4156	D1455	0.32.102.4	LOCK,FLUSH	8
3	8	PAOZZ	5305-12-332-3308	D8286	DIN933-M5X25-A4- 70	SCREW,CAP,HEXAGON HEAD	16
3	9	PAOZZ		D2405	330511	NUT,RIVITTED	16
3	10	PAOZZ	5340-12-324-4157	C1087	A3-E2-40-215-525 -140N	DASHPOT	4
3	11	PAOZZ	5340-12-324-4158	C1087	A3-E2-40-215-525 -200N	DASHPOT	2
3	12	PAOZZ	5342-12-345-5138	C1087	A3E2-40-215-525- 300N	DASHPOT,SPECIAL	2
3	13	PAOZZ	5310-12-154-3038	D8286	DIN934-M8-A4-70	NUT,PLAIN,HEXAGON	16
3	14	PAOZA	5310-12-146-8313	D8286	DIN127-B8-NRST	WASHER,LOCK	16
3	15	PAOZZ	5325-12-165-2741	D8286	DIN6799-7-1.4310	RING,RETAINING	8
3	16	PAOZZ	5310-12-154-1380	D8286	DIN125-B8,4-140H V-A4	WASHER,FLAT	8
3	17	PAOZZ	5315-12-331-3953	D0857	040.09.0042	PIN,SHOULDER,HEADLESS	8
3	18	XBFZZ		D0857	160.47.0007	PROP,SAFETY	4
3	19	PAOZZ	5365-12-345-3760	C0882	5.87.036	SPACER,SLEEVE	4
3	20	PAFZZ	5325-12-162-4636	D0716	3070060.16	INSERT,SCREW THREAD	60
3	21	MOOZZ		D0857	320.09.0008-41.3 4 INCH	PROFILE RUBBER (MAKE FROM (D8905) P/N 405A072) 41.34 INCH (1050MM) REQUIRED	1
3	22	MOOZZ		D0857	320.09.0007-41.3 4 INCH	HINGE PROFILE (MAKE FROM (D0857) P/N 320.09.0007) 41.34 INCH (1050MM) REQUIRED	1
3	23	PAOZZ	5320-12-330-6099	D8286	DIN7337-A4,8X12- ST-ST-A1P	RIVET,BLIND	92
3	24	MOOZZ		D0857	320.09.0006-41.3 4 INCH	HINGE PROFILE (MAKE FROM (D0857) P/ N 320.09.0006) 41.34 INCH (1050MM) REQUIRED	1
3	25	XBFZZ		D0857	485.01.0002	FLAP, 1050X930X18	1
3	26	MOOZZ		D0857	320.09.0008-46.2 6 INCH	PROFILE RUBBER (MAKE FROM (D8905) P/N 405A072) 46.26 INCH (1175MM) REQUIRED	1
3	27	MOOZZ		D0857	320.09.0007-46.2 6 INCH	HINGE PROFILE (MAKE FROM (D0857) P/ N 320.09.0007) 46.26 INCH (1175MM) REQUIRED	1
3	28	MOOZZ		D0857	320.09.0006-46.2 6 INCH	HINGE PROFILE (MAKE FROM (D0857) P/ N 320.09.0006) 46.26 INCH (1175MM) REQUIRED	1
3	29	XBFZZ		D0857	485.01.0019	FLAP, 1175X930X18	1
3	30	MOOZZ		D0857	320.09.0008-42.5 2 INCH	PROFILE RUBBER (MAKE FROM (D8905) P/N 405A072) 42.52 INCH (1080MM) REQUIRED	1
3	31	MOOZZ		D0857	320.09.0007-42.5 2 INCH	HINGE PROFILE (MAKE FROM (D0857) P/ N 320.09.0007) 42.52 INCH (1080MM) REQUIRED	1

SECTION II

TM 9-6115-668-23P

(1) ILLUSTRATION		(2)	(3)	(4)	(5)	(6)	(7)
(a) FIG NO.	(b) ITEM NO.	SMR CODE	NATIONAL STOCK NUMBER	CAGEC	PART NUMBER	DESCRIPTION AND USABLE ON CODES (UOC)	QTY INC IN UNIT
3	32	MOOZZ		D0857	320.09.0006-42.5 2 INCH	HINGE PROFILE (MAKE FROM (D0857) P/ N 320.09.0006) 42.52 INCH (1080MM) REQUIRED	1
3	33	XBFZZ		D0857	485.01.0004	FLAP, 1080X570X18	1
3	34	MOOZZ		D0857	320.09.0008-46.6 6 INCH	PROFILE RUBBER (MAKE FROM (D8905) P/N 405A072) 46.66 INCH (1185MM) REQUIRED	1
3	35	MOOZZ		D0857	320.09.0007-46.6 6 INCH	HINGE PROFILE (MAKE FROM (D0857) P/N 320.09.0007) 46.66 INCH (1185MM) REQUIRED	1
3	36	MOOZZ		D0857	320.09.0006-46.6 6 INCH	HINGE PROFILE (MAKE FROM (D0857) P/ N 320.09.0006) 46.66 INCH (1185MM) REQUIRED	1
3	37	XBFZZ		D0857	485.01.0020	FLAP, 1185X580X18	1
3	38	MOOZZ		D0857	065.02.0055-36.2 7 INCH	PROFILE RUBBER (MAKE FROM (D8905) 403B789) 36.27 INCH (930MM) REQUIRED	4
3	39	MOOZZ		D0857	065.02.0055-44.2 2 INCH	PROFILE RUBBER (MAKE FROM (D8905) 403B789) 44.22 INCH (1123MM) REQUIRED	1
3	40	MOOZZ		D0857	065.02.0055-40.5 INCH	PROFILE RUBBER (MAKE FROM (D8905) 403B789) 40.5 INCH (1028MM) REQUIRED	1
3	41	MOOZZ		D0857	065.02.0055-22.2 3 INCH	PROFILE RUBBER (MAKE FROM (D8905) 403B789) 22.23 INCH (570MM) REQUIRED	2
3	42	MOOZZ		D0857	065.02.0055-44.6 1 INCH	PROFILE RUBBER (MAKE FROM (D8905) 403B789) 44.61 INCH (1133MM) REQUIRED	1
3	43	MOOZZ		D0857	065.02.0055-22.6 2 INCH	PROFILE RUBBER (MAKE FROM (D8905)	2
3	44	XBFZZ		D0857	060.03.0075	HOOD, 2880X1620X118 7	1
END OF FIGURE							

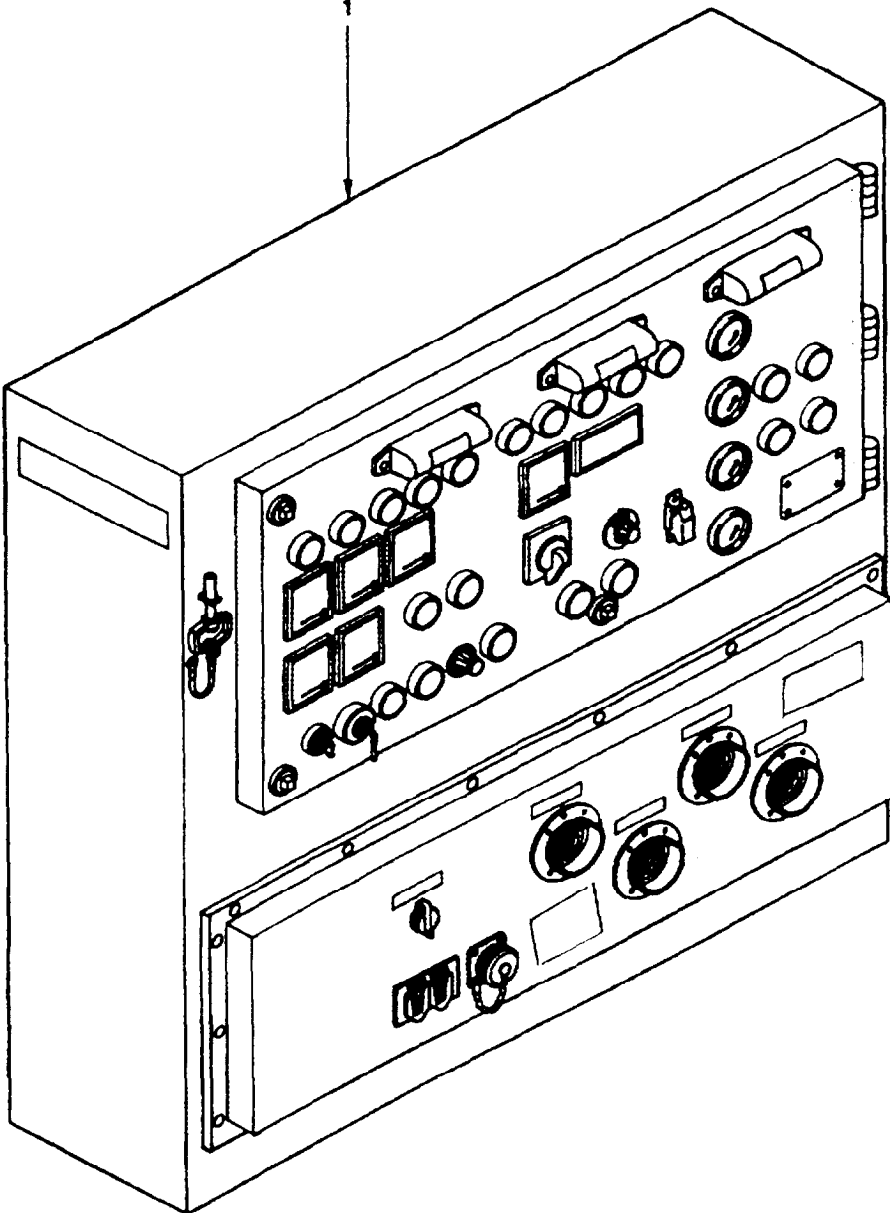


Figure 4. Control Cabinet Assembly

SECTION II

TM 9-6115-668-23P

(1) ILLUSTRATION		(2)	(3)	(4)	(5)	(6)	(7)
(a) FIG NO.	(b) ITEM NO.	SMR CODE	NATIONAL STOCK NUMBER	CAGEC	PART NUMBER	DESCRIPTION AND USABLE ON CODES (UOC)	QTY INC IN UNIT
4	1	XCFFF		D0857	420.02.0120	<p>GROUP 02 CONTROL CABINET ASSEMBLY</p> <p>CONTROL CABINET ASSEMBLY</p> <p>END OF FIGURE</p>	1

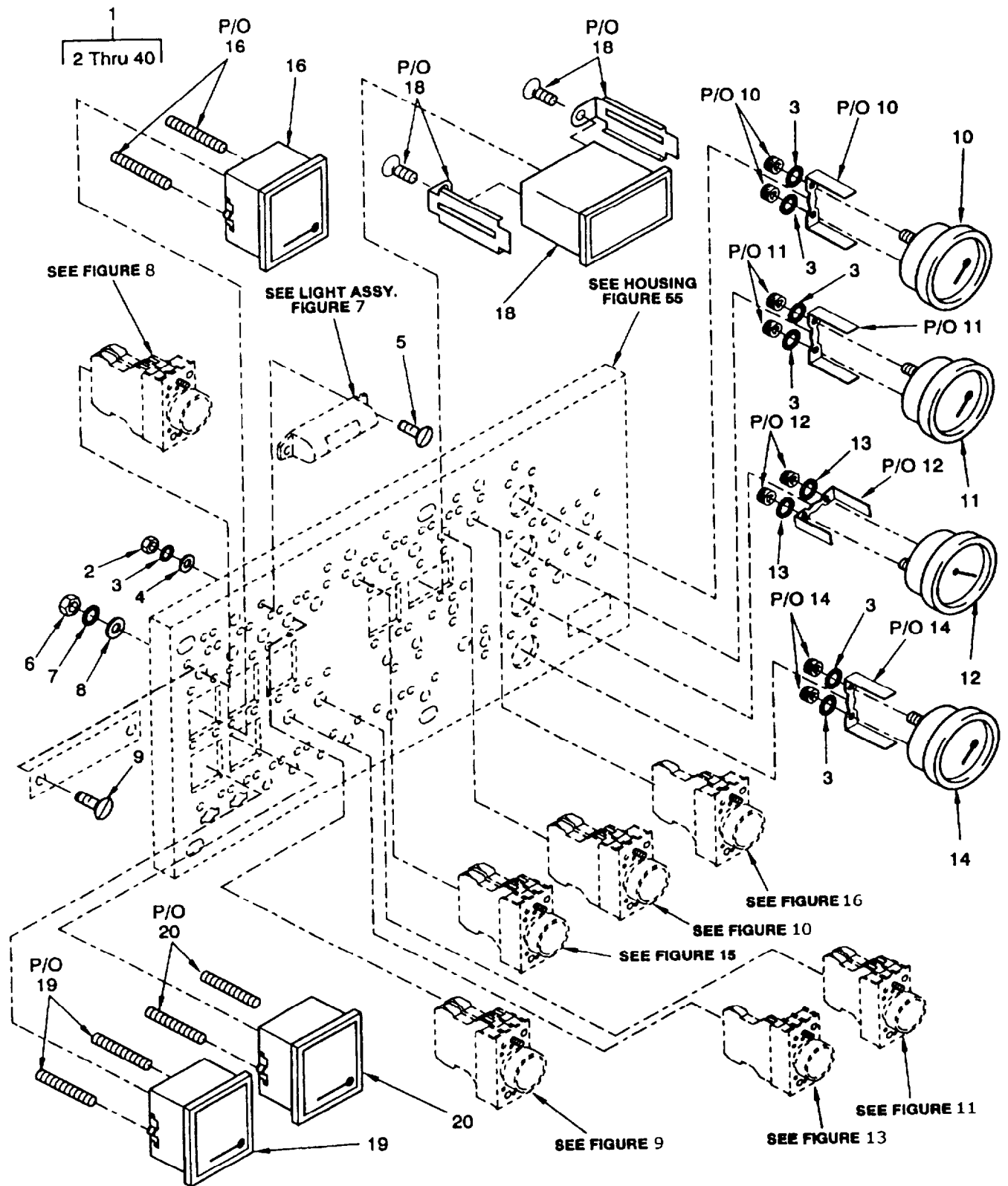


Figure 5. & Control Cabinet, Control Panel
Sheet 1 of 2

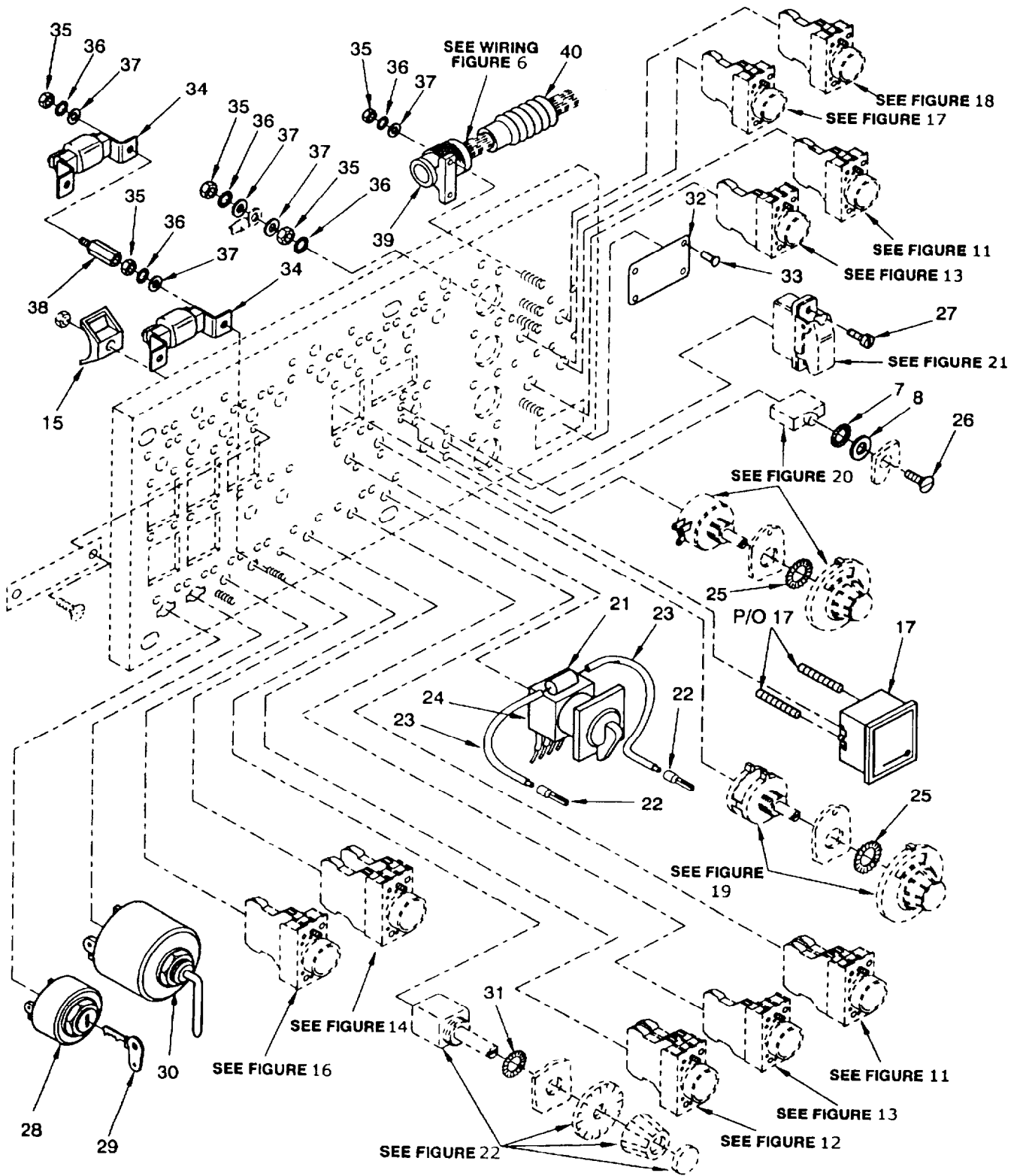


Figure 5. Control Cabinet, Control Panel
Sheet 2 of 2

SECTION II

TM 9-6115-668-23P

(1) ILLUSTRATION		(2)	(3)	(4)	(5)	(6)	(7)
(a) FIG NO.	(b) ITEM NO.	SMR CODE	NATIONAL STOCK NUMBER	CAGEC	PART NUMBER	DESCRIPTION AND USABLE ON CODES (UOC)	QTY INC IN UNIT
						GROUP 0201 CONTROL CABINET ASSEMBLY (CONTROL PANEL)	
5	1	XCOFF		D0857	420.02.0120-5	CONTROL CABINET ASSEMBLY (CONTROL PANEL)	1
5	2	PAOZZ	5310-12-151-7866	D8286	DIN934-M4-A4-70	NUT,PLAIN,HEXAGON	6
5	3	PAOZZ	5310-01-407-4764	62380	152.269	WASHER,LOCK	12
5	4	PAOZZ	5310-12-158-2236	D8286	DIN125-B4,3-A4-7 0	WASHER,FLAT	6
5	5	PAOZZ	5305-12-171-6738	D8286	DIN963-M4X16-A4- 70	SCREW,MACHINE	6
5	6	PAOZZ	5310-12-151-2287	D8286	DIN934-M3-A4-70	NUT,PLAIN,HEXAGON	78
5	7	PAOZZ	5310-12-131-5576	D8286	DIN6798-A3,2-FST	WASHER,LOCK	67
5	8	PAOZZ	5310-12-151-7821	D8286	DIN125-B3,2-A4-7 0	WASHER,FLAT	67
5	9	PAOZZ	5305-12-164-5783	D8286	DIN963-M3X10-A4- 70	SCREW,MACHINE	78
5	10	PAOZZ	6685-12-319-7692	D2439	350.471/002/063	INDICATOR,PRESSURE (MOUNTING HARDWARE INCLUDED)	1
5	11	PAOZZ	6685-12-310-6188	D4276	310.474/006/017	INDICATOR,TEMPERATURE (MOUNTING HARDWARE INCLUDED)	1
5	12	PAOZZ	6645-12-323-8129	D4276	331.811/002/015	METER,TIME TOTALIZING (MOUNTING HARDWARE INCLUDED)	1
5	13	PAOZZ	5310-12-124-0890	D8286	DIN6798-A6,4-FST	WASHER,LOCK	2
5	14	PAOZZ	6680-12-322-2918	D4276	301.472/013/001	INDICATOR,LIQUID QUANTITY (MOUNTING HARDWARE INCLUDED)	1
5	15	PAOZZ	5975-12-161-1864	D8527	151-25219	MOUNTING BASE,TIEDO NY-3256	6
5	16	PAOZZ	6625-12-347-5791	D0290	1614E0060G0	AMMETER 0-600/1200/5A 400HZ, RED MARKER AT 520A (MOUNTING HARDWARE INCLUDED)	1
5	17	PAOZZ	6625-12-322-6844	D0290	1614-E003-G0	VOLTMETER 0-250V 400HZ, RED MARKER AT 120V AND 208V (MOUNTING HARDWARE INCLUDED)	1
5	18	PAOZZ	6625-12-346-7151	D0857	265.05.0001	METER,ELECTRICAL FREQUENCY (MOUNTING HARDWARE INCLUDED)	1
5	19	PAOZZ	6625-12-324-4292	D0290	1614-P004-G0	WATTMETER 0-200KW 400HZ, RED MARKER AT 150KW (MOUNTING HARDWARE INCLUDED)	1
5	20	PAOZZ	6625-12-324-4293	D0290	1614-P003-G0	AMMETER 0-60A 60MV (MOUNTING HARDWARE INCLUDED)	1
5	21	PAOZZ	5910-12-300-8511	C7080	72D244	CAPACITOR,FIXED,METALLIZED ERO F 1773 0,47UF	1
5	22	PAOZZ	5940-12-338-1094	D0857	170.01.0001	FERRULE,ELECTRICAL AWG 20 OR	2
5	23	MFFZZ		D0857	175.03.0002-1.17 INCH	INSULATION MAKE FROM (D0857) P/N 175.03.0002 1.17 INCH (30MM) REQUIRED	2
5	24	PAOZZ	5930-12-321-4830	D8942	T0-3-8007/E	SWITCH,ROTARY (MOUNTING HARDWARE INCLUDED)	1
5	25	PAOZZ	5310-12-124-0893	D8286	DIN6798-A10,5-FS T	WASHER,LOCK	2
5	26	PAOZZ	5305-12-158-2132	D8286	DIN963-M3X8-A4-7 0	SCREW,MACHINE	1
5	27	PAOZZ	5305-12-322-3196	D0857	425.17.0001	SCREW,MACHINE	2
5	28	PAOFF	2920-12-143-5256	D2689	0116 9352	SWITCH,LOCK,IGNITIO N (MOUNTING HARDWARE INCLUDED)	1
5	29	PAOZZ	5315-12-168-1446	D2689	0116 4945	KEY,SWITCH	1
5	30	PAOZZ	5930-12-129-3370	D2689	01160579	SWITCH,ROTARY (MOUNTING HARDWARE INCLUDED)	1
5	31	PAOZZ	5310-12-164-8912	D9532	S10A3P	WASHER,SPRING TENSIO N	1

SECTION II

TM 9-6115-668-23P

(1) ILLUSTRATION		(2)	(3)	(4)	(5)	(6)	(7)
(a) FIG NO.	(b) ITEM NO.	SMR CODE	NATIONAL STOCK NUMBER	CAGEC	PART NUMBER	DESCRIPTION AND USABLE ON CODES (UOC)	QTY INC IN UNIT
5	32	XBOZZ		D0857	405.07.0035	PLATE,IDENTIFICATIO N (CONTROL CABINET 150KW)	1
5	33	XBOZZ		D8286	DIN7337-A3X6-AL- LEG.-BK-ST-A3P	RIVET,BLIND	4
5	34	PAOZZ	5905-12-162-7716	D2689	0116 3141	RESISTOR,FIXED,WIRE WOUND	2
5	35	PAOZZ	5310-12-154-3112	D8286	DIN934-M5-A4-70	NUT,PLAIN,HEXAGON	10
5	36	PAOZZ	5310-12-124-0889	D8286	DIN6798-A5,3-FST	WASHER,LOCK	10
5	37	PAOZZ	5310-12-175-0041	D8286	DIN125-B5,3-140H V-A4	WASHER,FLAT	10
5	38	PFOZZ	5340-12-325-3601	C0882	5.15.301	POST,ELECTRICAL-MECHANICAL EQUIPMENT	2
5	39	XBOZZ	5975-12-313-1043	D8527	167-12298	BUSHING,ELECTRICAL	2
5	40	MOOZZ		D0857	115.02.0026-19.5 INCH	TUBE,PROTECTIVE,NS-29 (MAKE FROM (D8527) P/N 167-11298) 19.5 INCH (500MM) REQUIRED	2
END OF FIGURE							

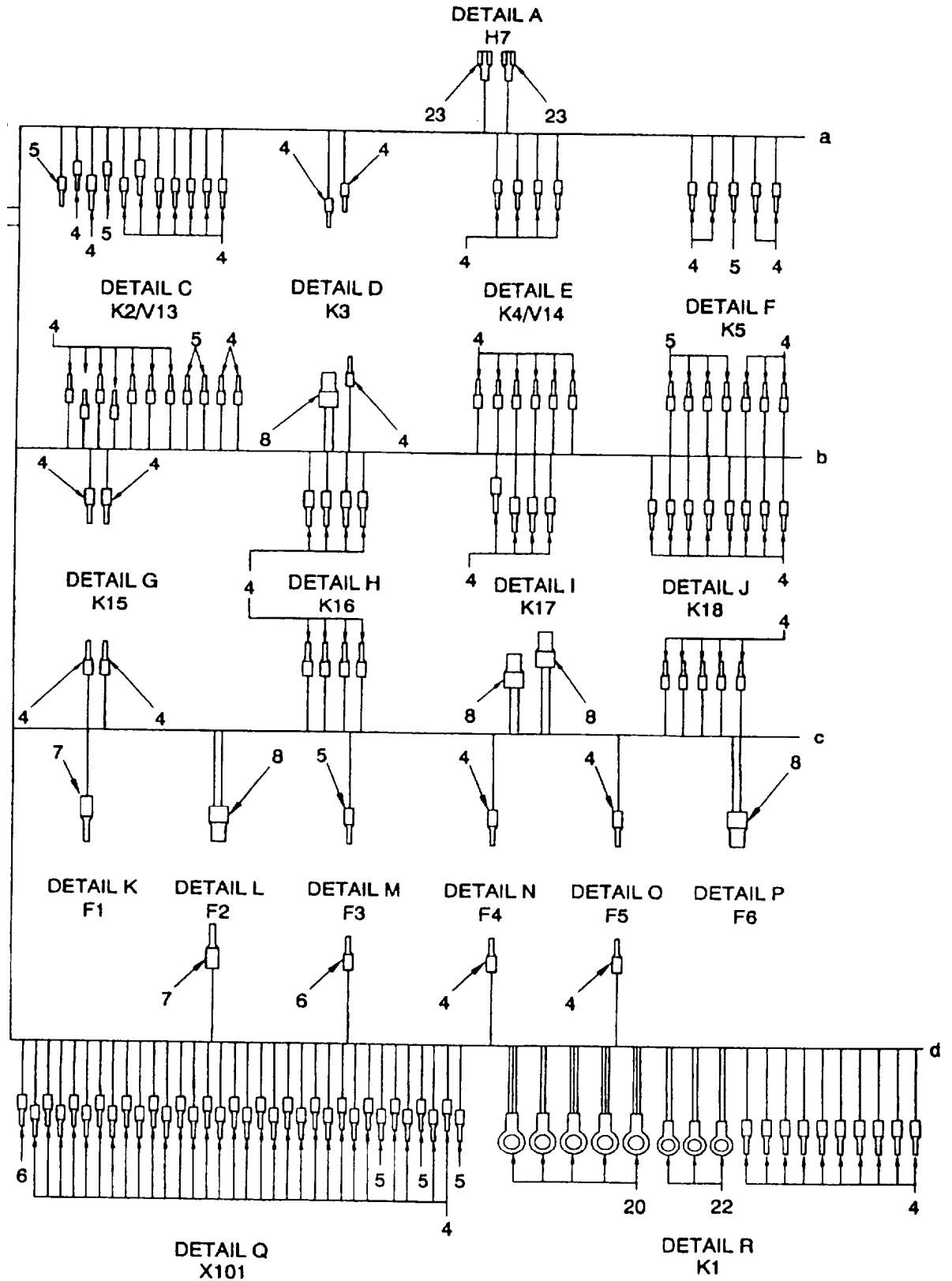


Figure 6. Wiring, Control Cabinet
Sheet 1 of 71

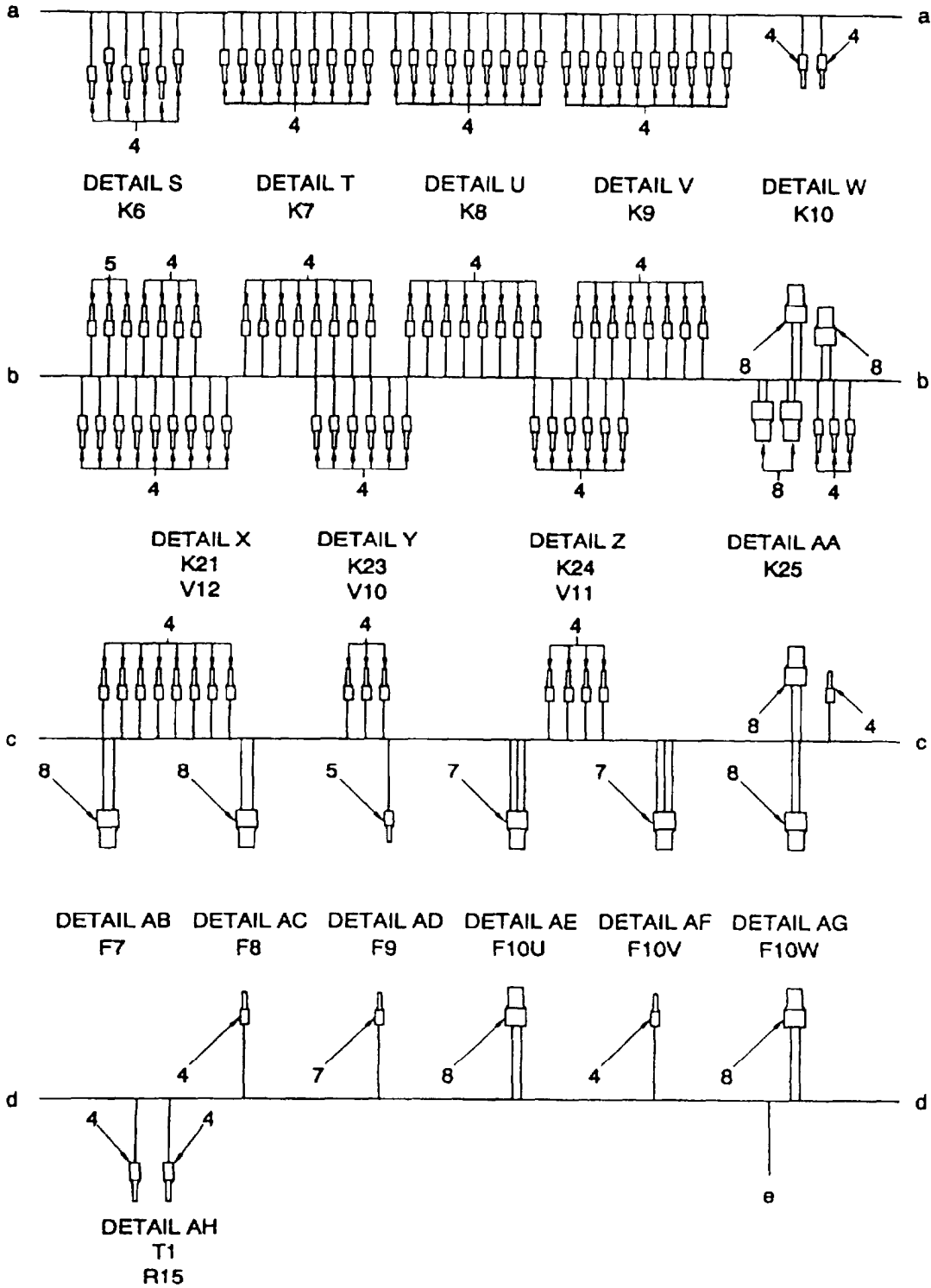


Figure 6 . Wiring, Control Cabinet
Sheet 2 of 71

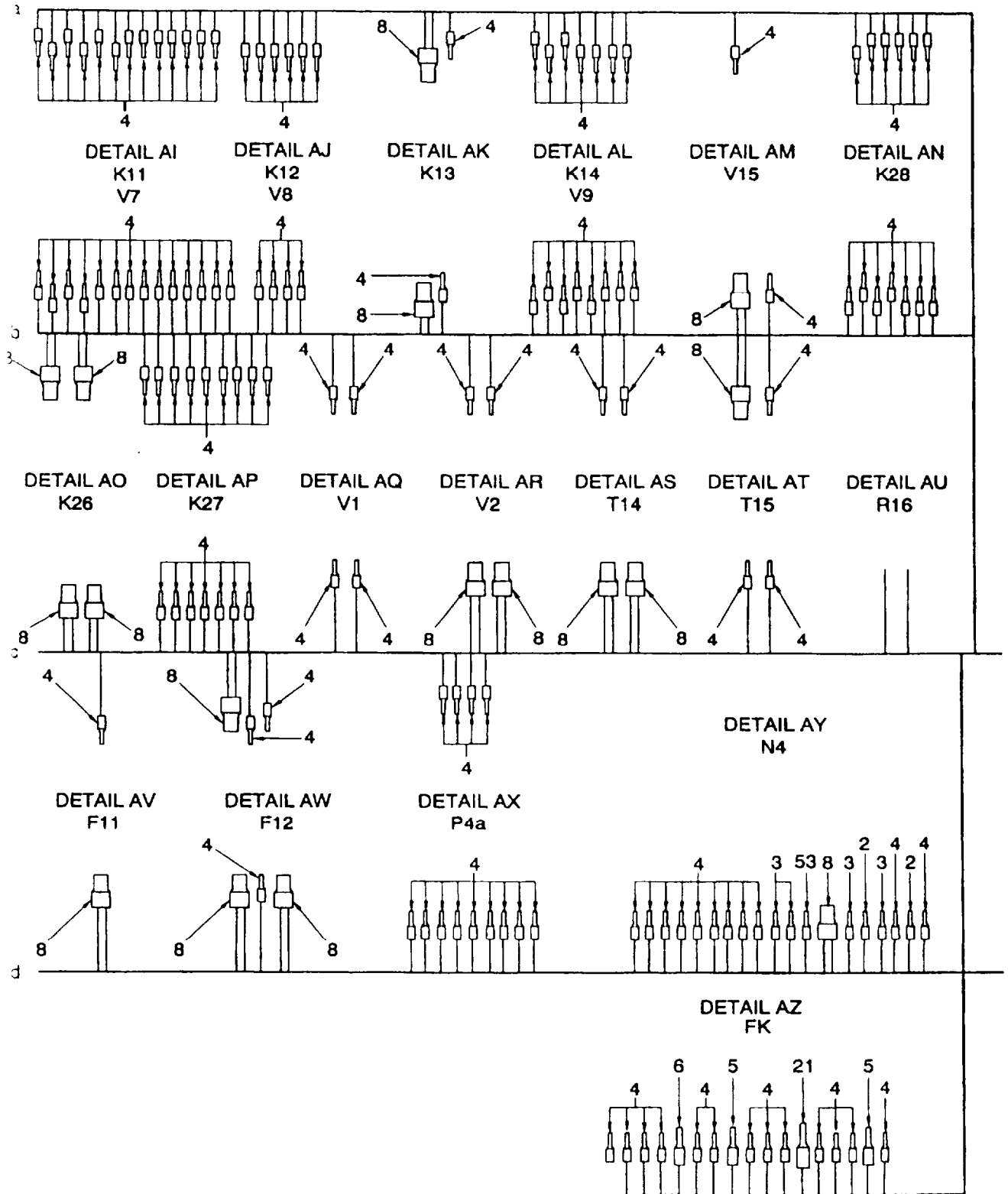


Figure 6. Wiring, Control Cabinet
Sheet 3 of 71

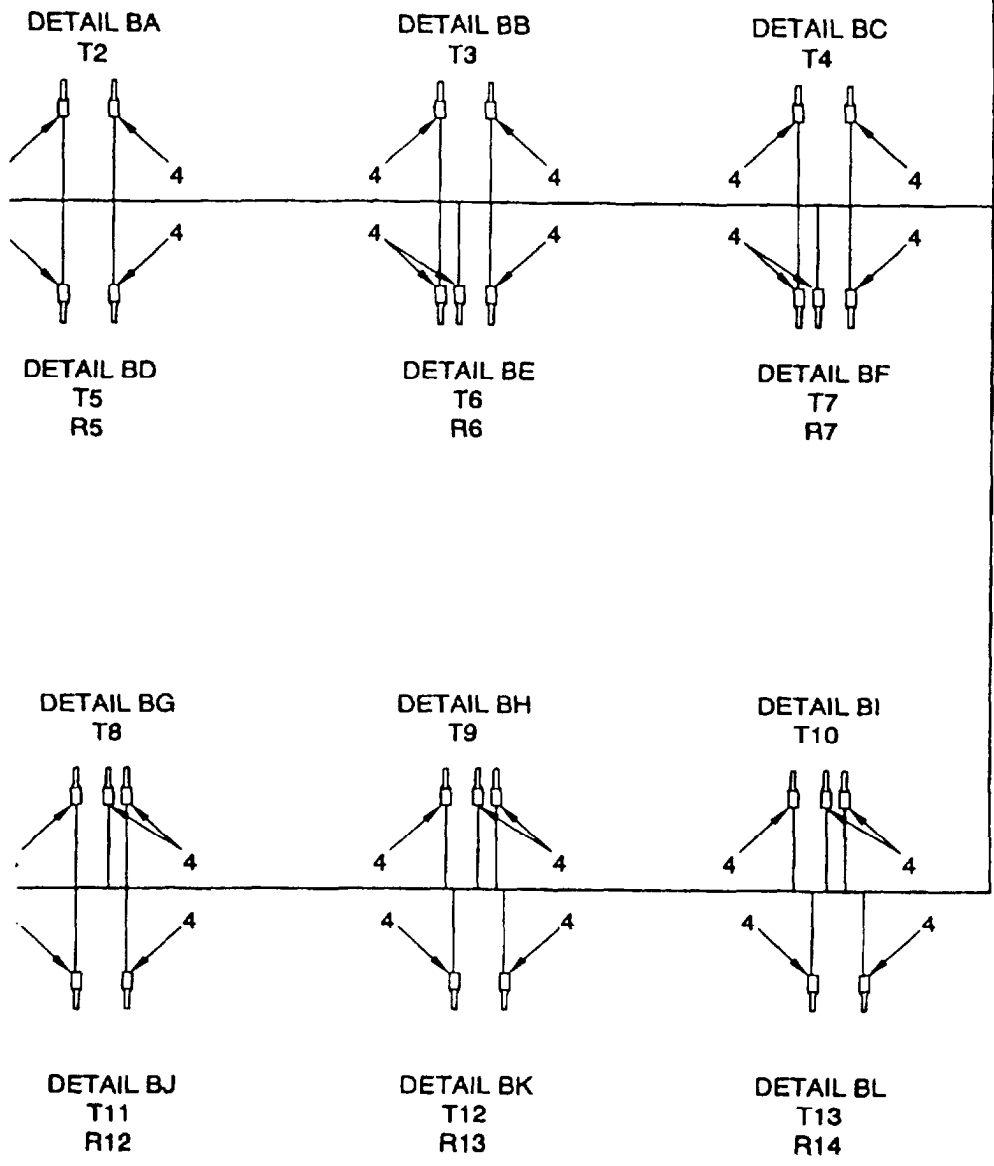


Figure 6. Wiring, Control Cabinet
Sheet 4 of 71

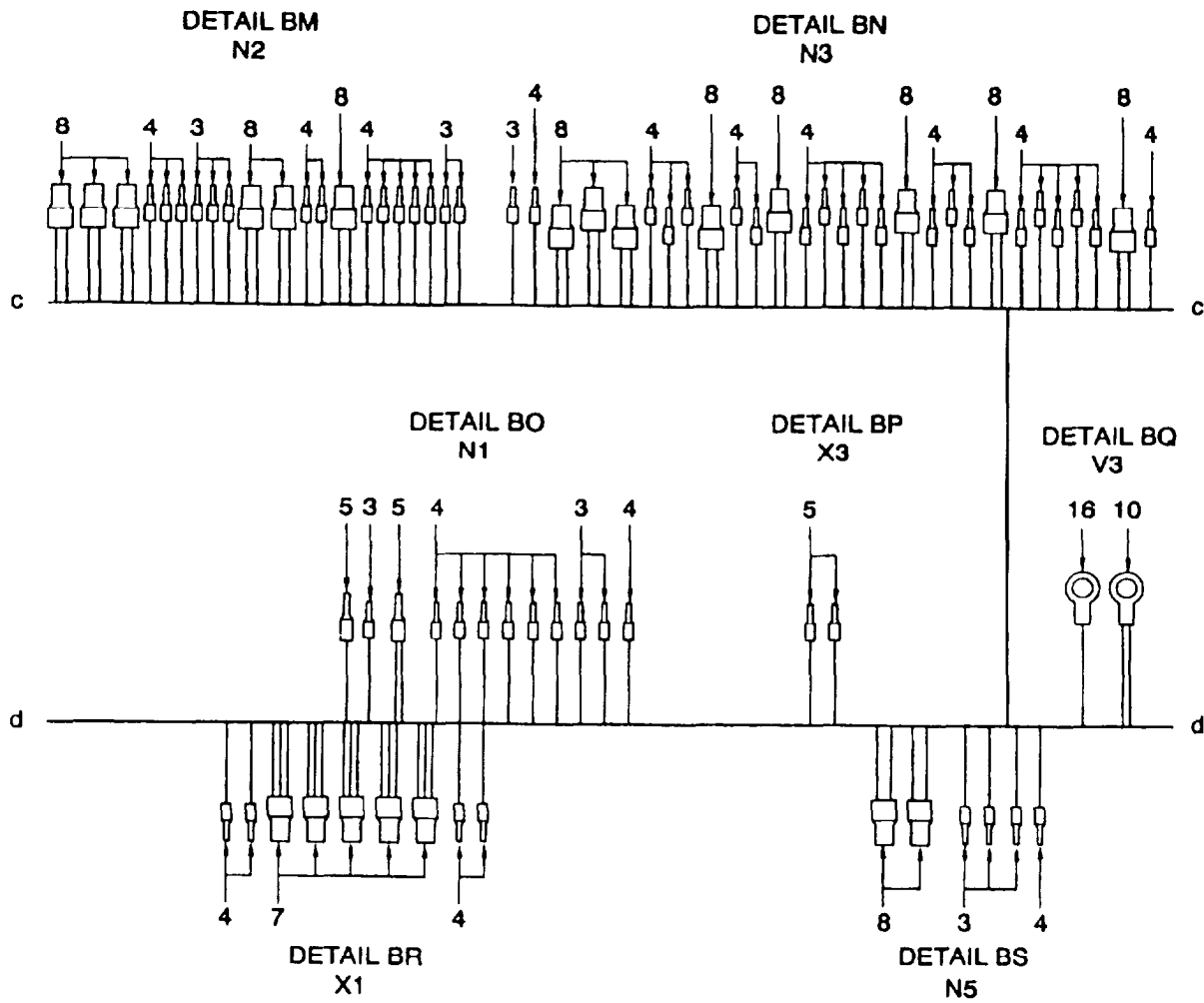


Figure 6. Wiring, Control Cabinet
Sheet 5 of 71

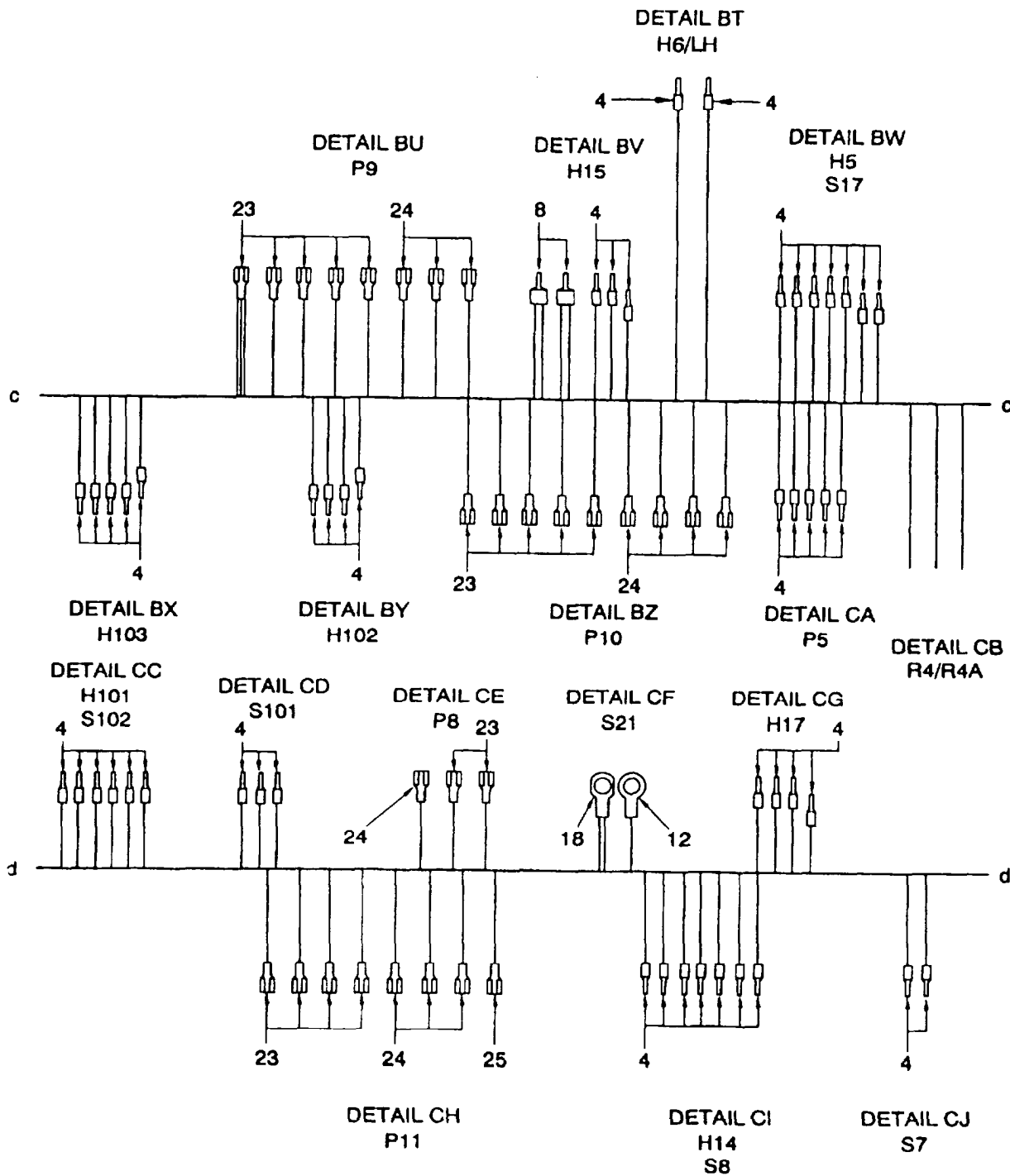


Figure 6. Wiring, Control Cabinet
Sheet 6 of 71

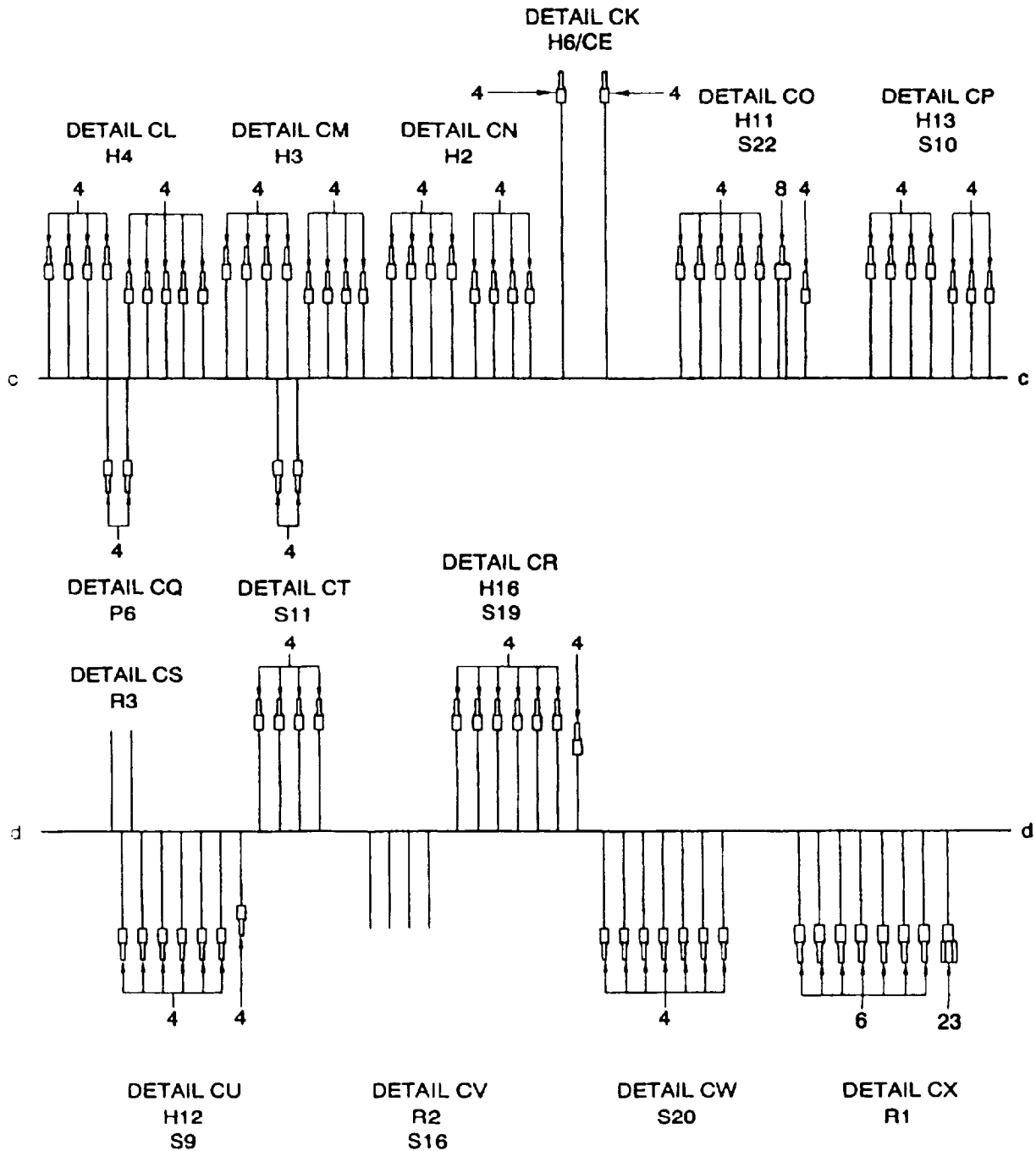


Figure 6. Wiring, Control Cabinet
Sheet 7 of 71

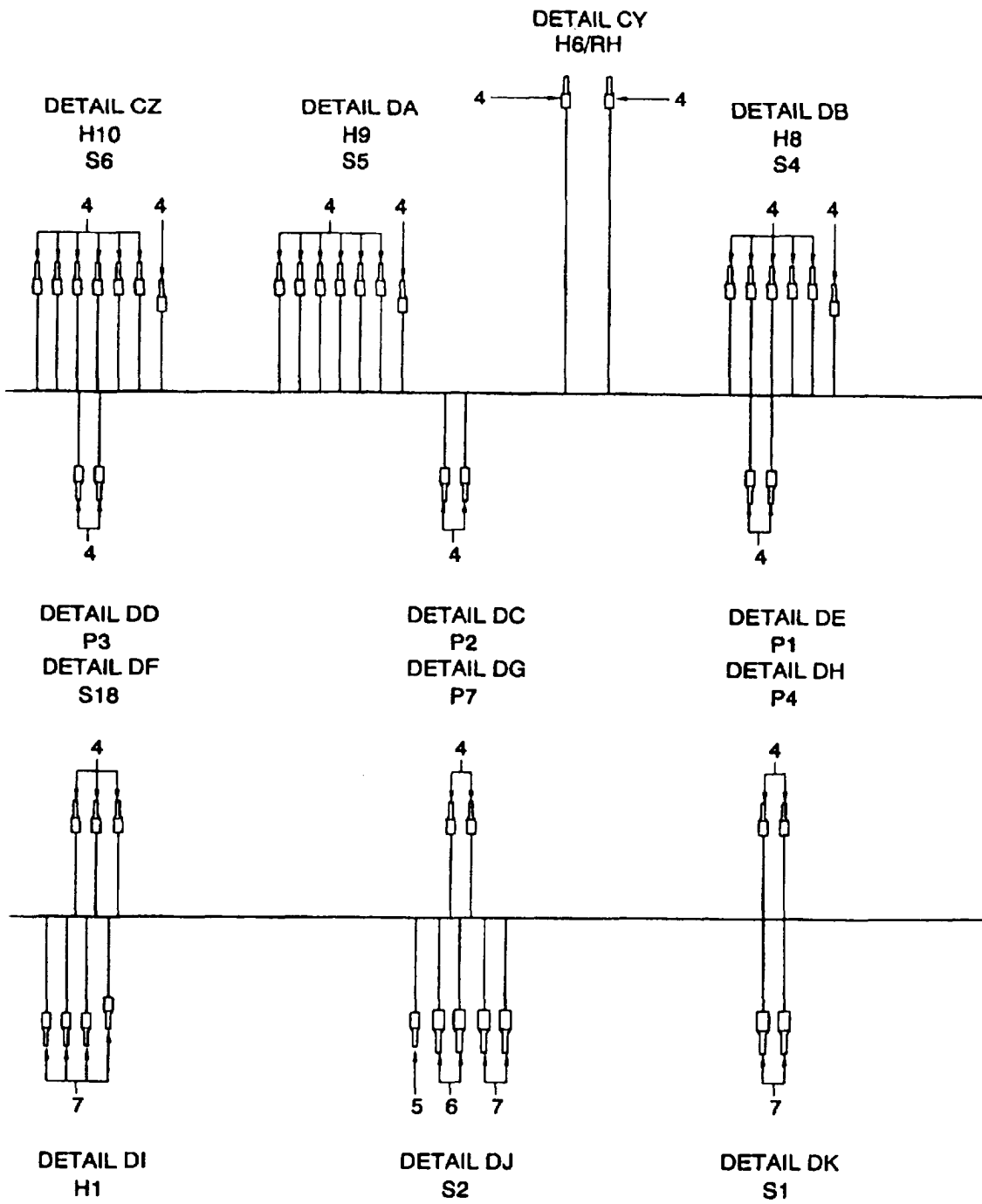


Figure 6. Wiring. Control Cabinet
Sheet 6 of 71

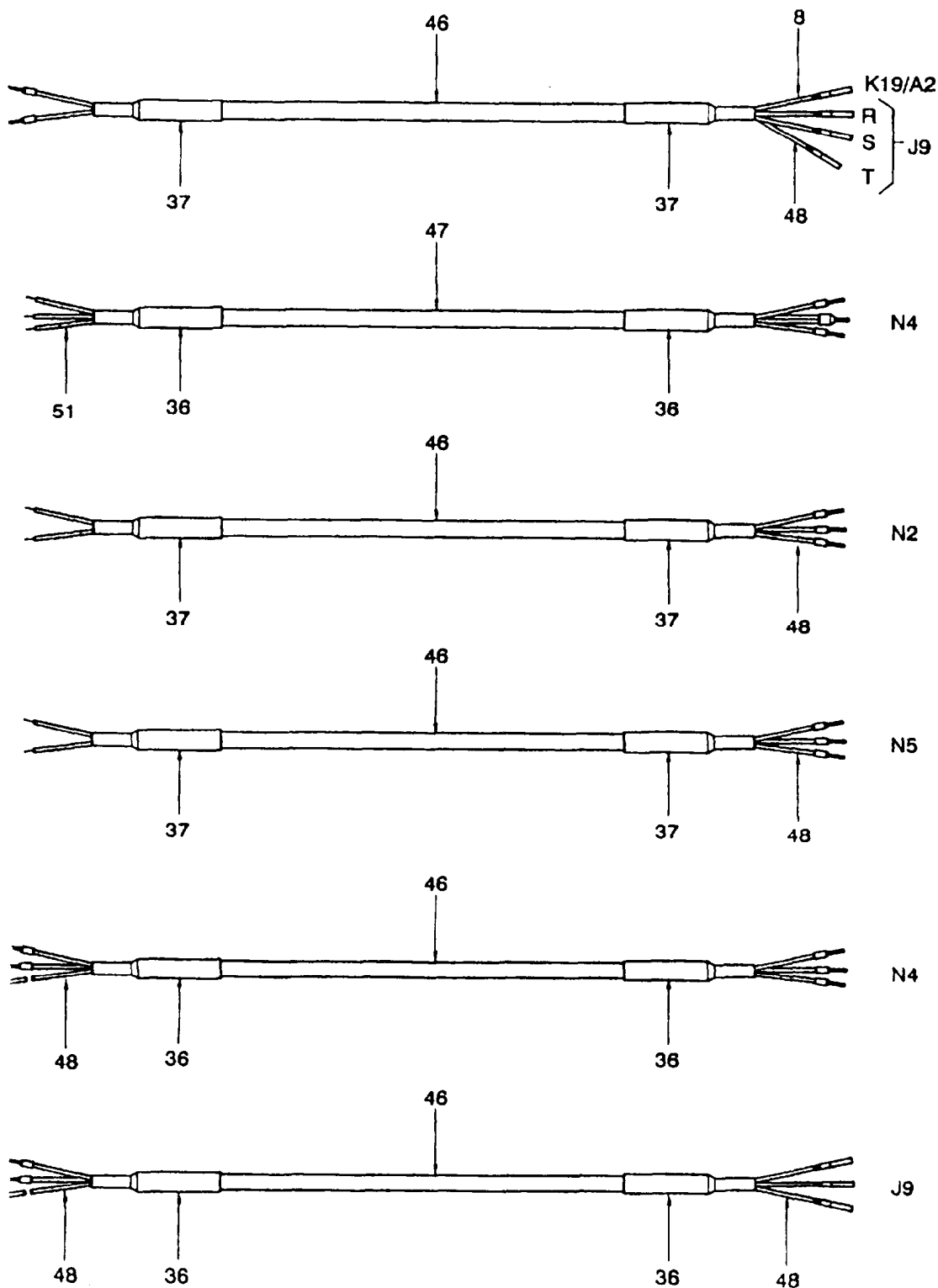


Figure 6. Wiring, Control Cabinet
Sheet 9 of 71

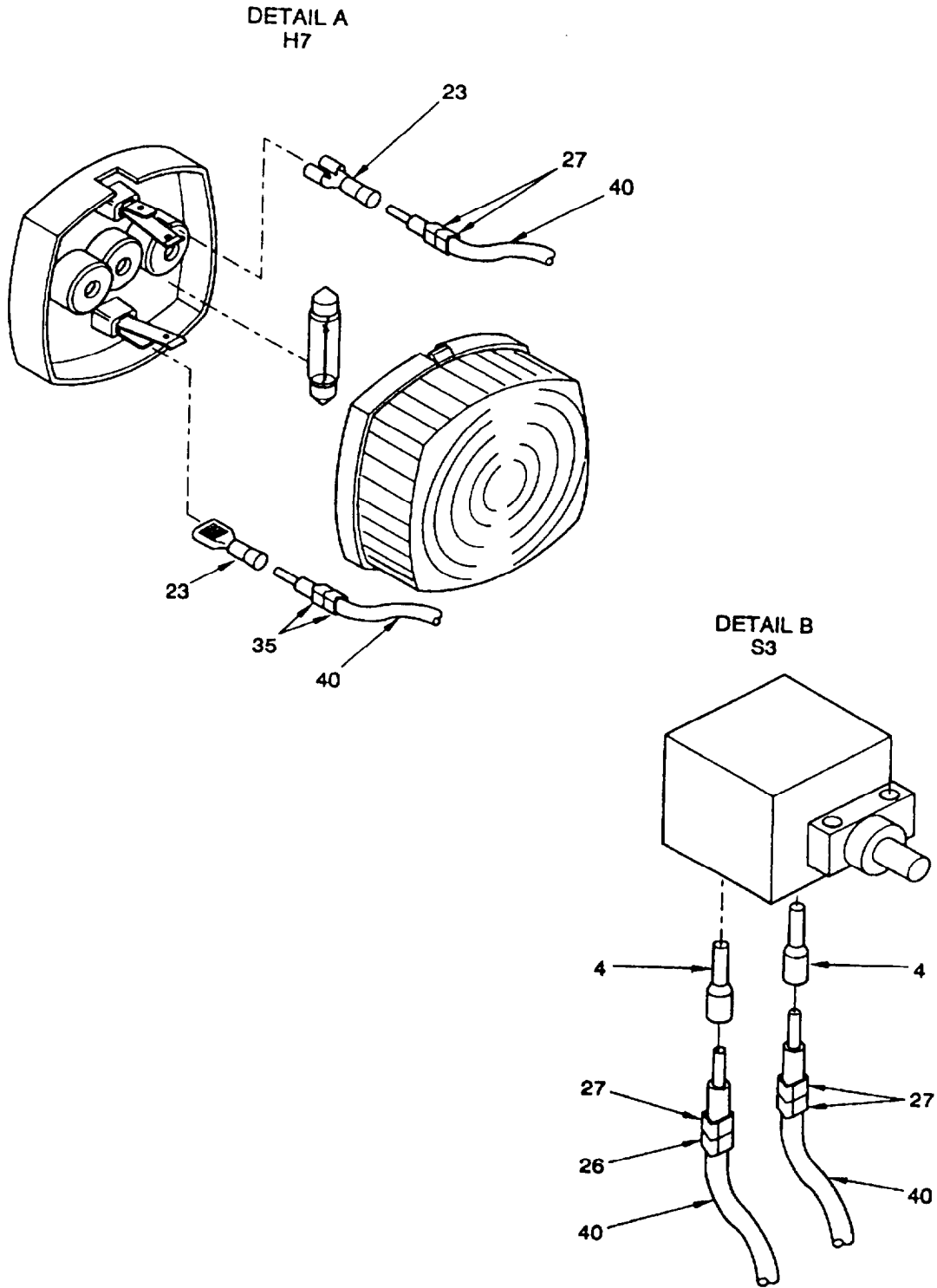


Figure 6. Wiring, Control Cabinet
Sheet 10 of 71

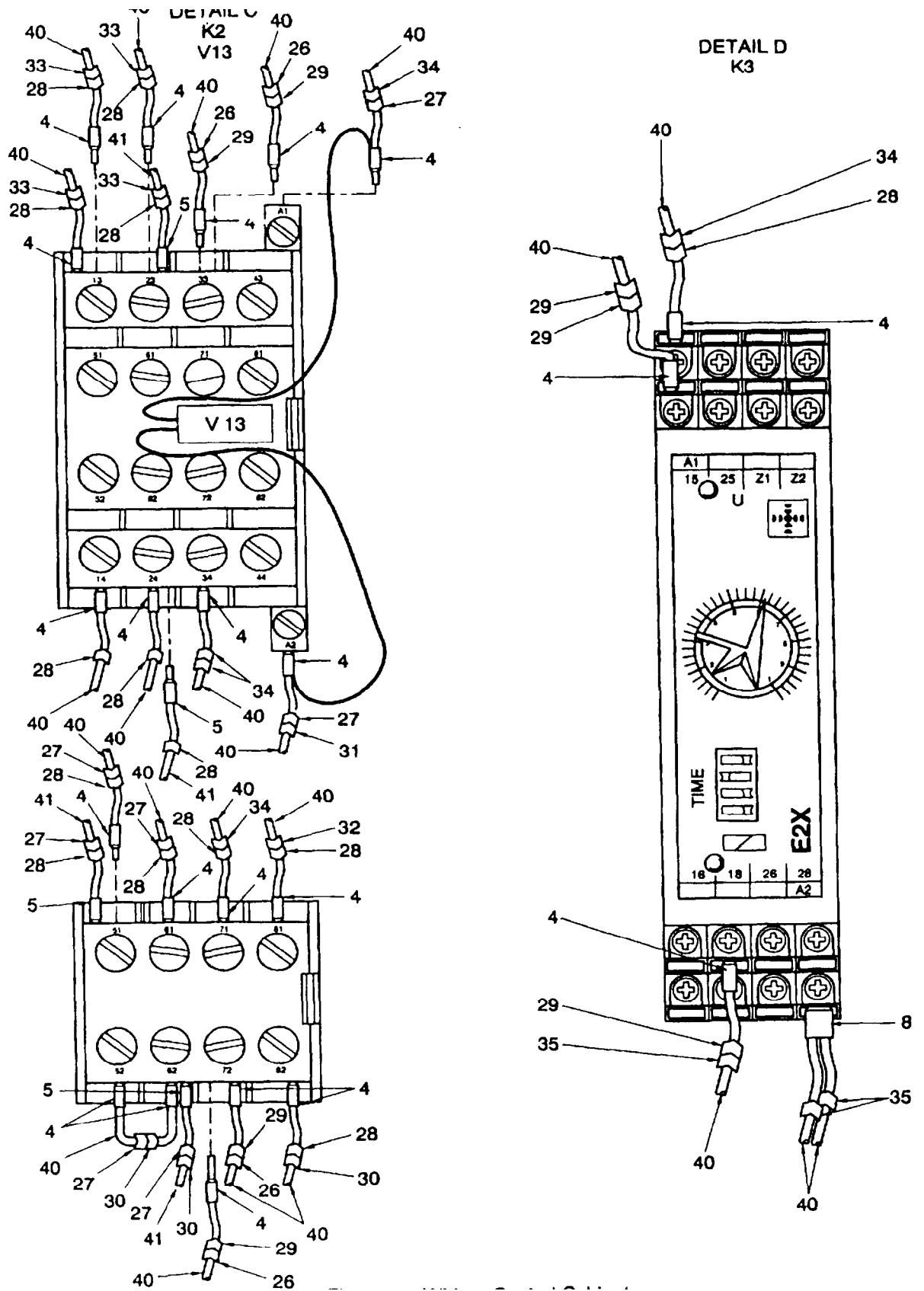
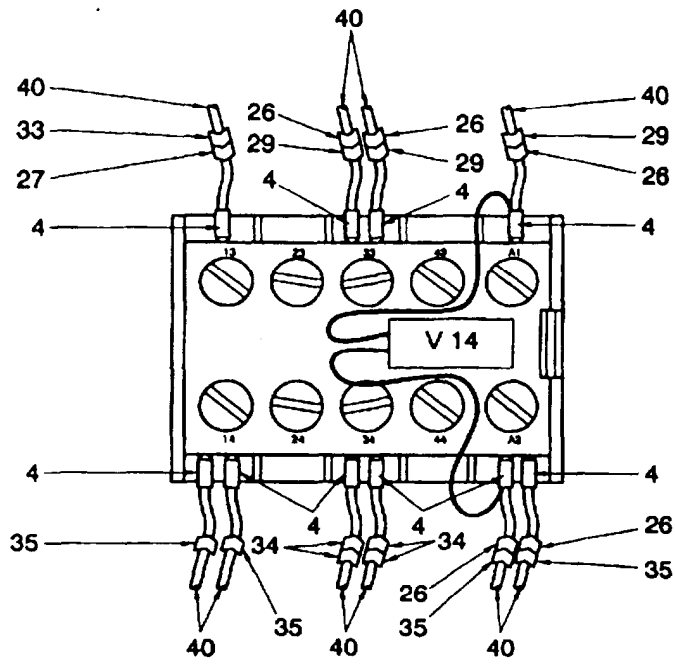


Figure 6 . Wiring, Control Cabinet
Sheet 11 of 71

DETAIL E
K4
V14



DETAIL F
K5

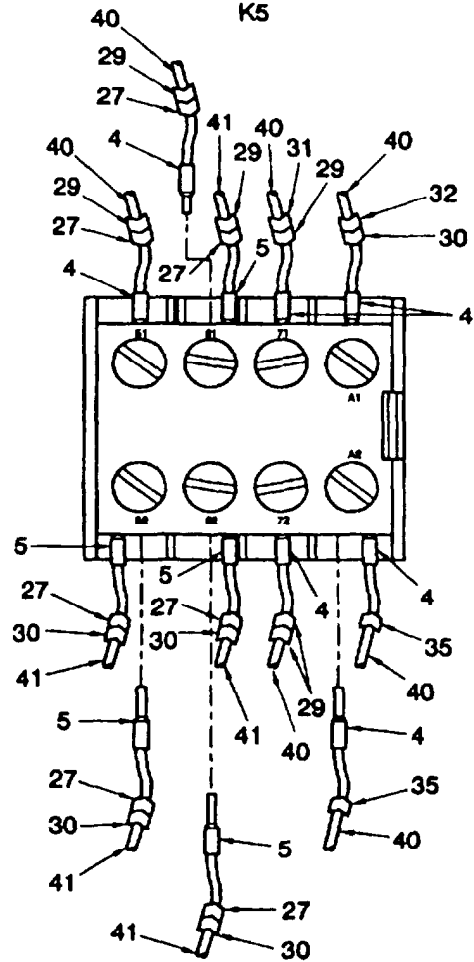


Figure 6. Wiring, Control Cabinet
sheet 12 Of 71

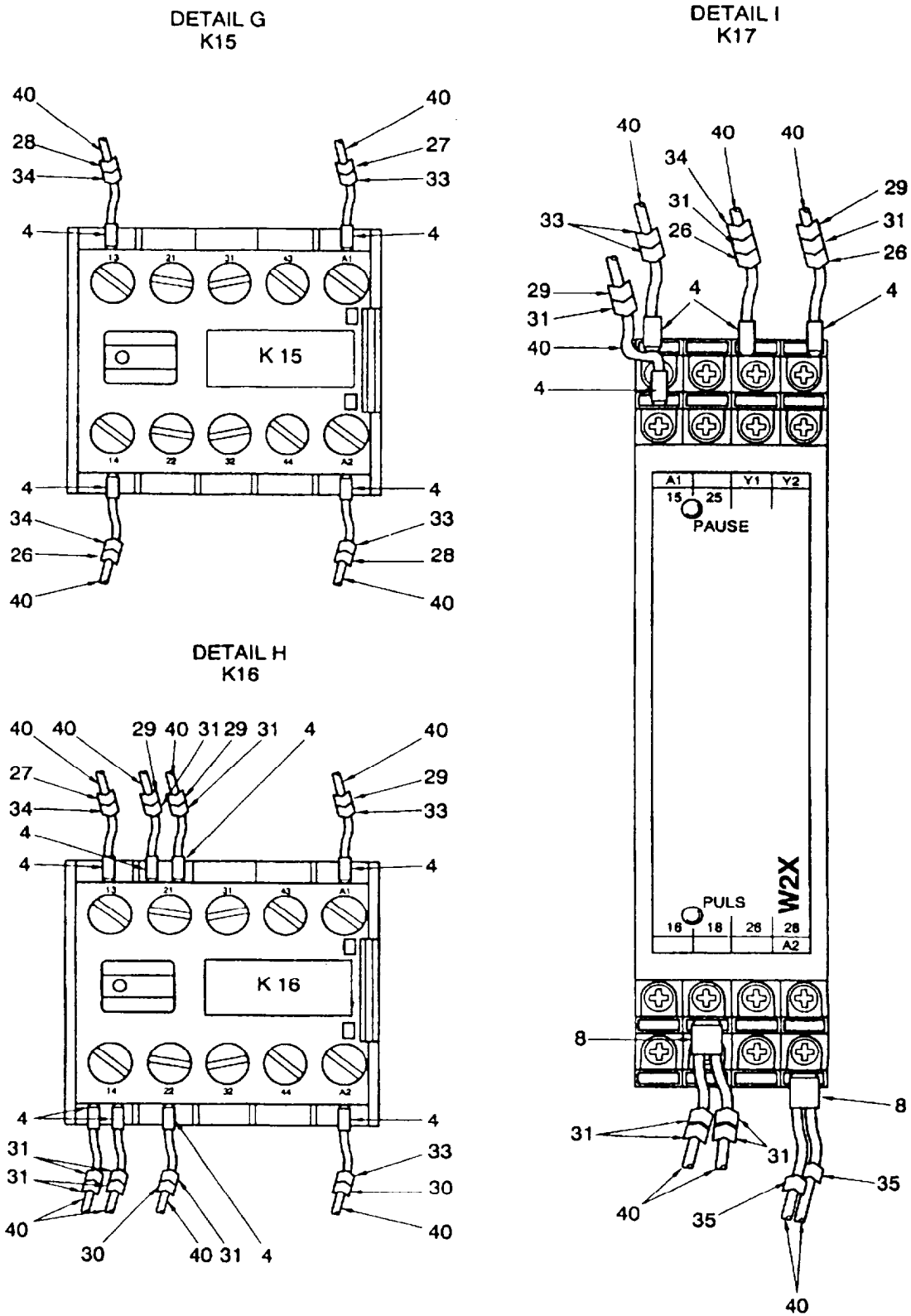


Figure 6. Wiring, Control Cabinet
Sheet 13 of 71

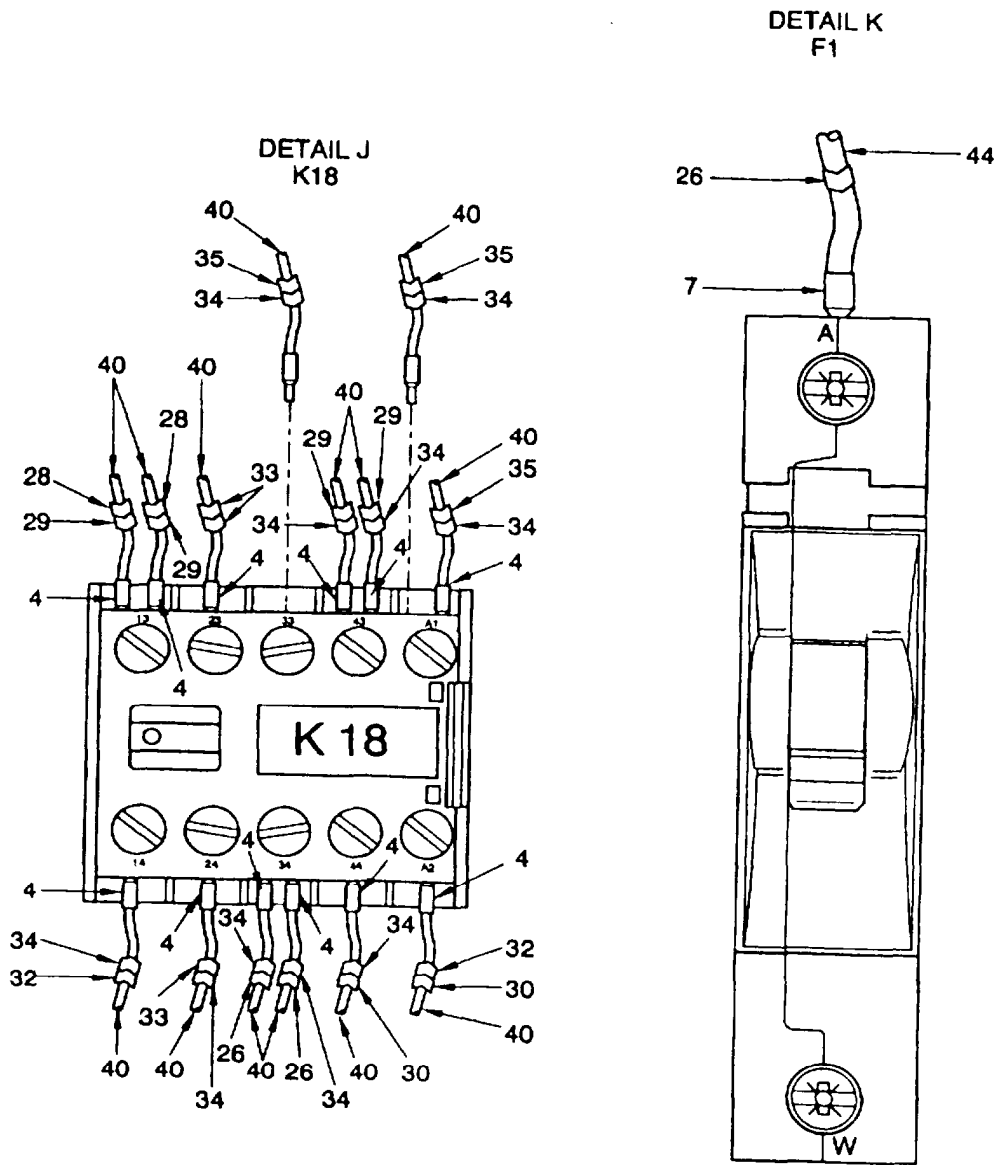


Figure 6. Wiring, Control Cabinet
Sheet 14 of 71

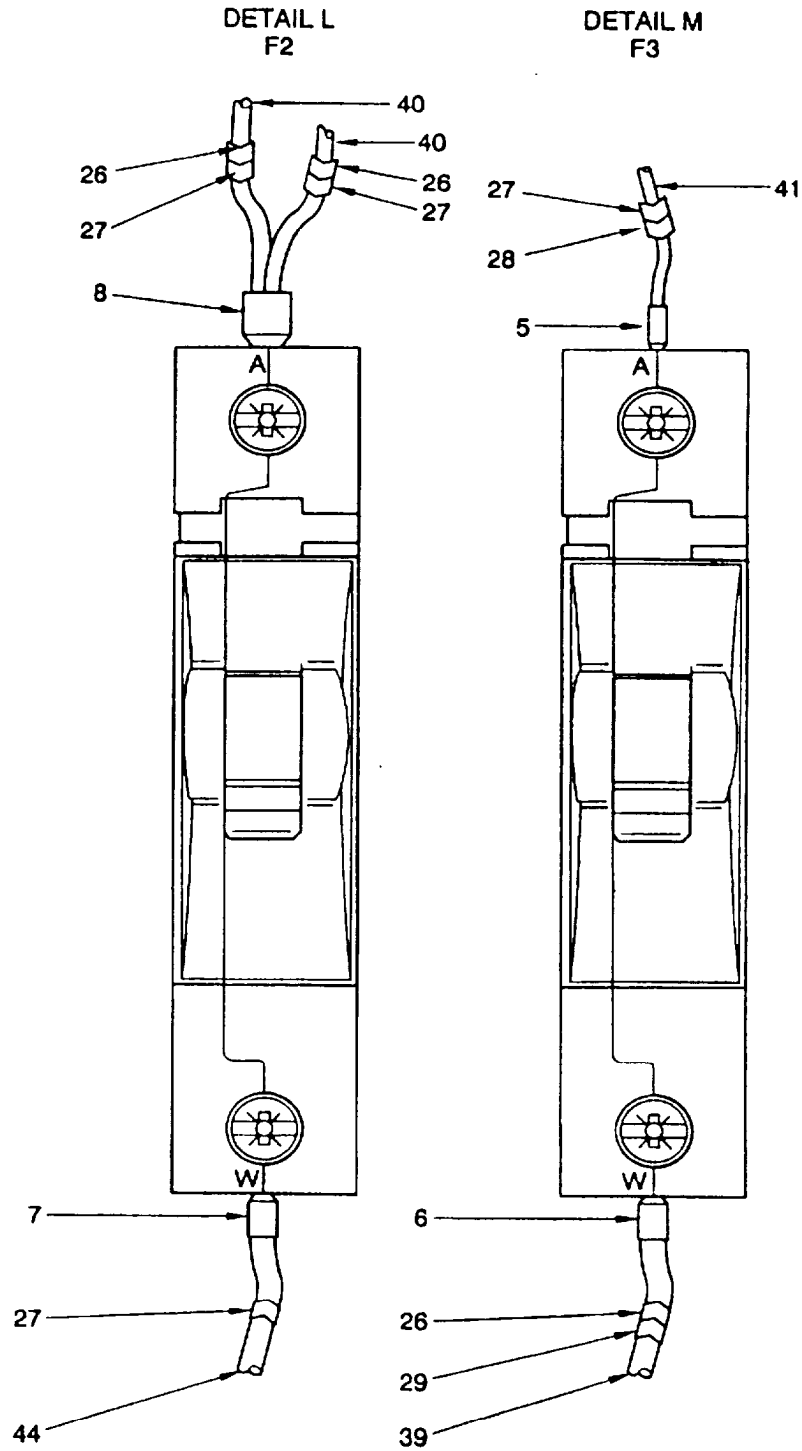


Figure 6. Wiring, Control Cabinet
Sheet 15 of 71

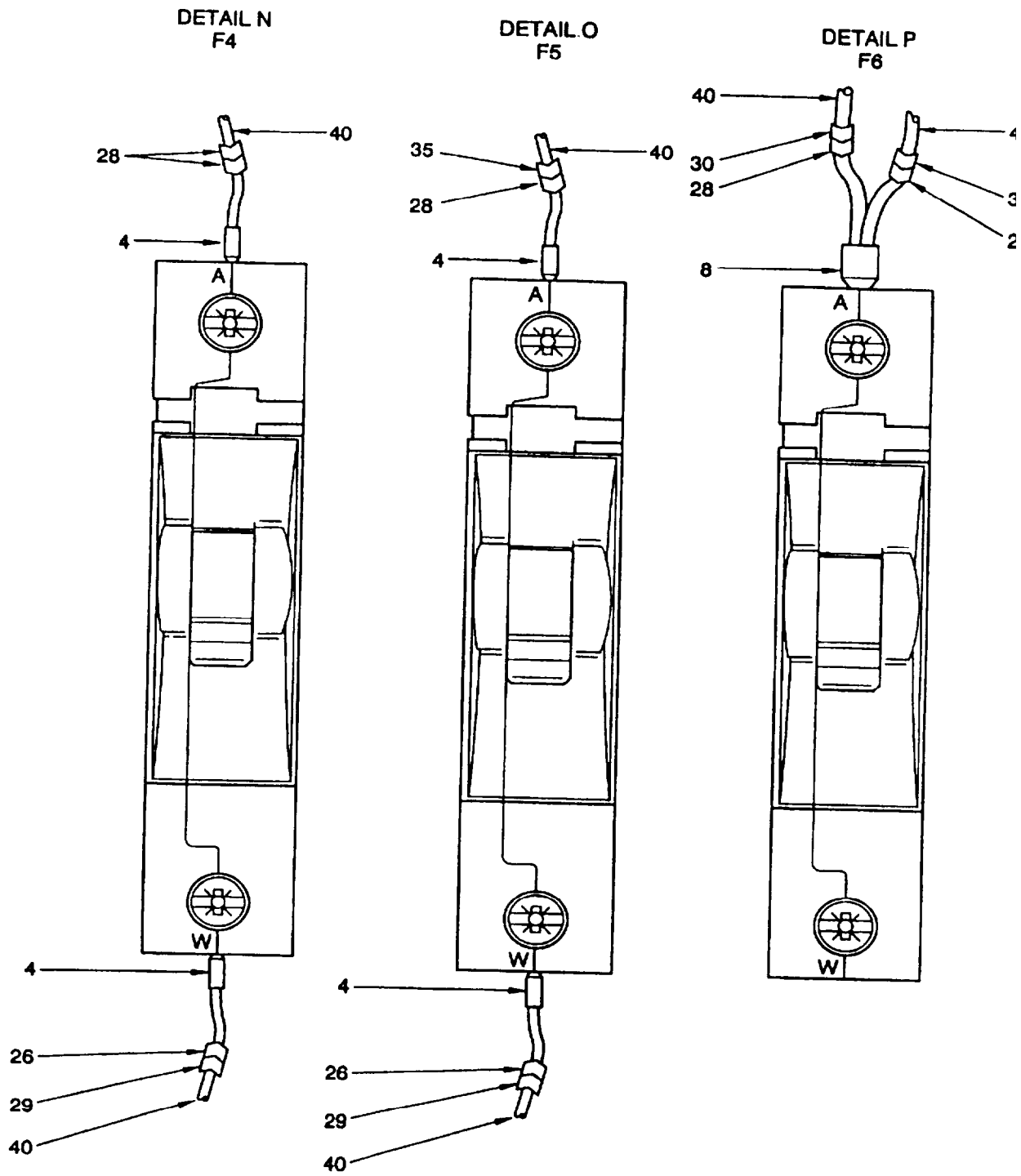


figure 6. Wiring, Control Cabinet
Sheet 16 of 71

X101

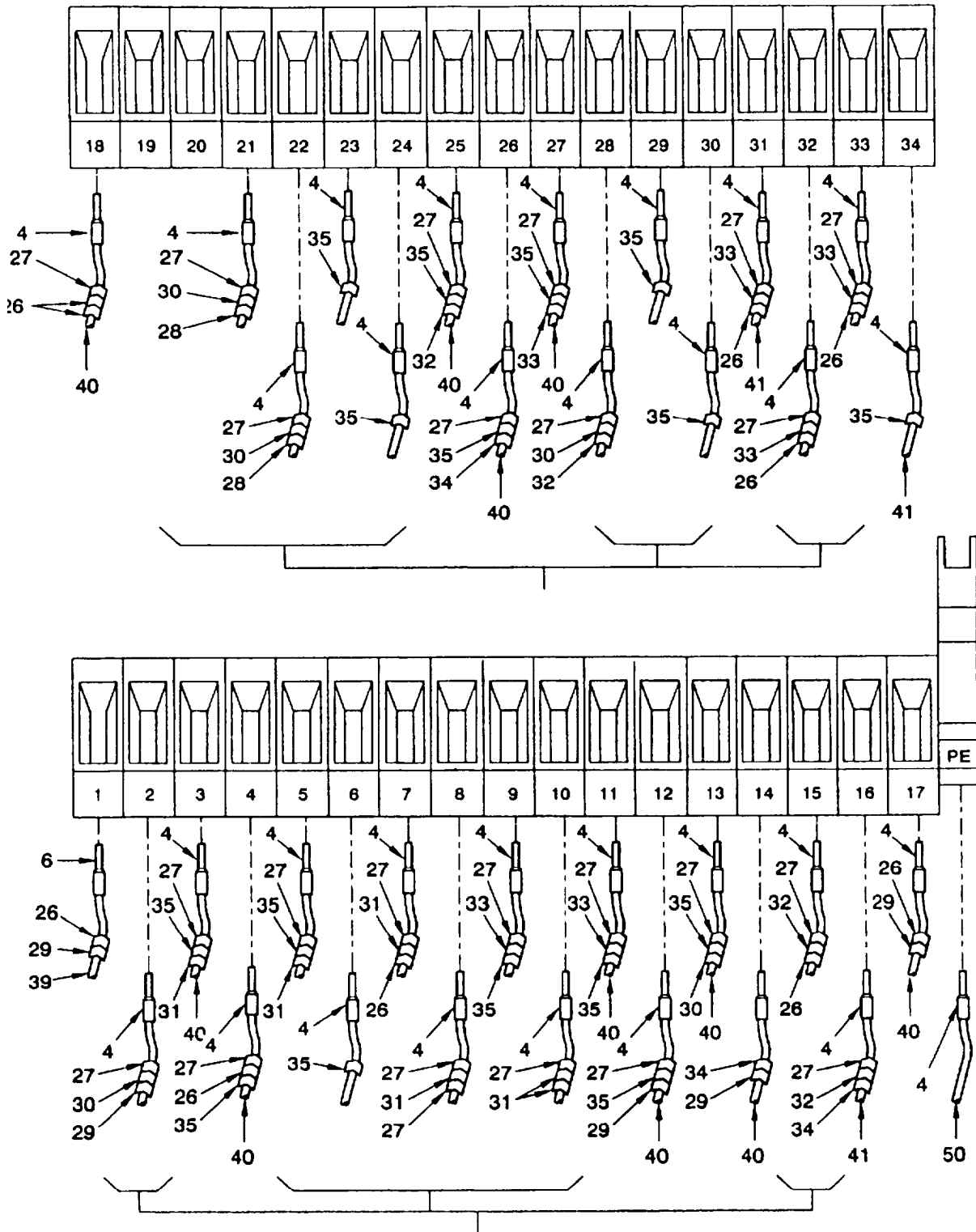


Figure 6. Wiring, Control Cabinet
Sheet 17 of 71

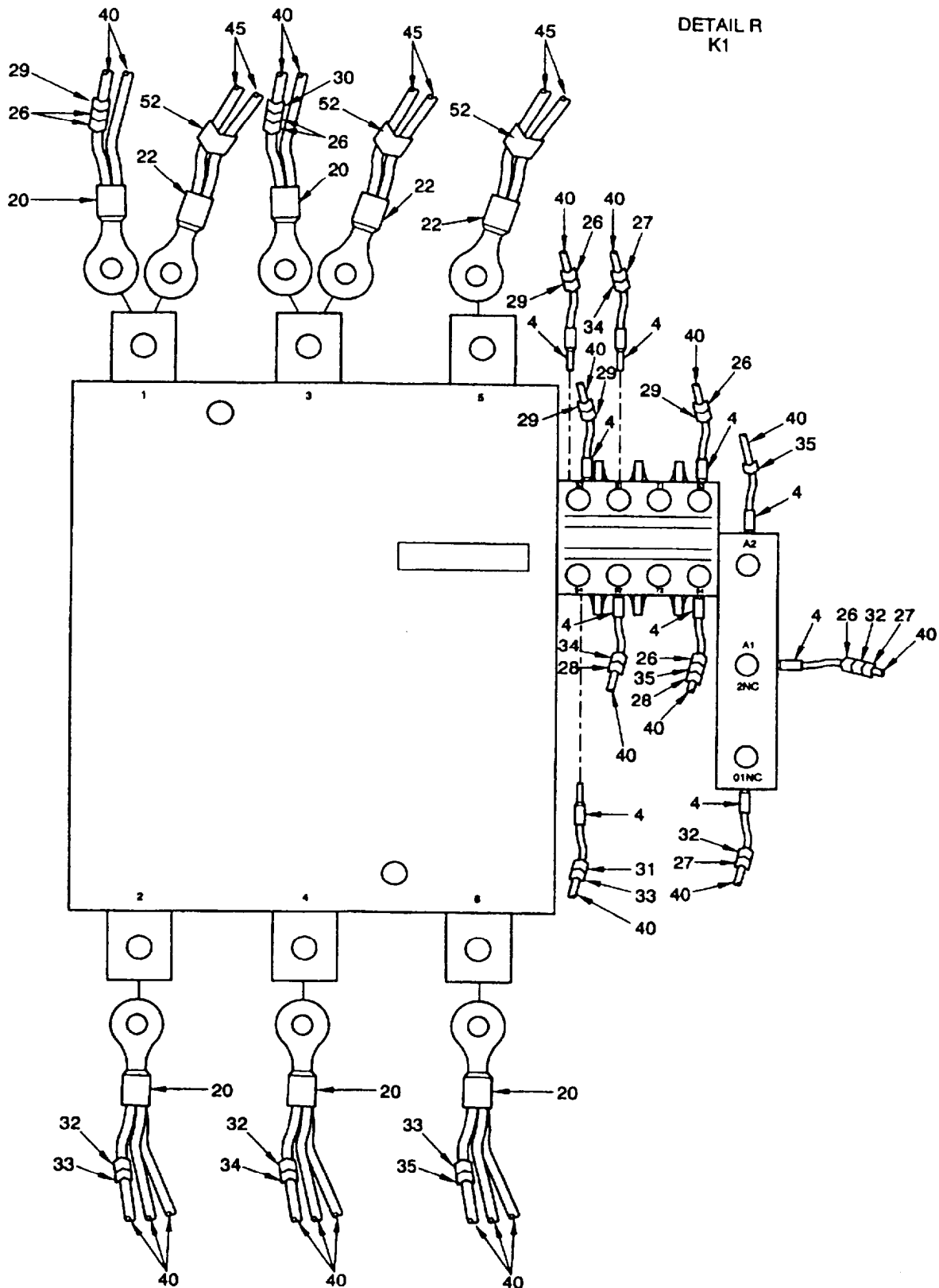


Figure 6. Wiring, Control Cabinet
Sheet 18 of 71

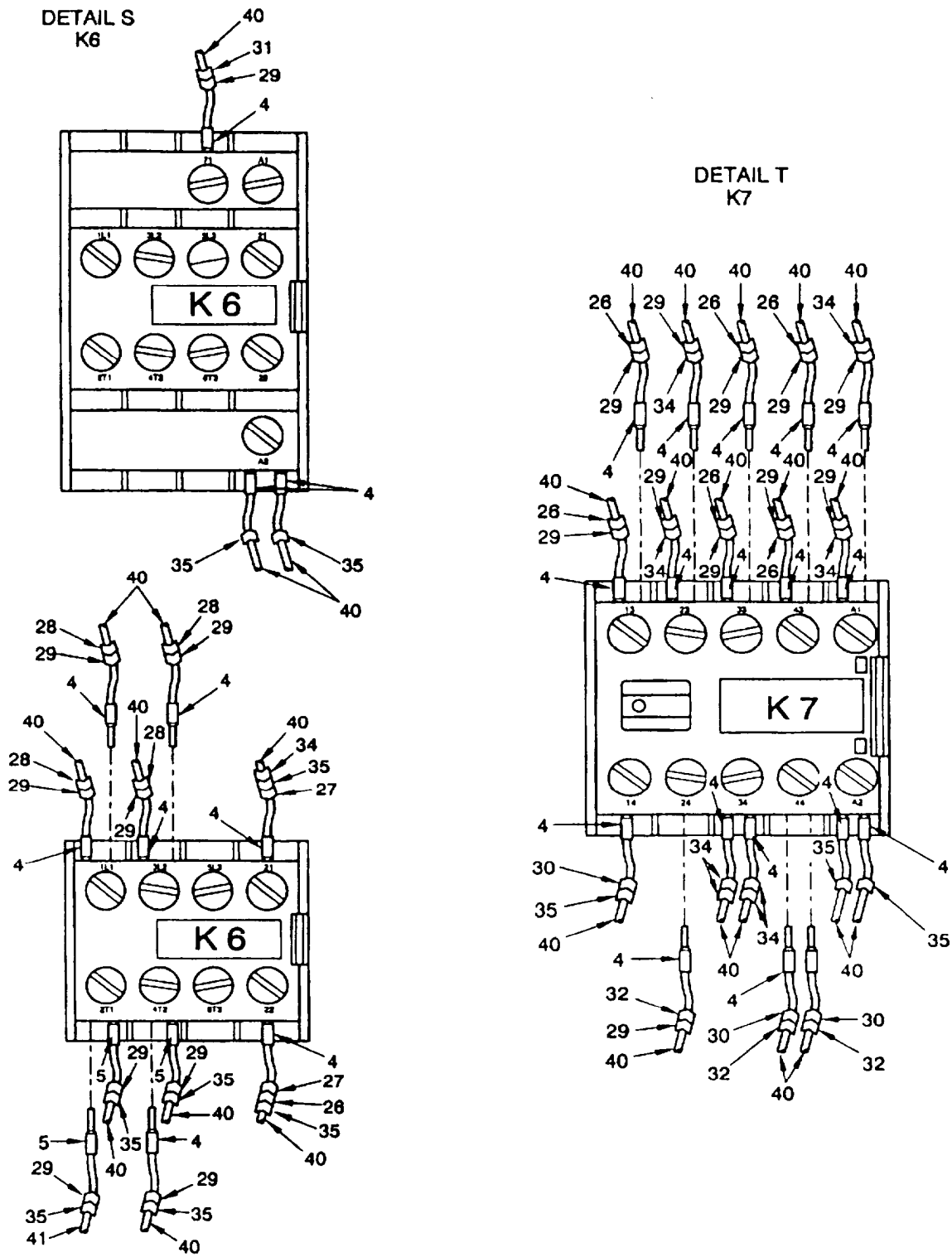


Figure 6. Wiring, Control Cabinet
Sheet 19 of 71

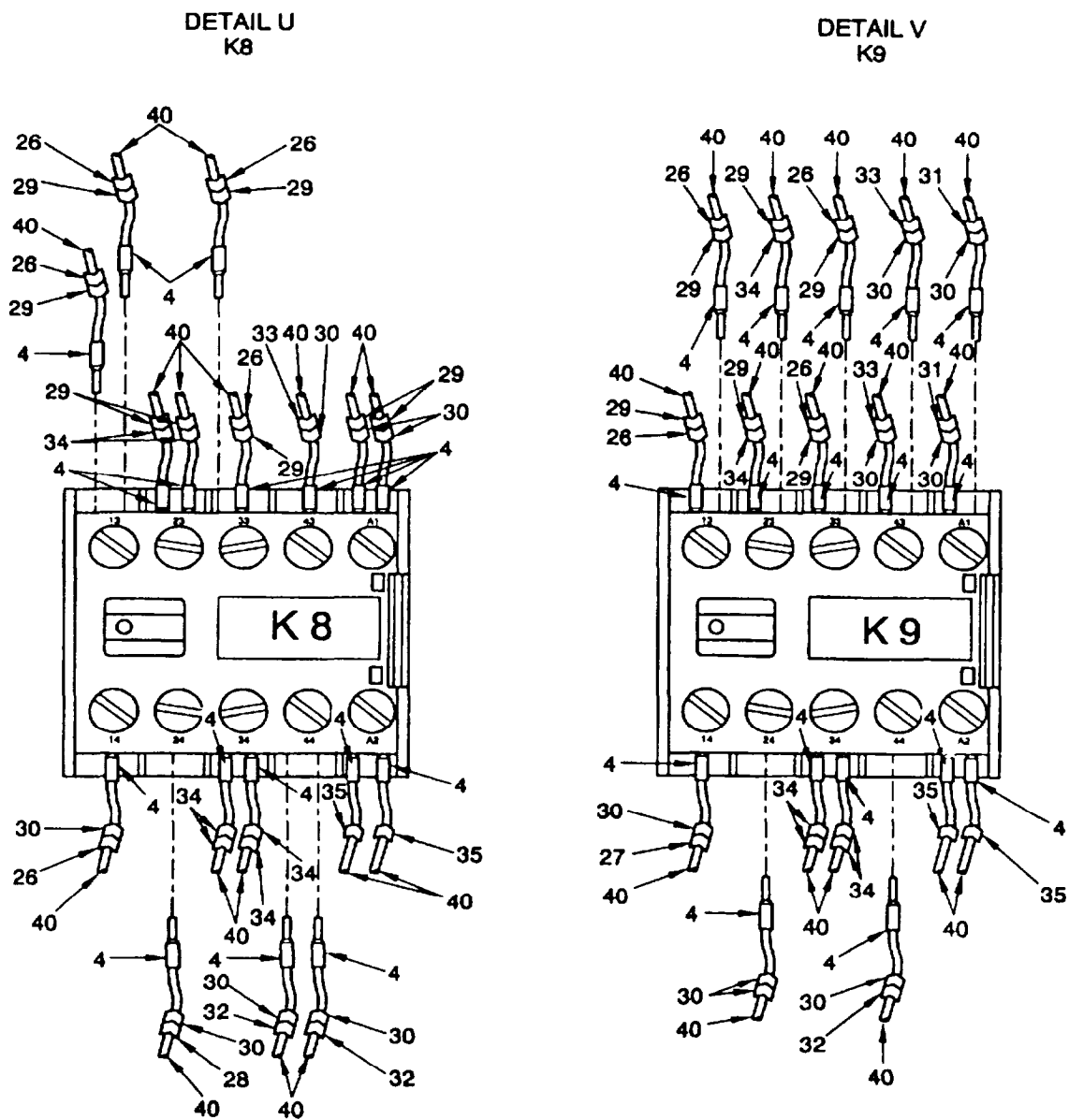


Figure 6. Wiring, Control Cabinet
Sheet 20 of 71

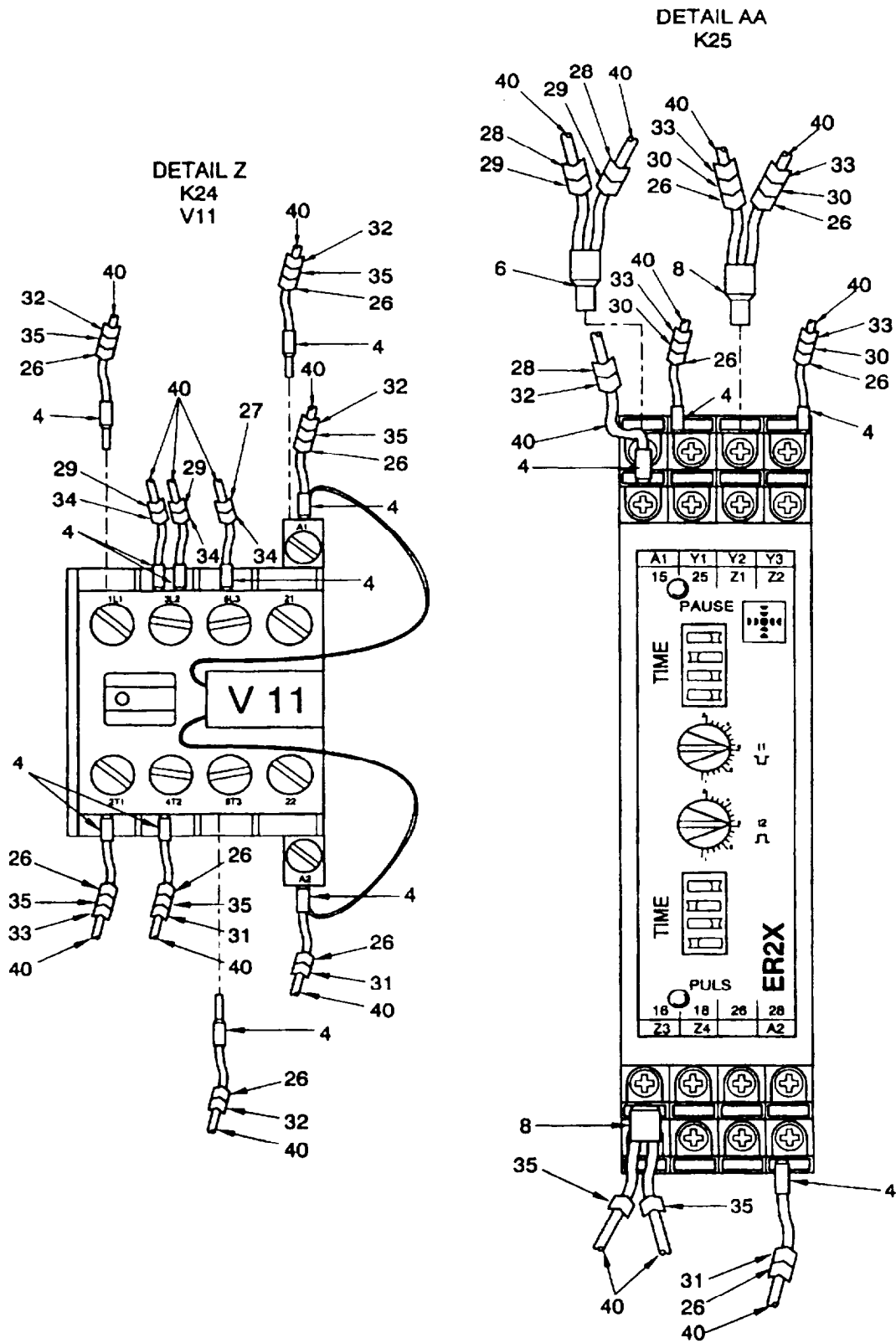


Figure 6. Wiring, Control Cabinet
Sheet 22 of 71

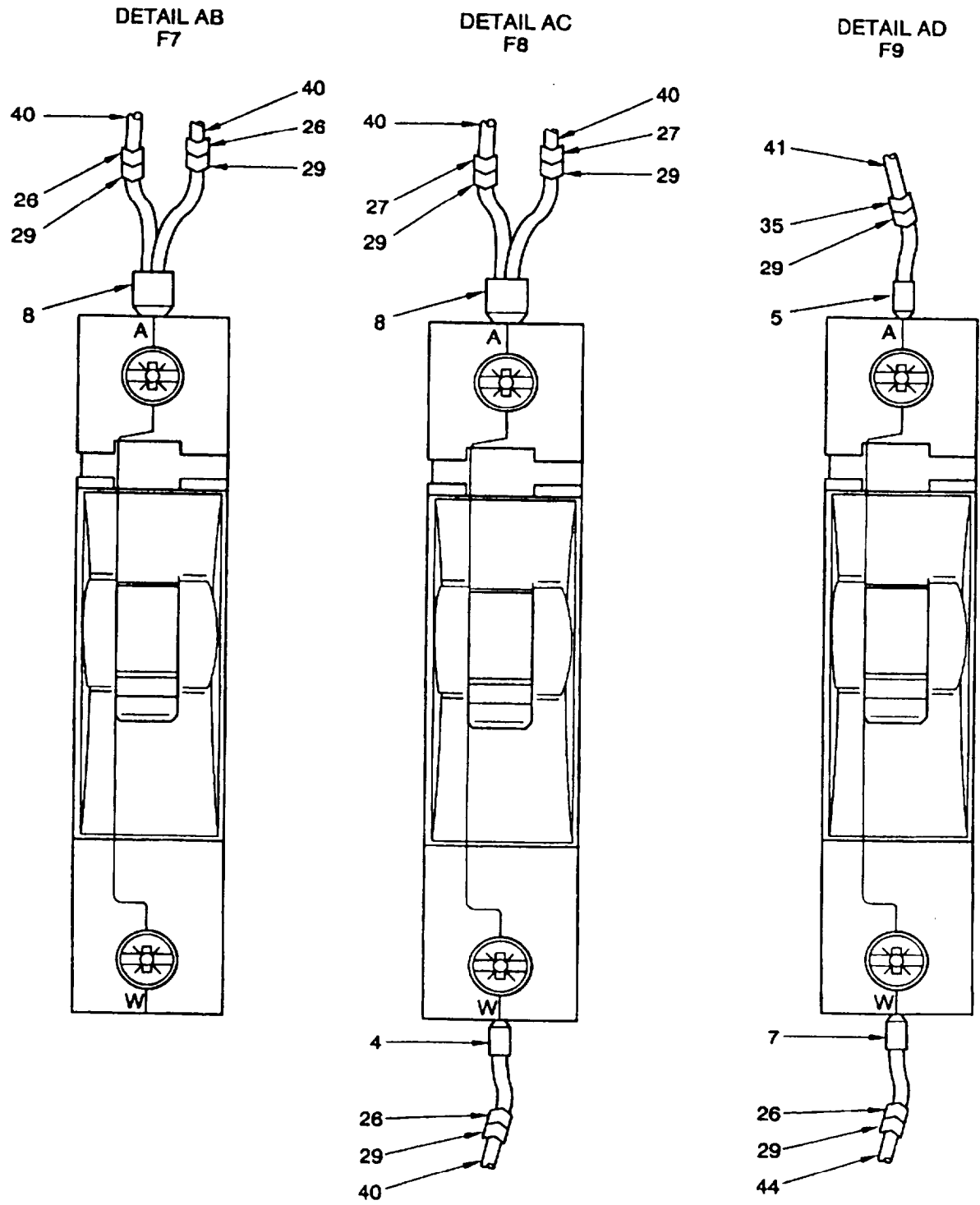


figure 6. Wiring, Control Cabinet
Sheet 23 of 71

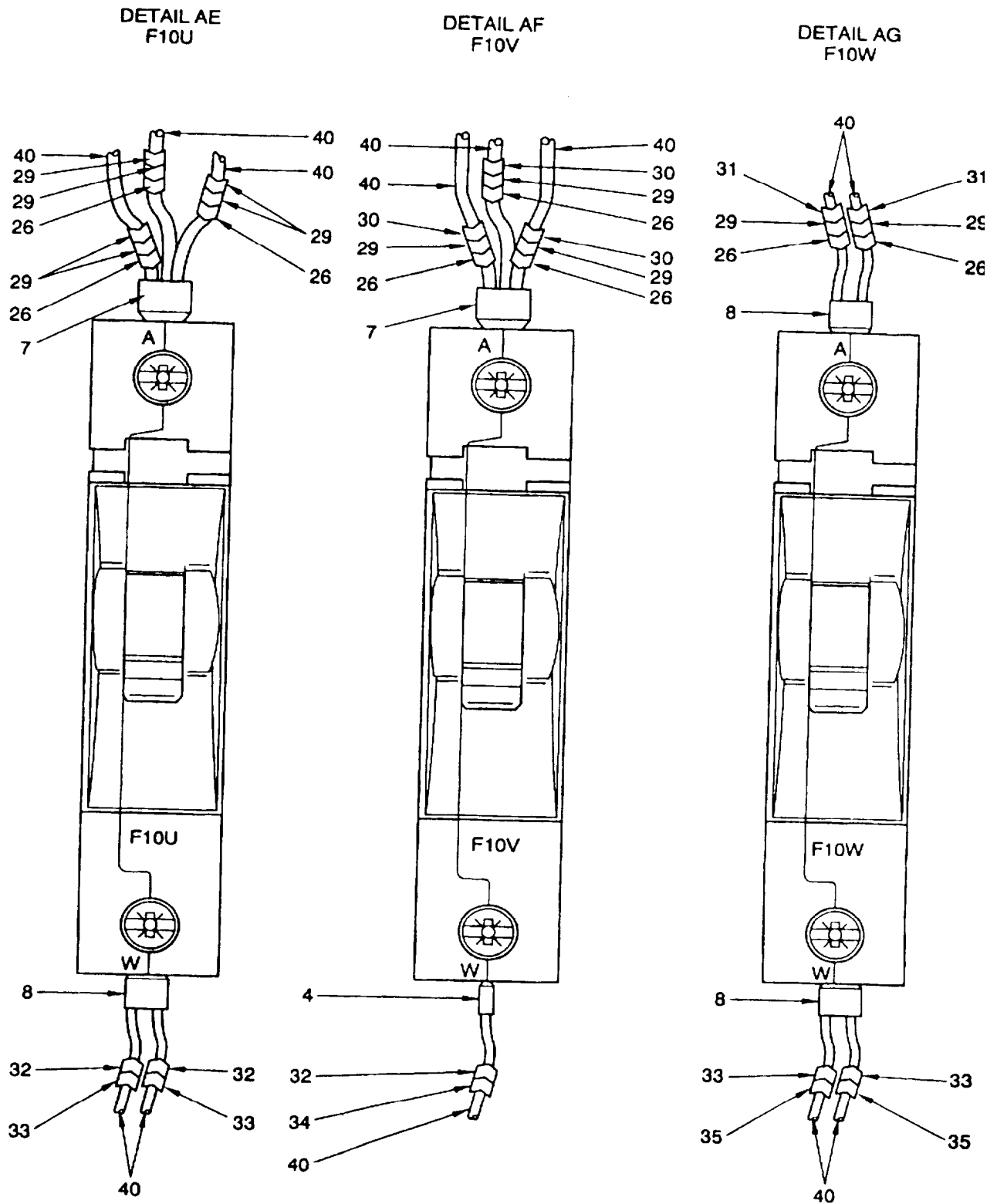
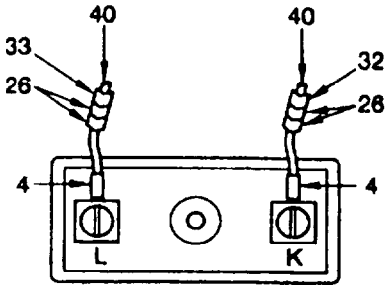


Figure 6. Wiring, Control Cabinet
Sheet 24 of 71

DETAIL AH
T1



DETAIL AI
K11
V7

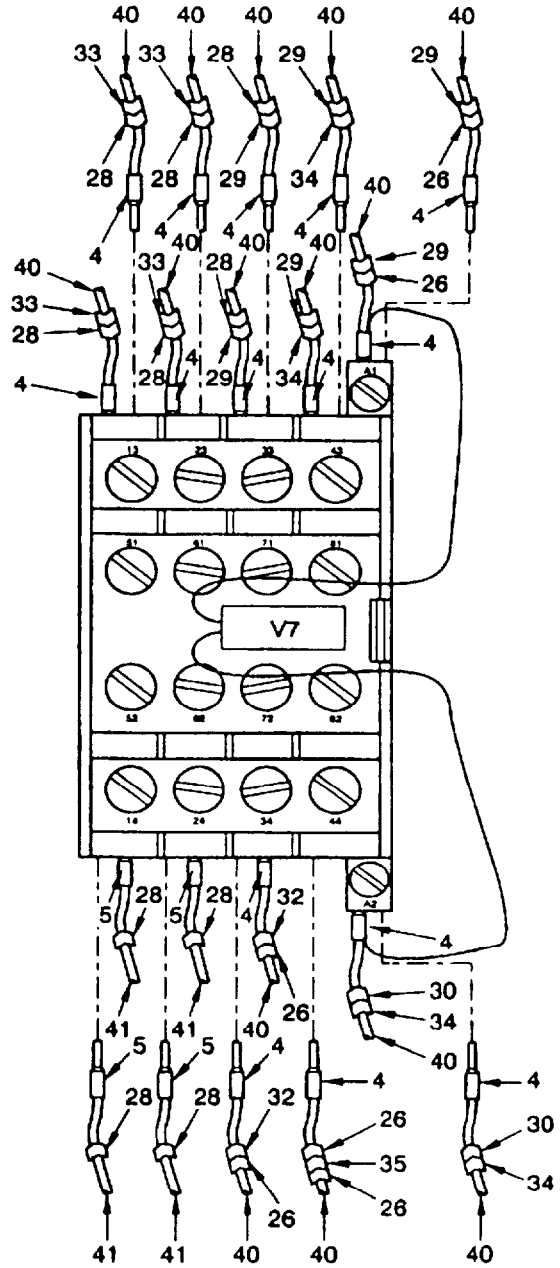
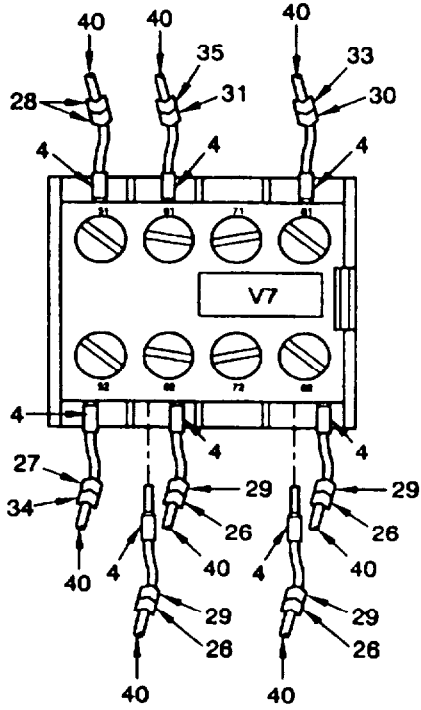


Figure 6. Wiring, Control Cabinet
Sheet 25 of 71

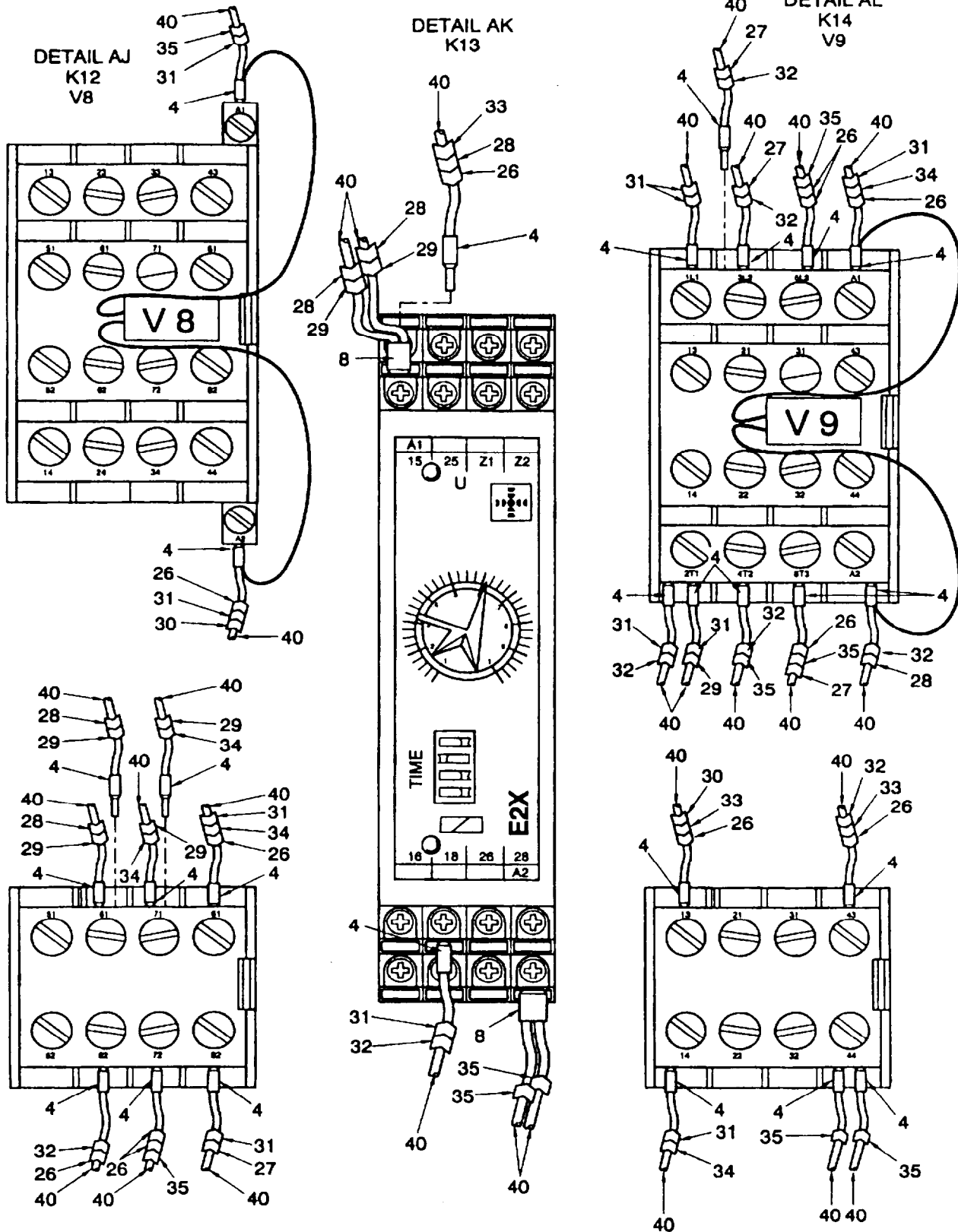


Figure 6 Wiring, Control Cabinet
Sheet 26 of 71

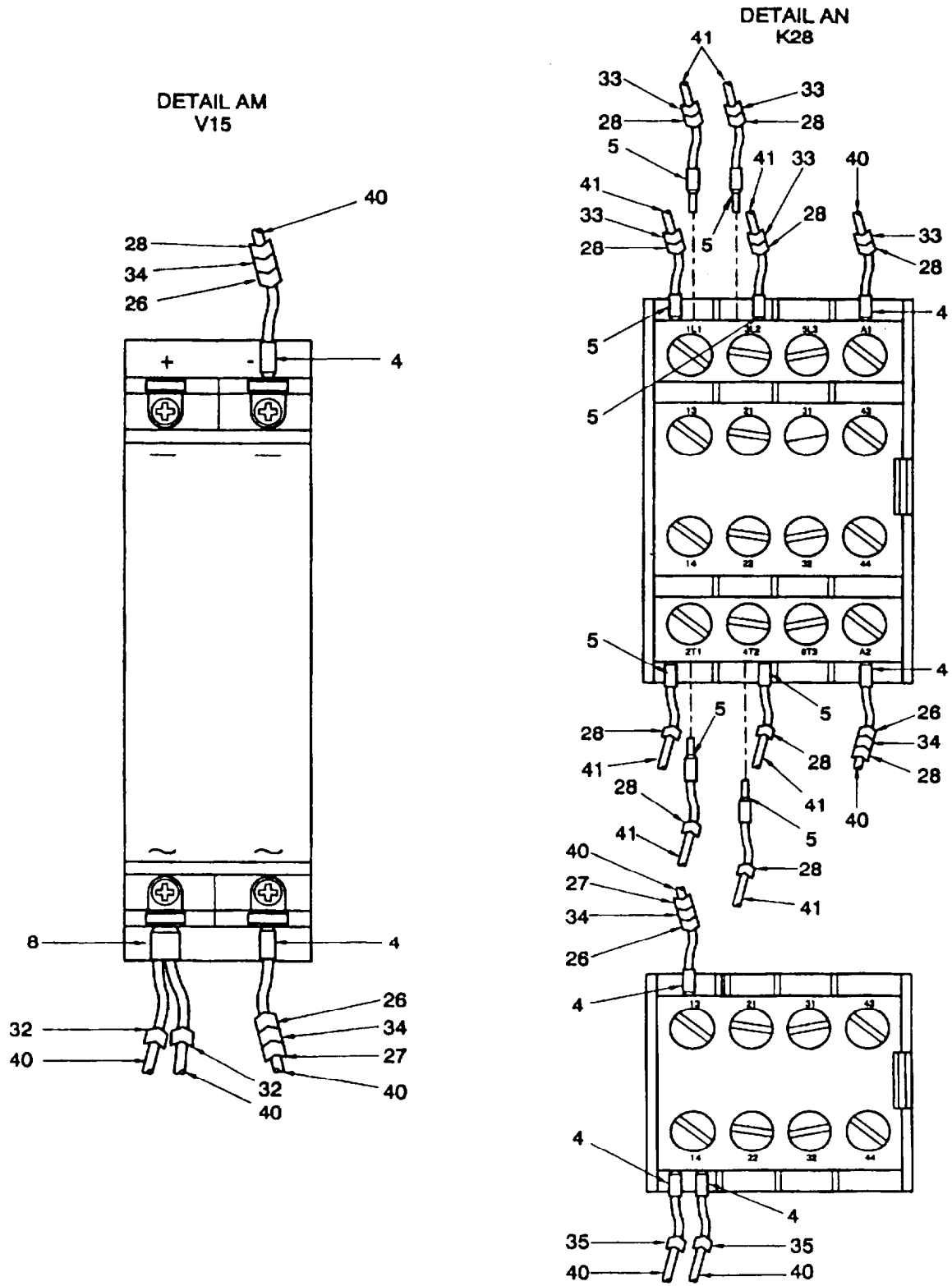


Figure 6. Wiring, Control Cabinet
Sheet 27 of 71

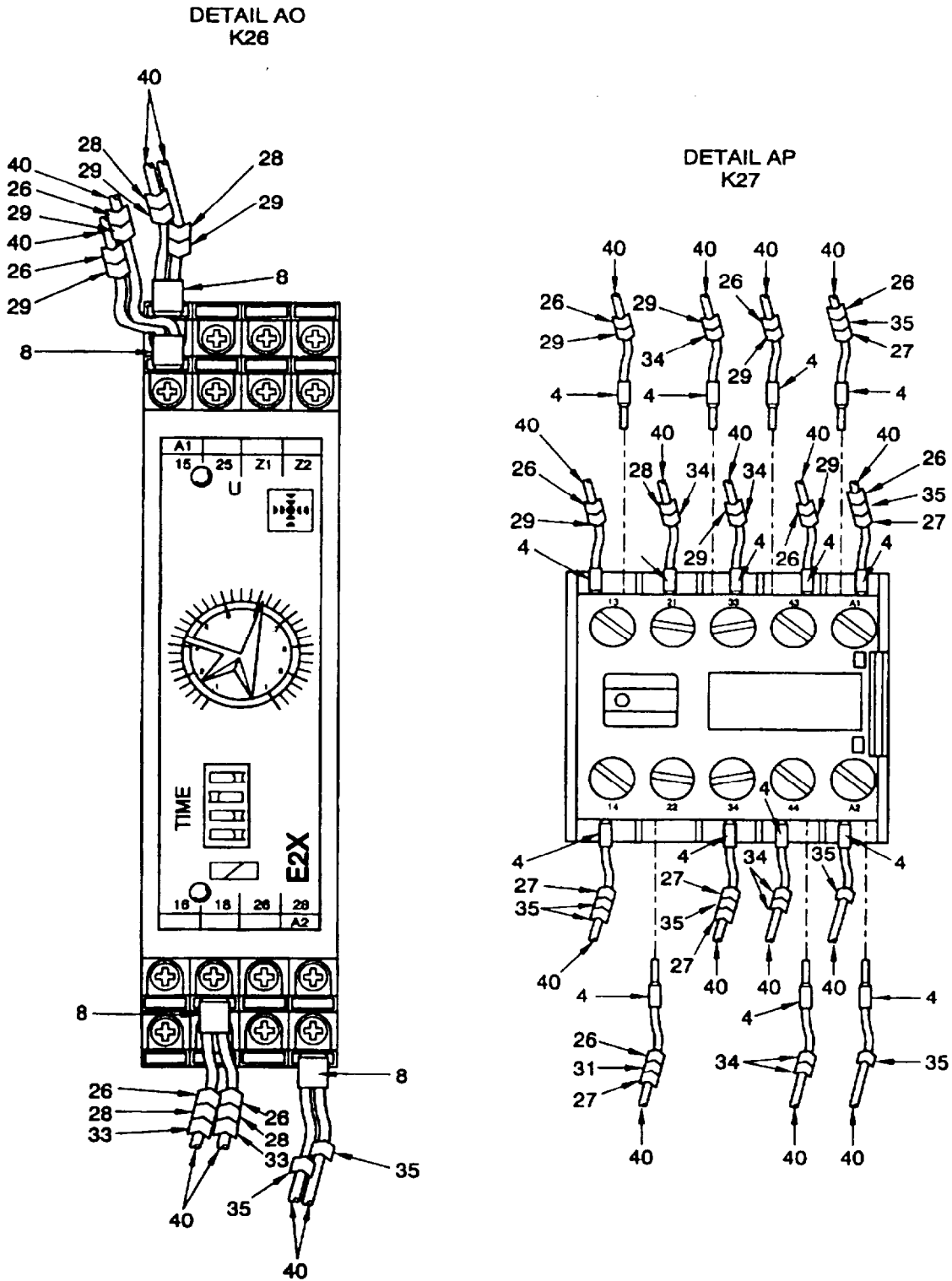


Figure 6. Wiring, Control Cabinet
Sheet 28 of 71

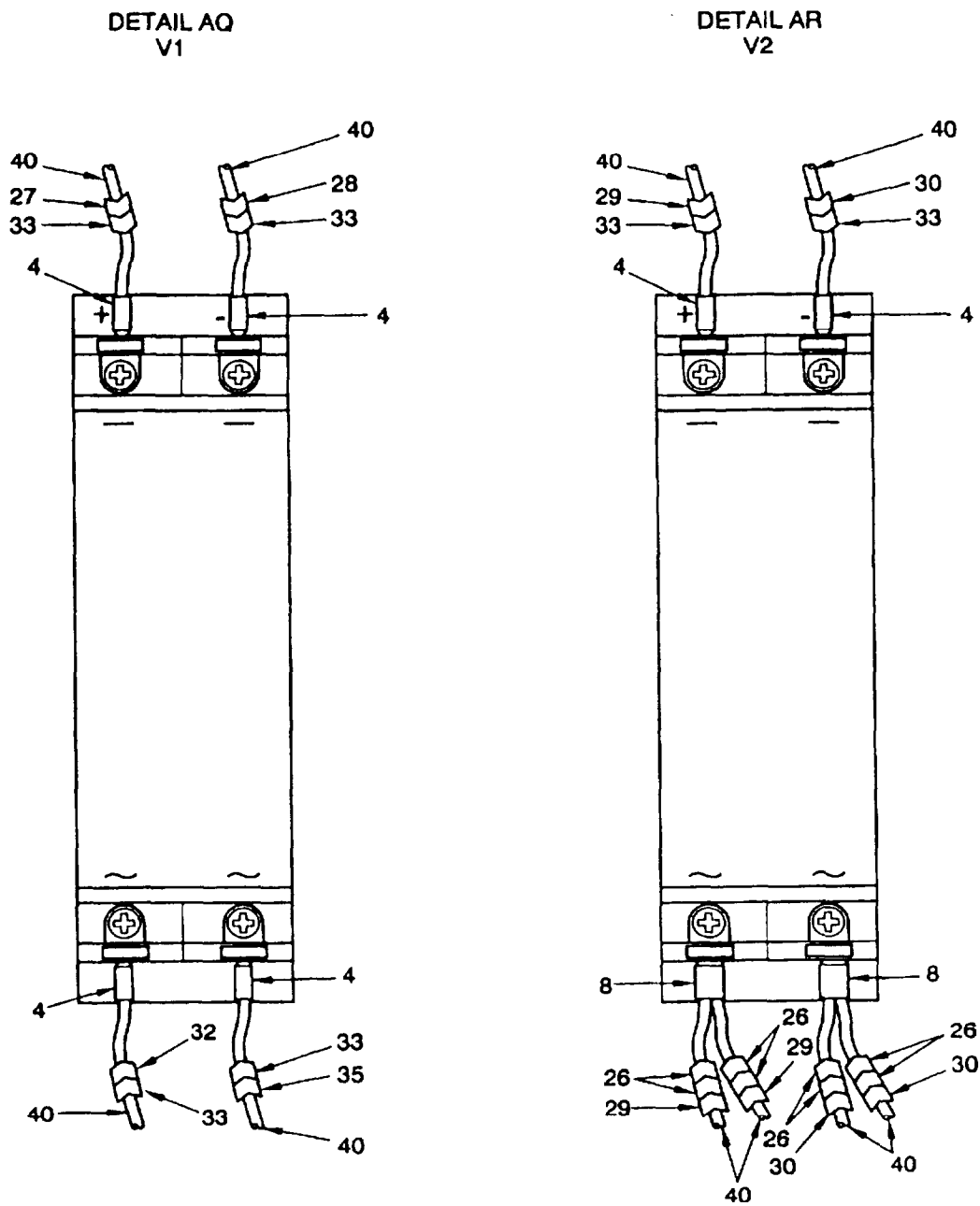


Figure 6. Wiring, Control Cabinet
Sheet 29 of 71

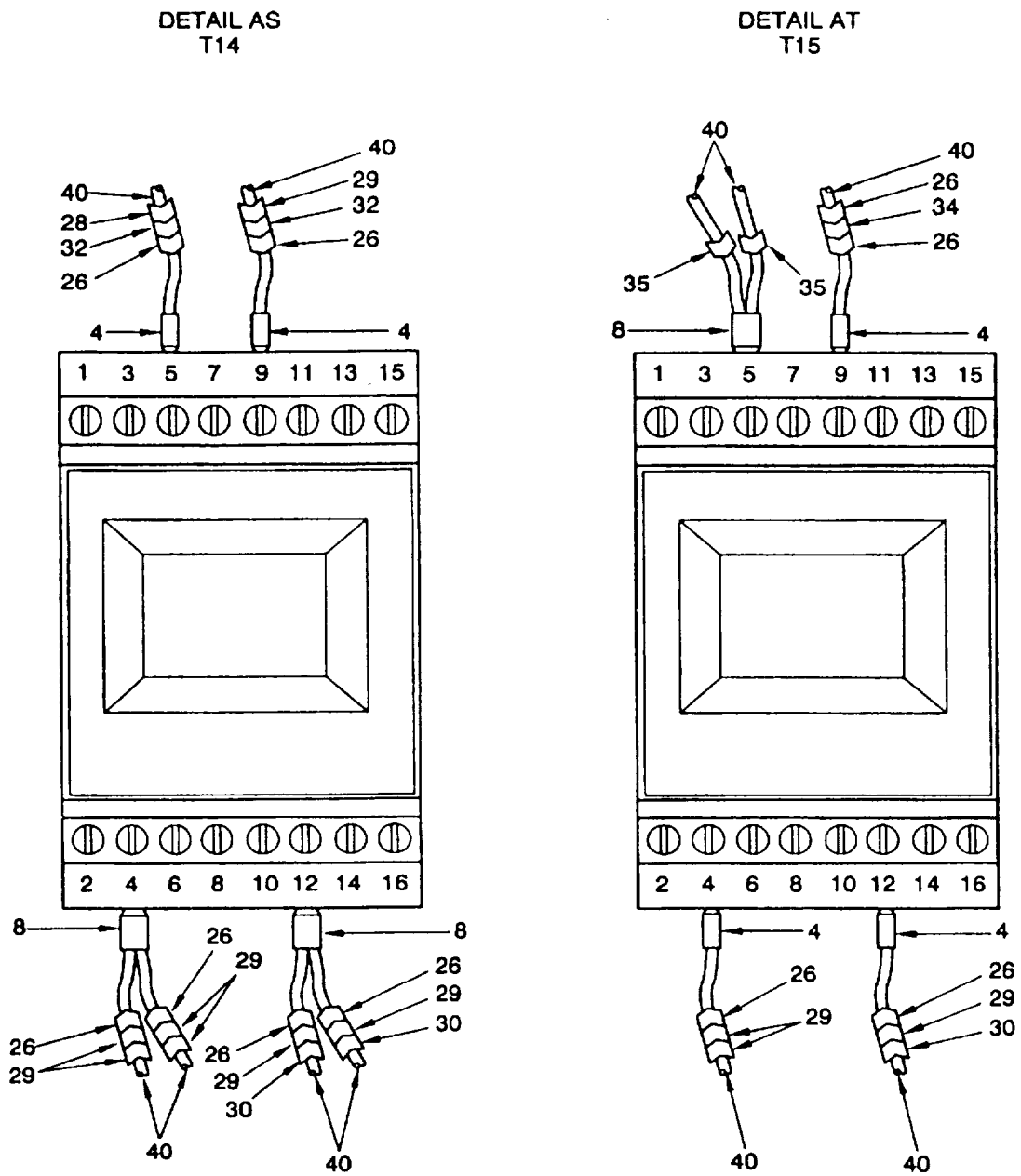


Figure 6. Wiring, Control Cabinet
Sheet 30 of 71

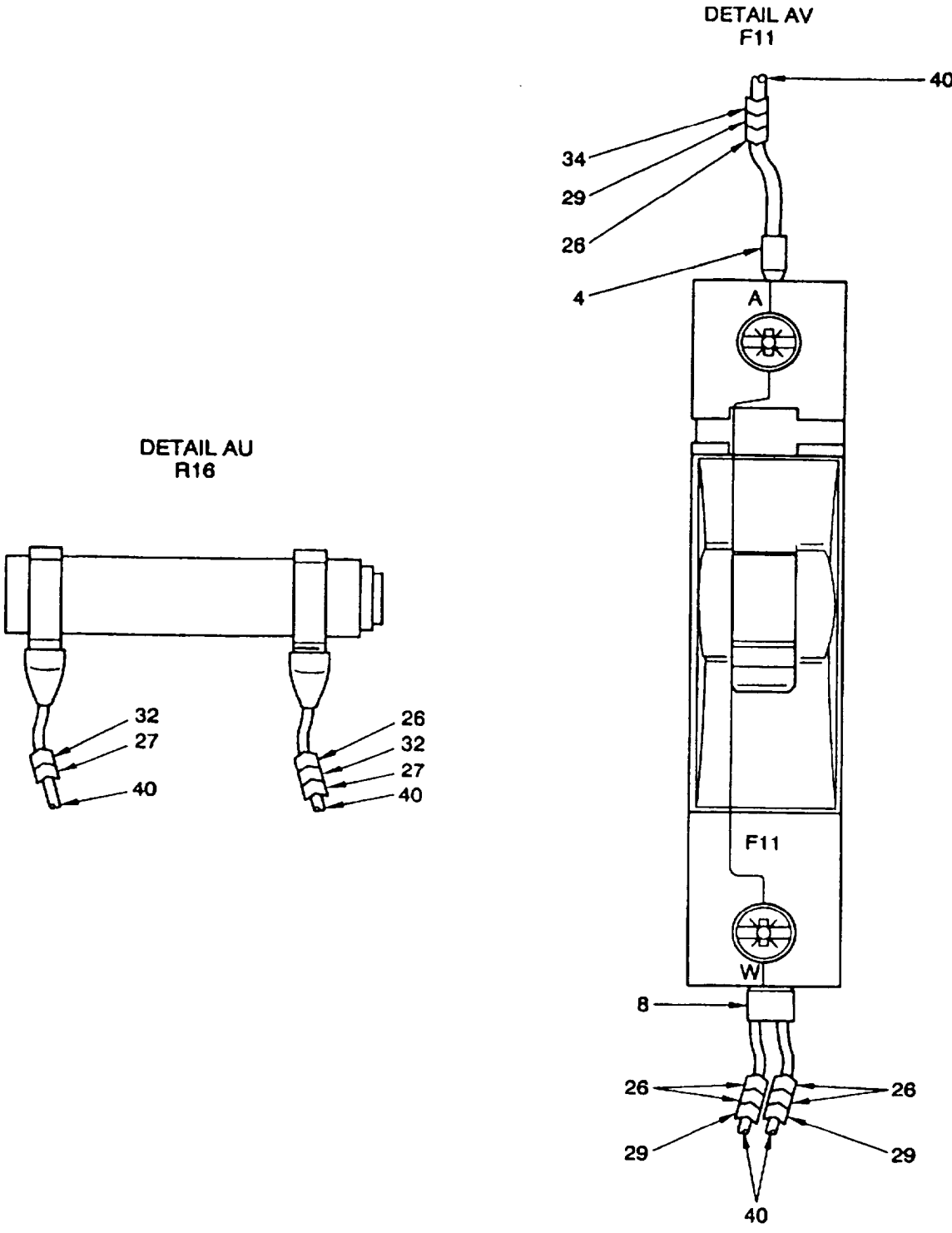


Figure 6. Wiring, Control Cabinet
Sheet 31 of 71

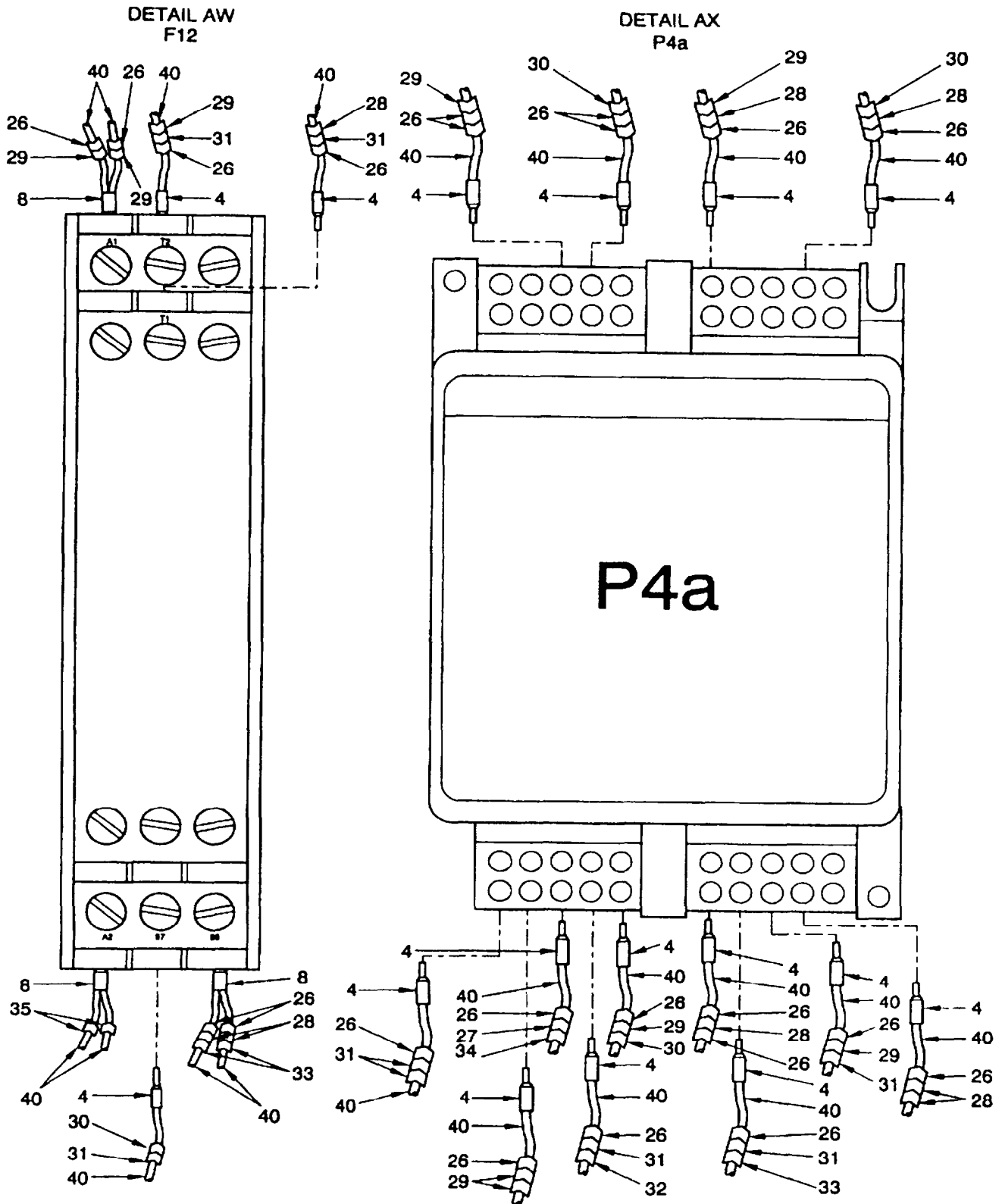
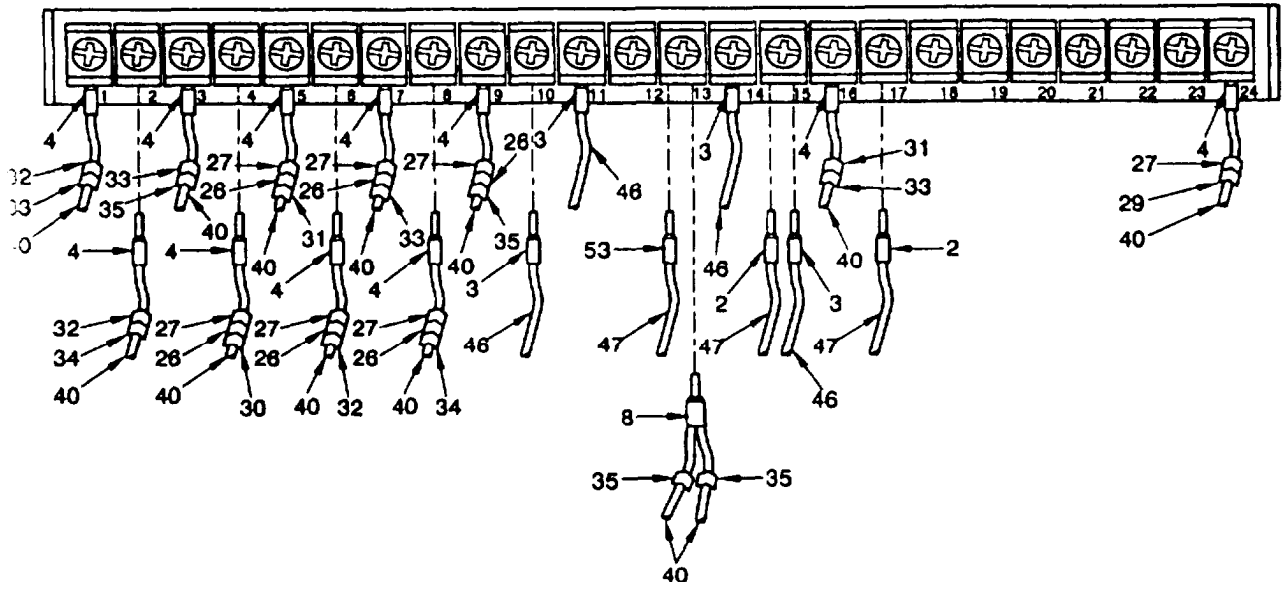


Figure 6. Wiring, Control Cabinet
Sheet 32 of 71

DETAIL AY
N4



DETAIL AZ
FK

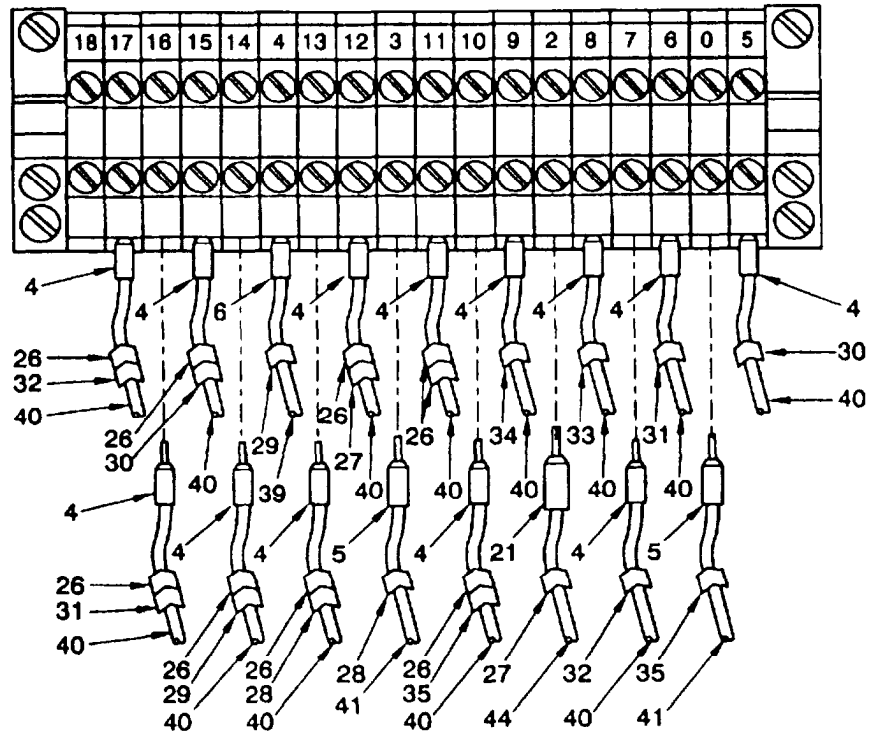


Figure 6. Wiring, Control Cabinet
Sheet 33 of 71

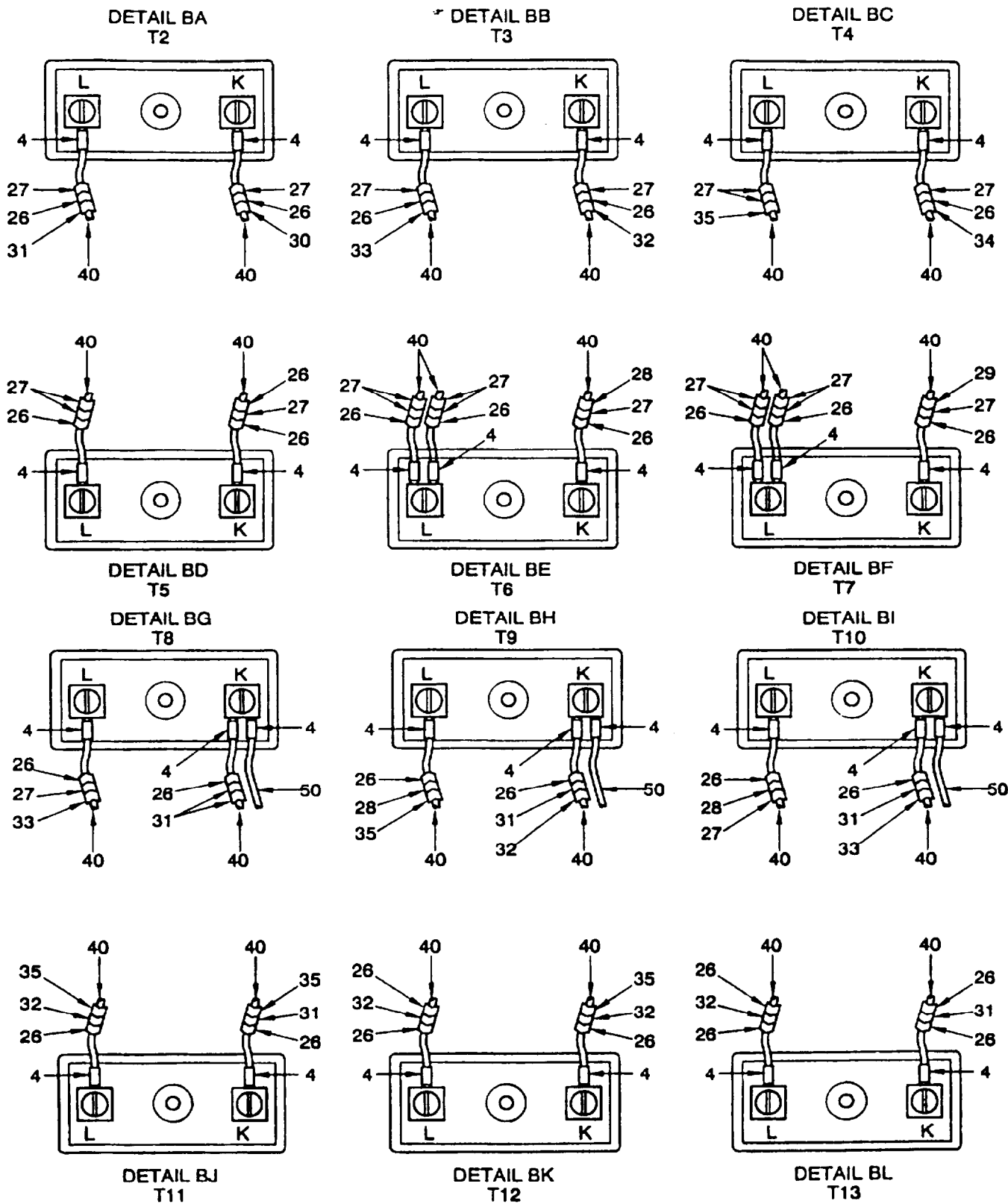


Figure 6. Wring, Control Cabinet
Sheet 34 of 71

DETAIL BM
N2

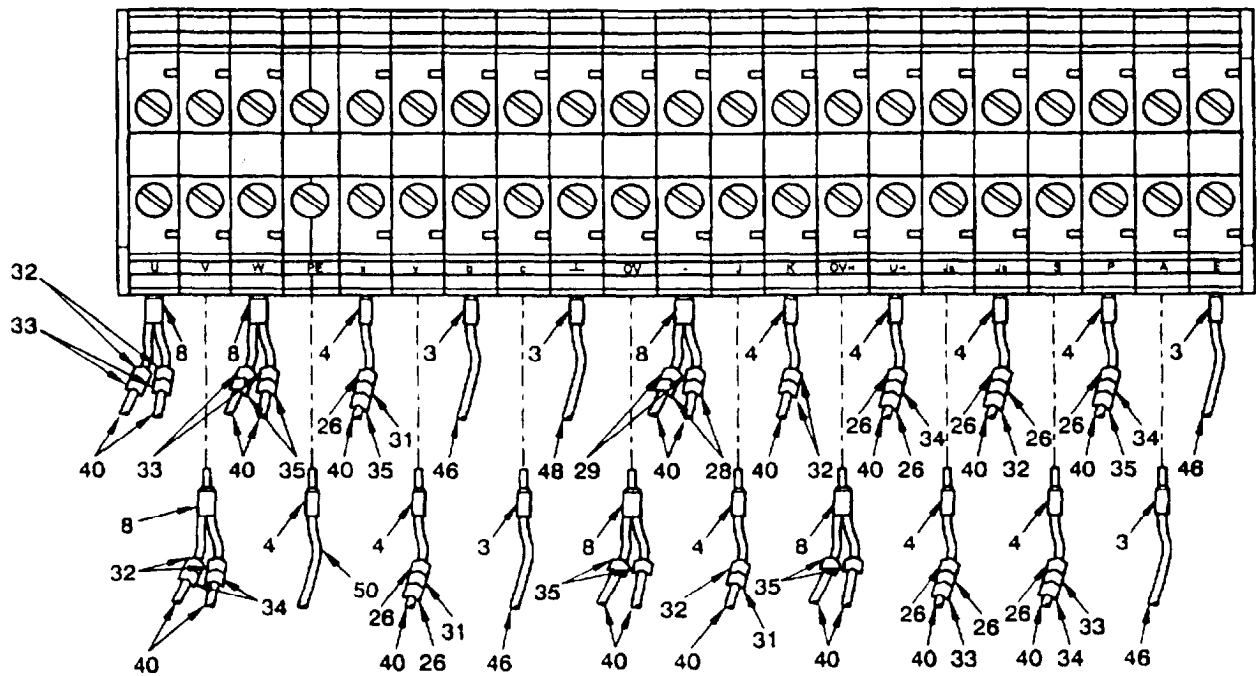


Figure 6. Wiring, Control Cabinet
Sheet 35 of 71

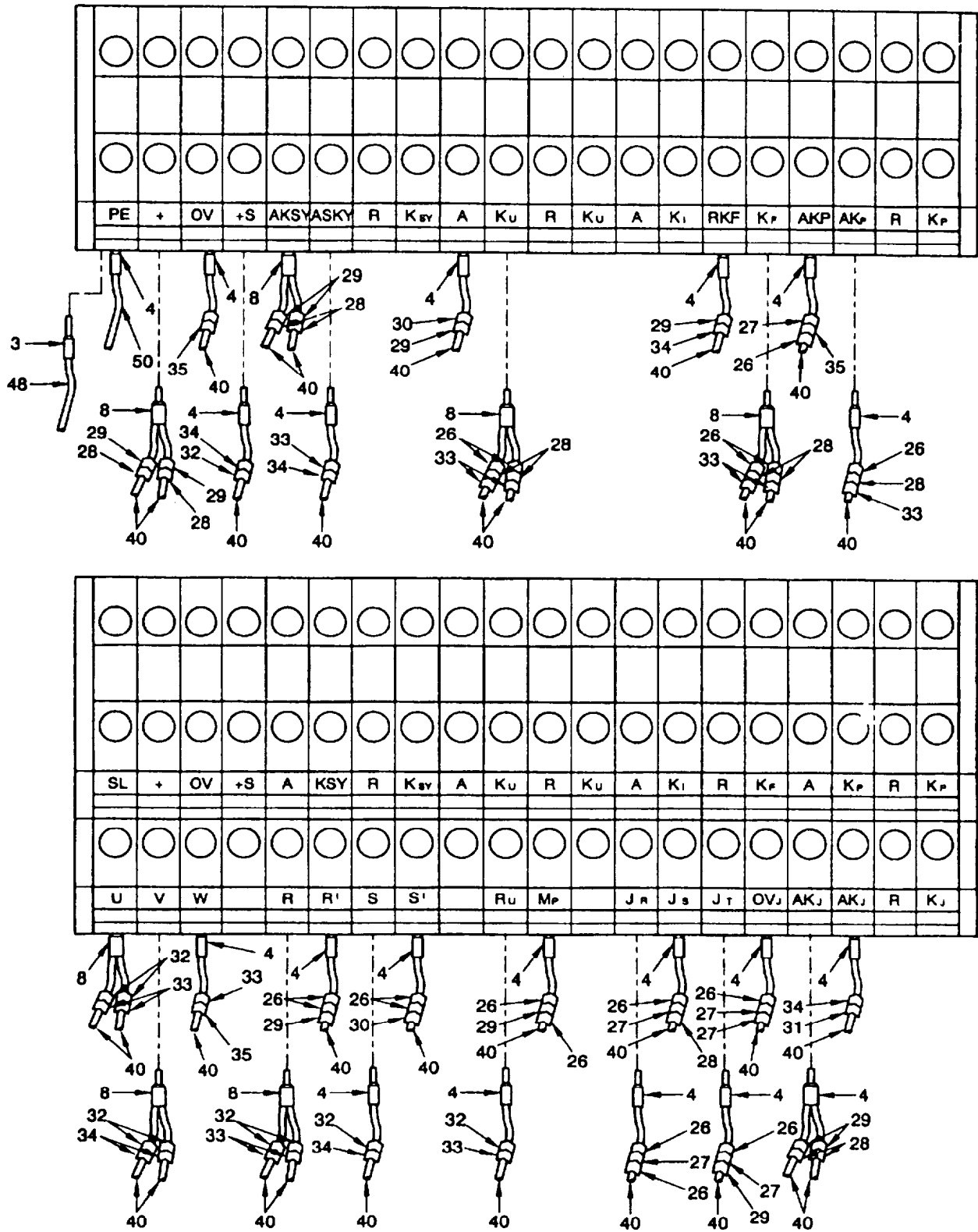


Figure 6. Wiring, Control Cabinet
Sheet 36 of 71

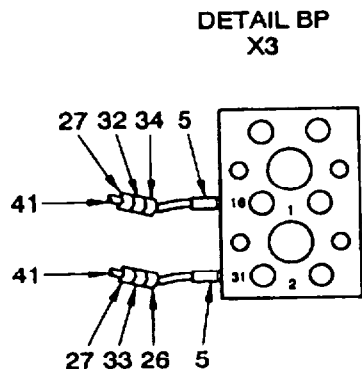
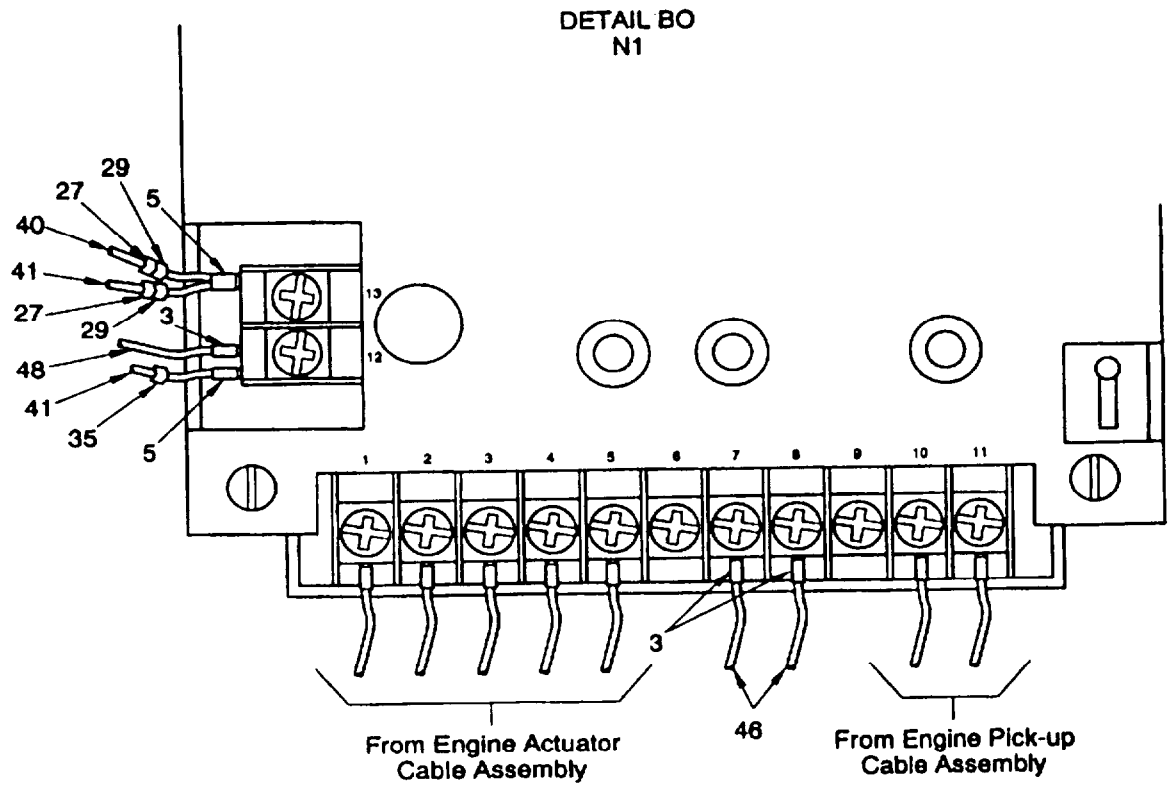
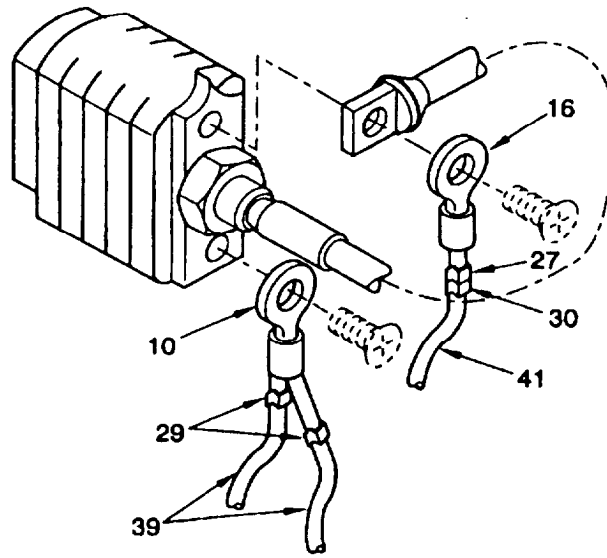


Figure 6. Wiring, Control Cabinet
Sheet 37 of 71

DETAIL BQ
V3



DETAIL BR
X1

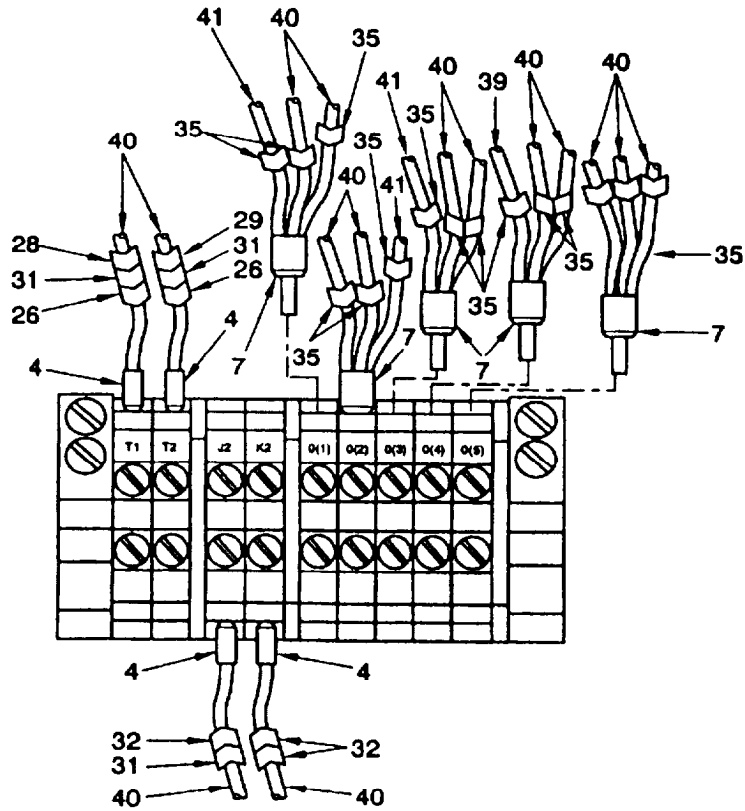


Figure 6. Wiring, Control Cabinet
Sheet 36 of 71

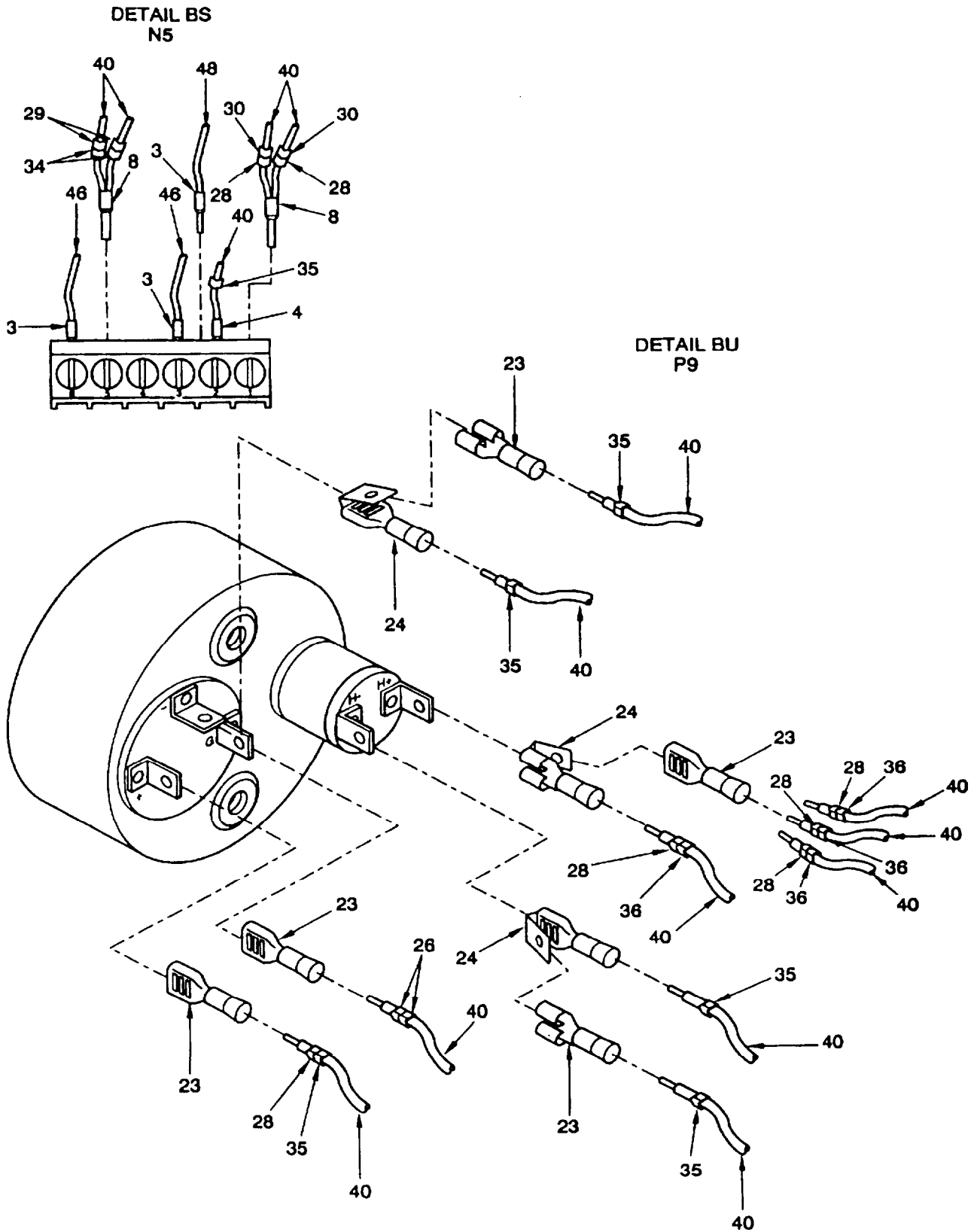


Figure 6. Wiring, Control Cabinet
Sheet 39 of 71

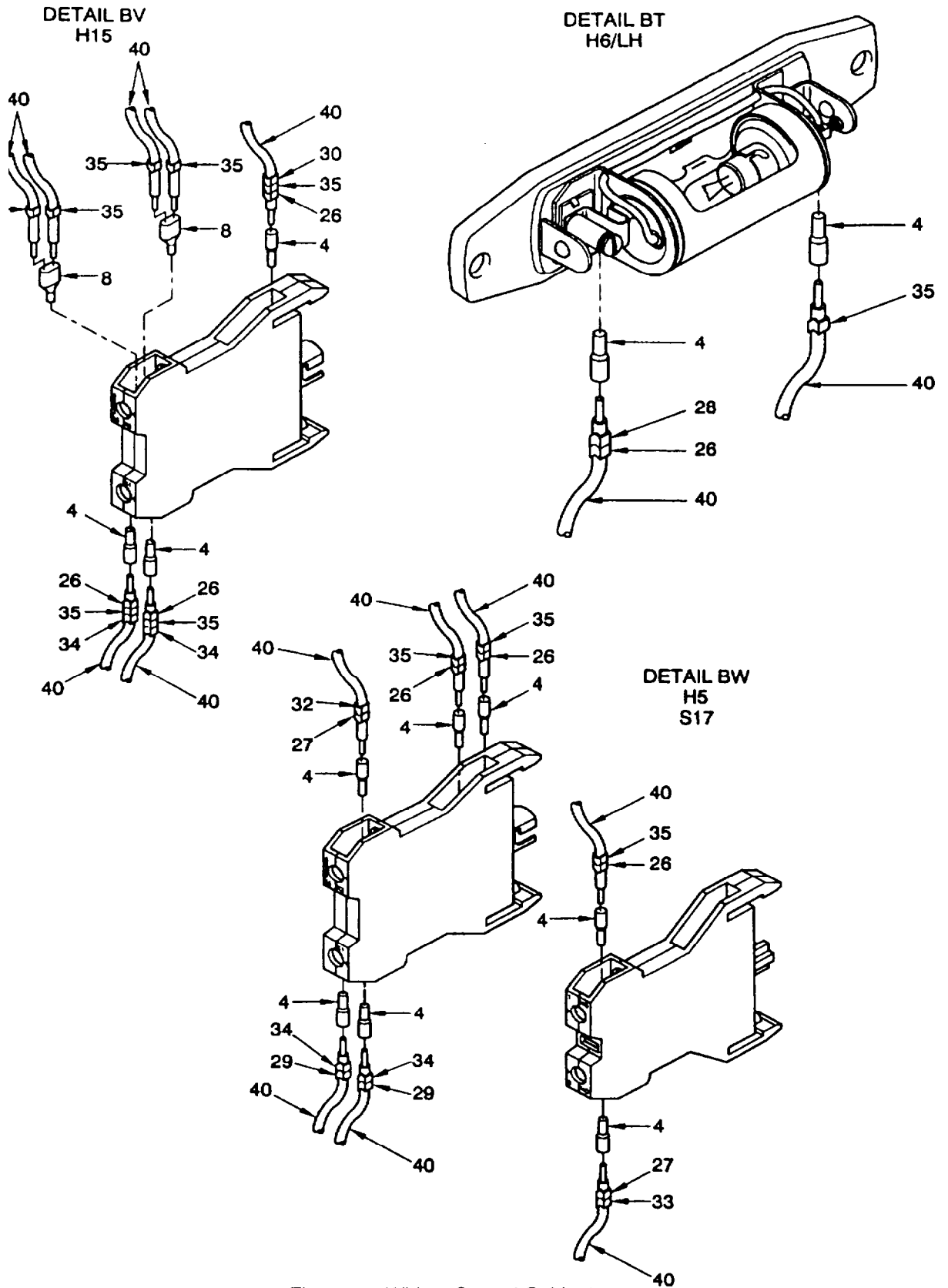


Figure 6. Wiring, Control Cabinet
Sheet 40 of 71

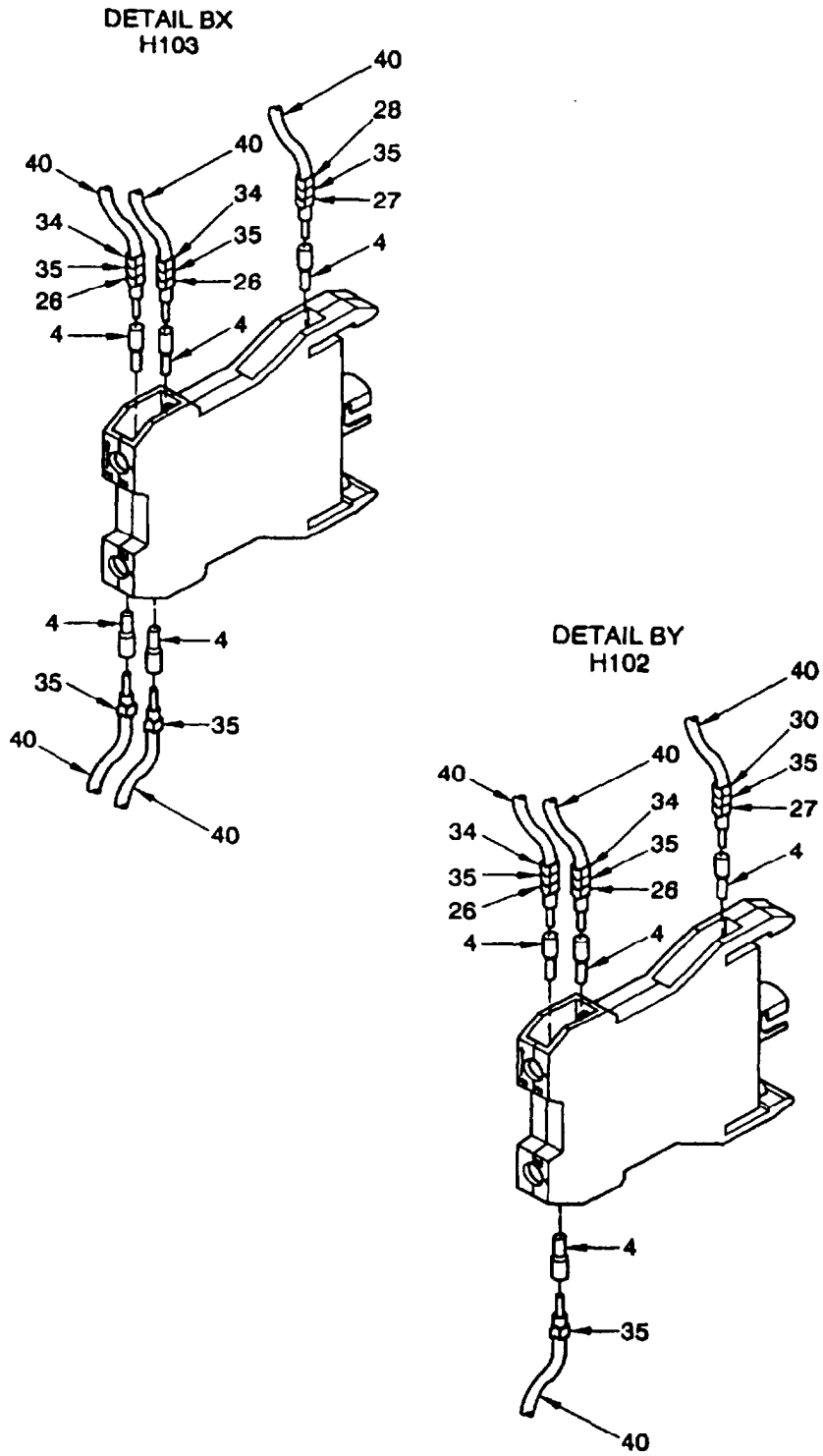


Figure 6. Wring, Control Cabinet
Sheet 41 of 71

DETAIL BZ
P10

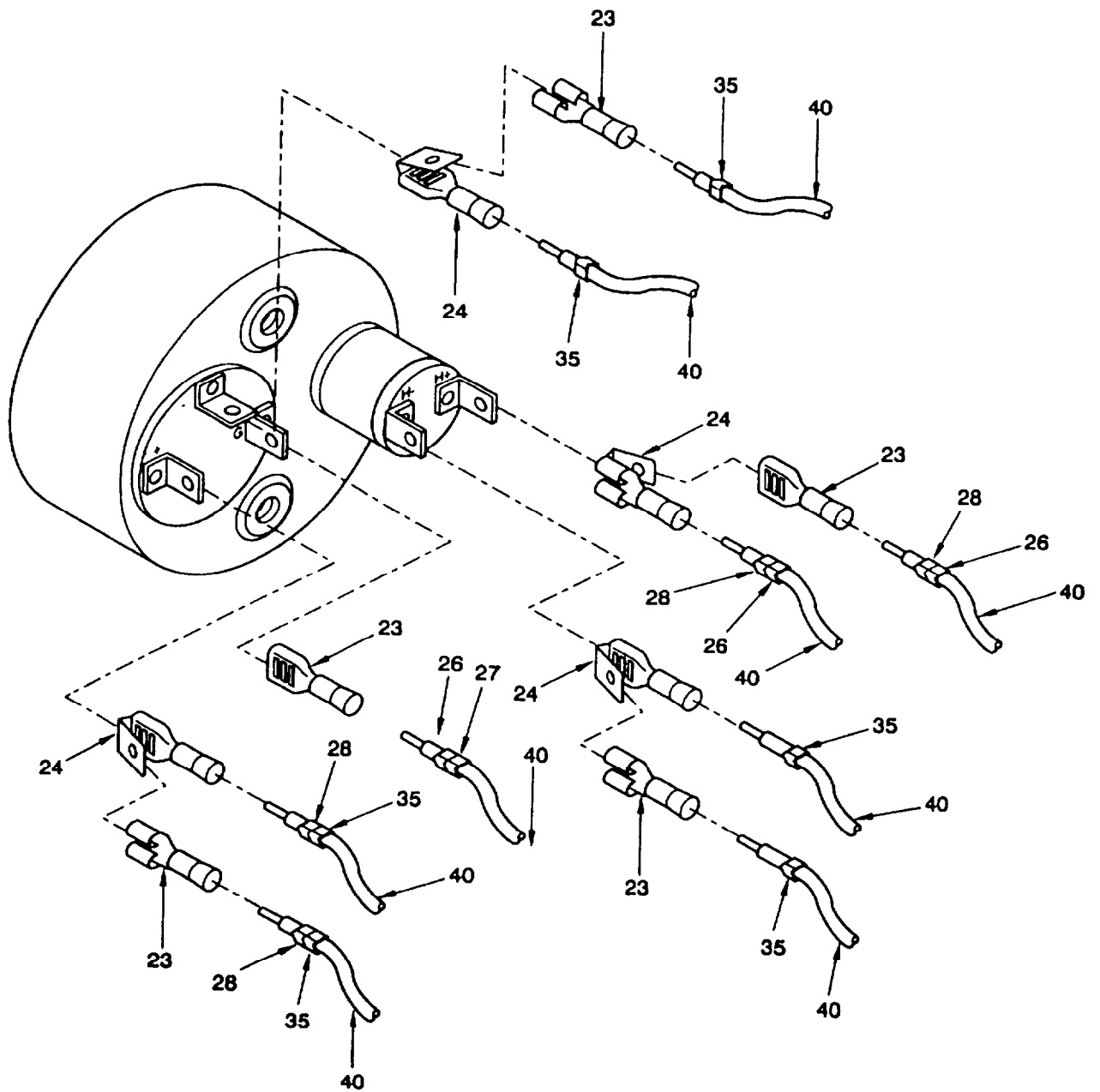
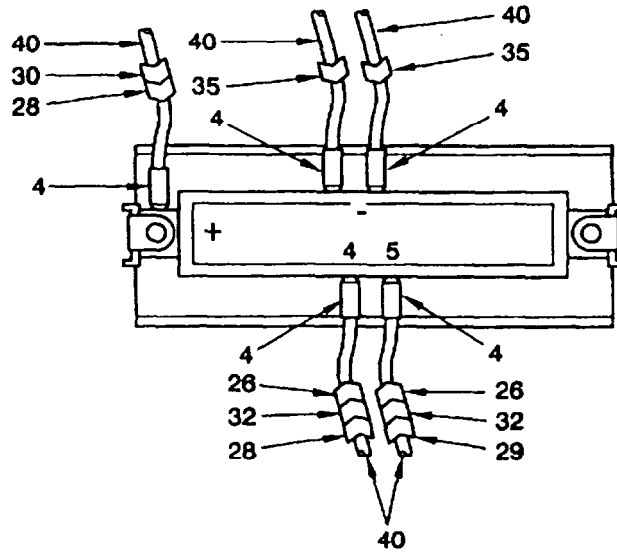
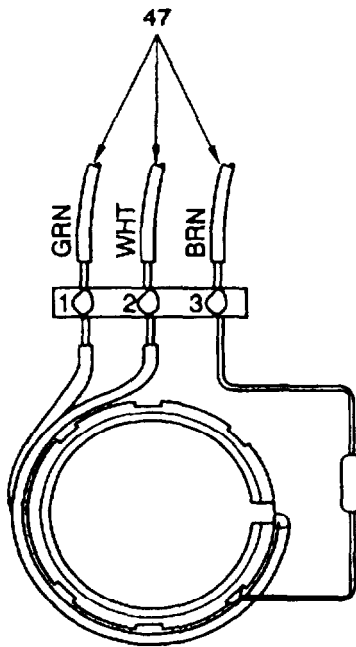


Figure 6 . Wiring, Control Cabinet
Sheet 42 of 71

DETAIL CA
P5



DETAIL CB
R4
R4A



DETAIL CC
H101
S102

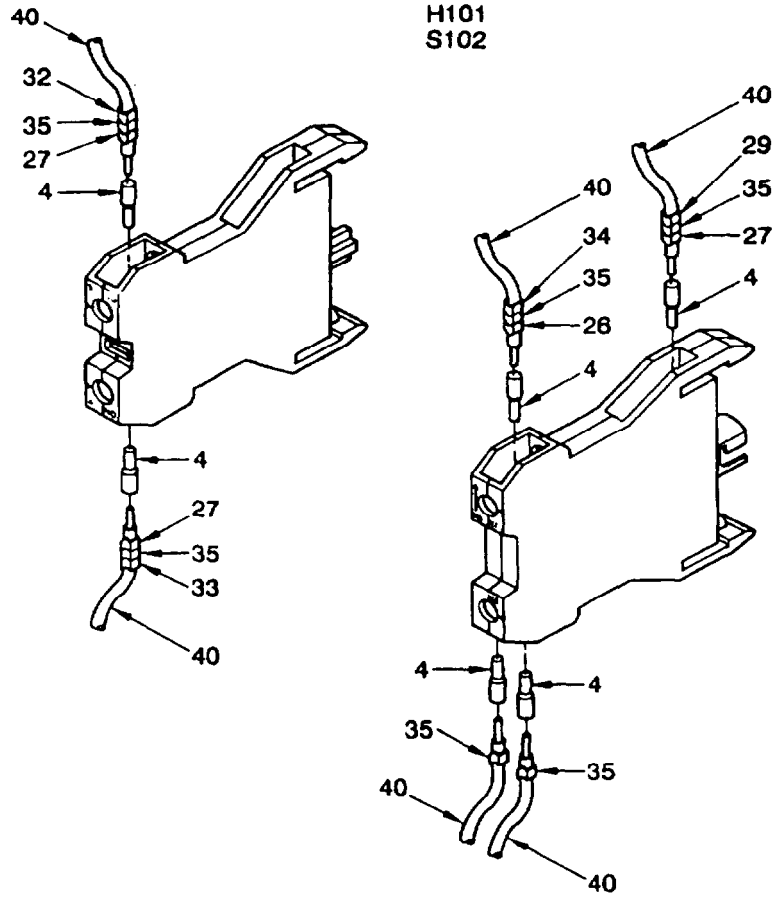


Figure 6 . Wiring, Control Cabinet
Sheet 43 of 71

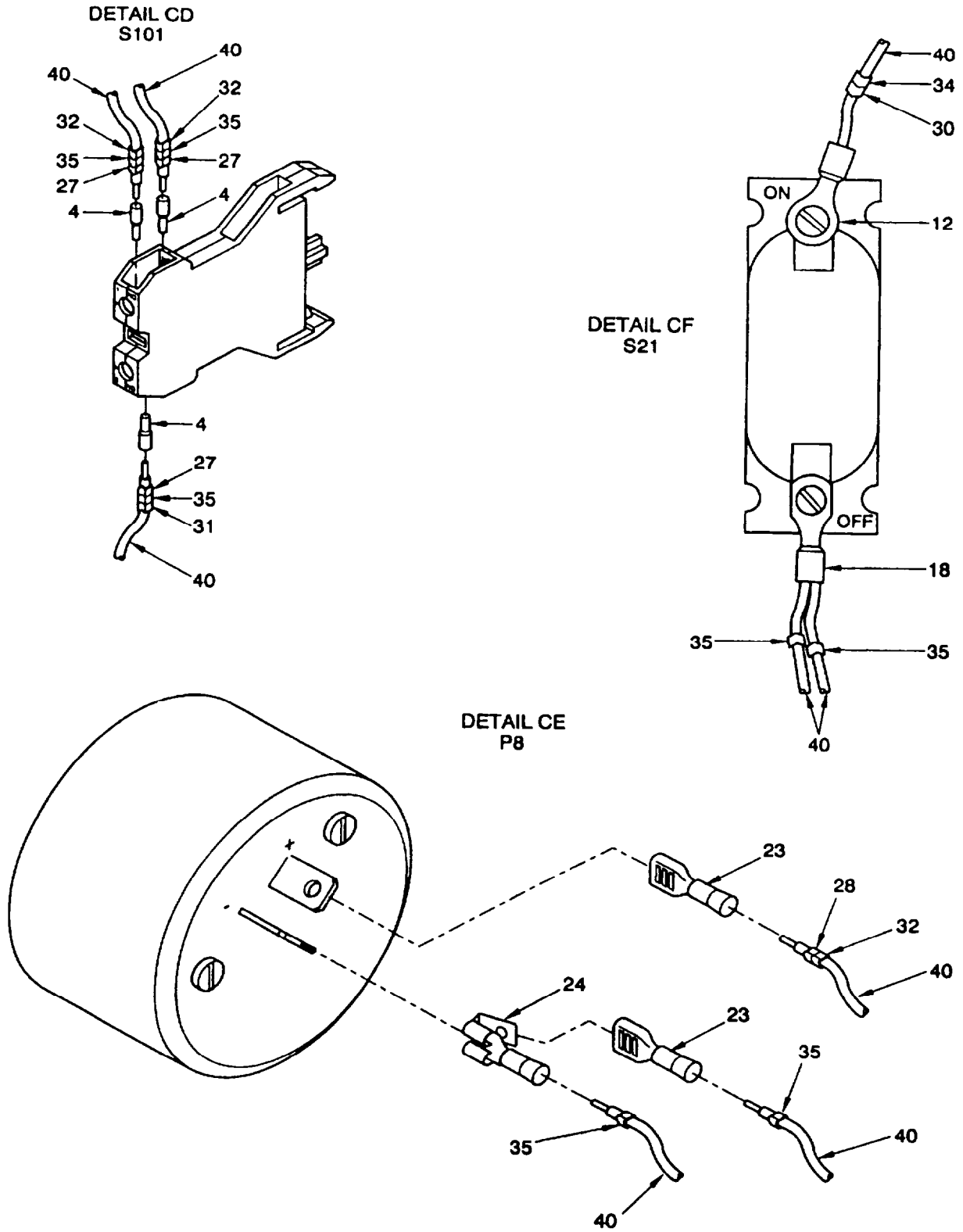


Figure 6 . Wiring, Control Cabinet
Sheet 44 of 71

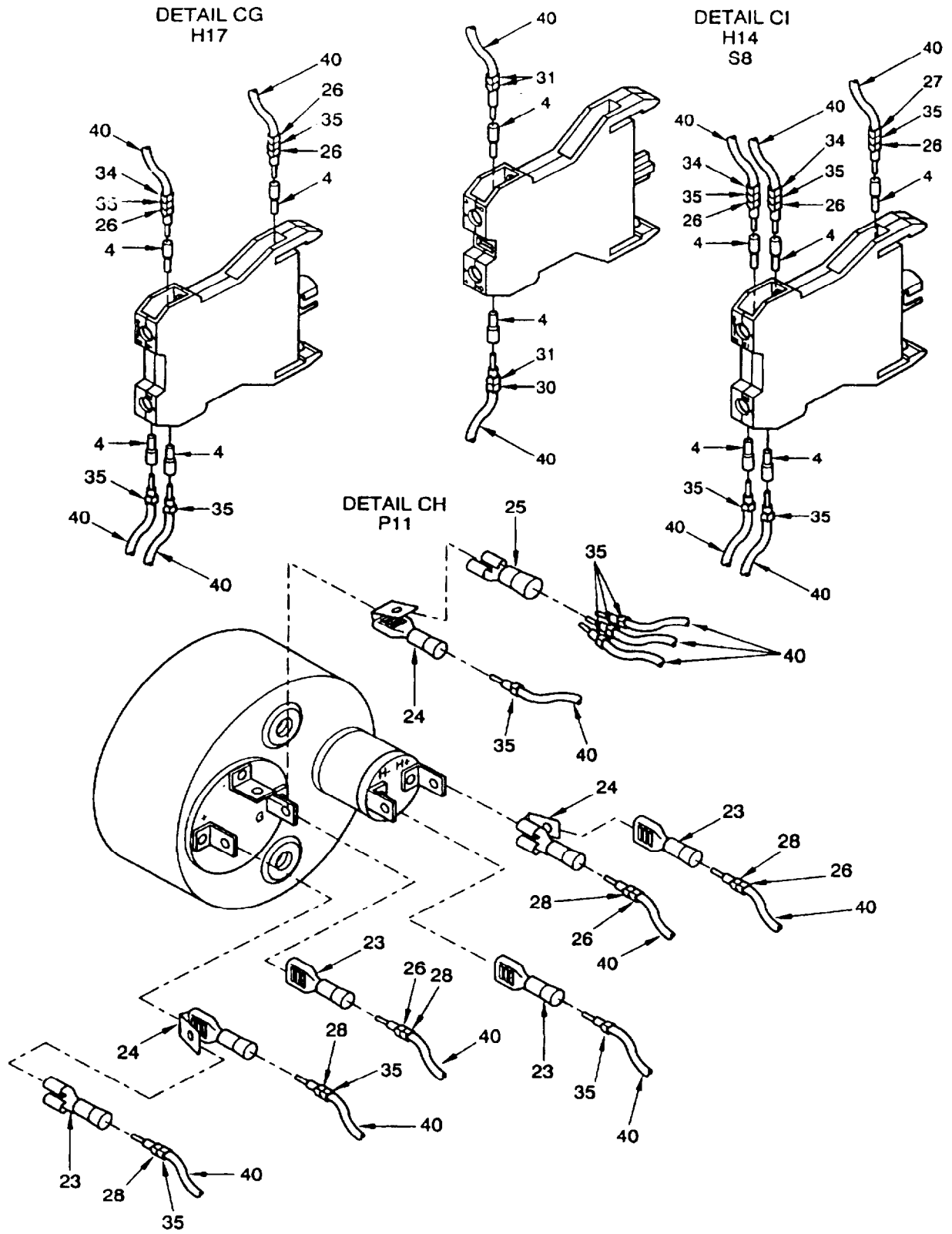
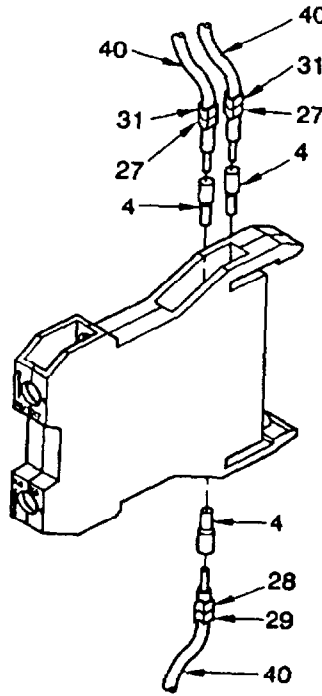
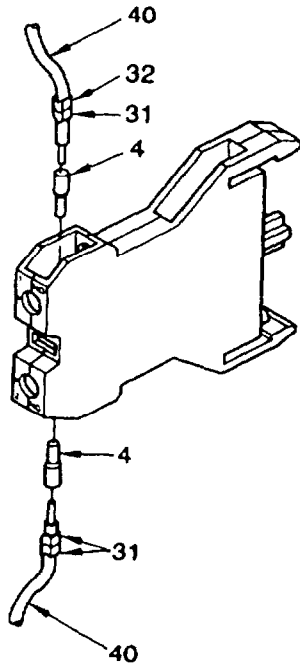
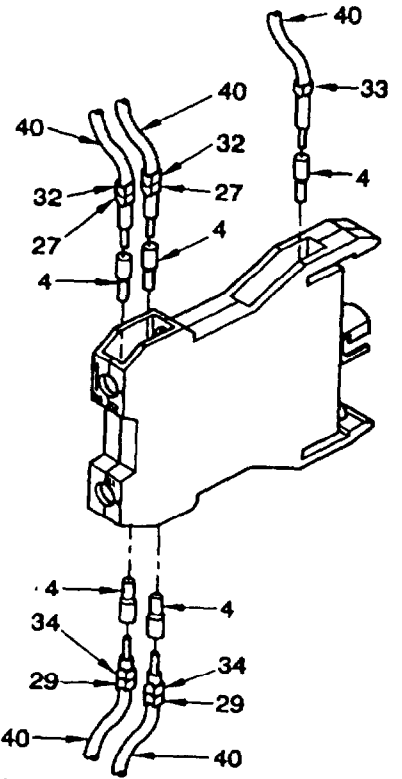


Figure 6 . Wiring, Control Cabinet
Sheet 45 of 71

DETAIL CJ
S7



DETAIL CM
H3



DETAIL CL
H4

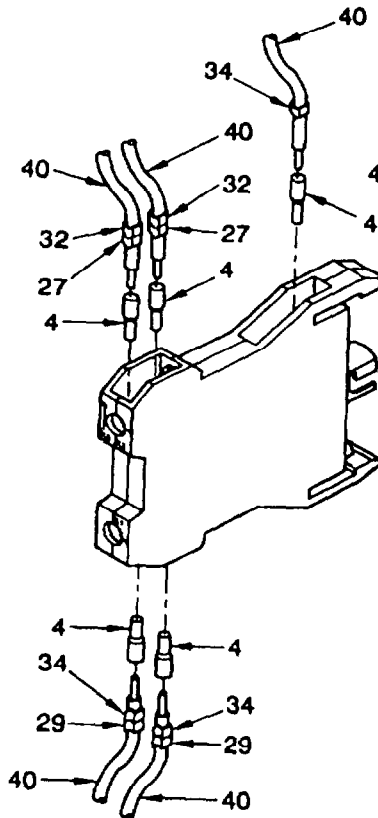
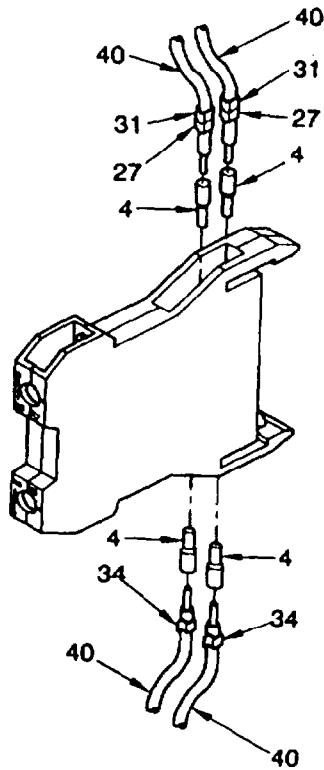


Figure 6 . Wiring, Control Cabinet
Sheet 46 of 71

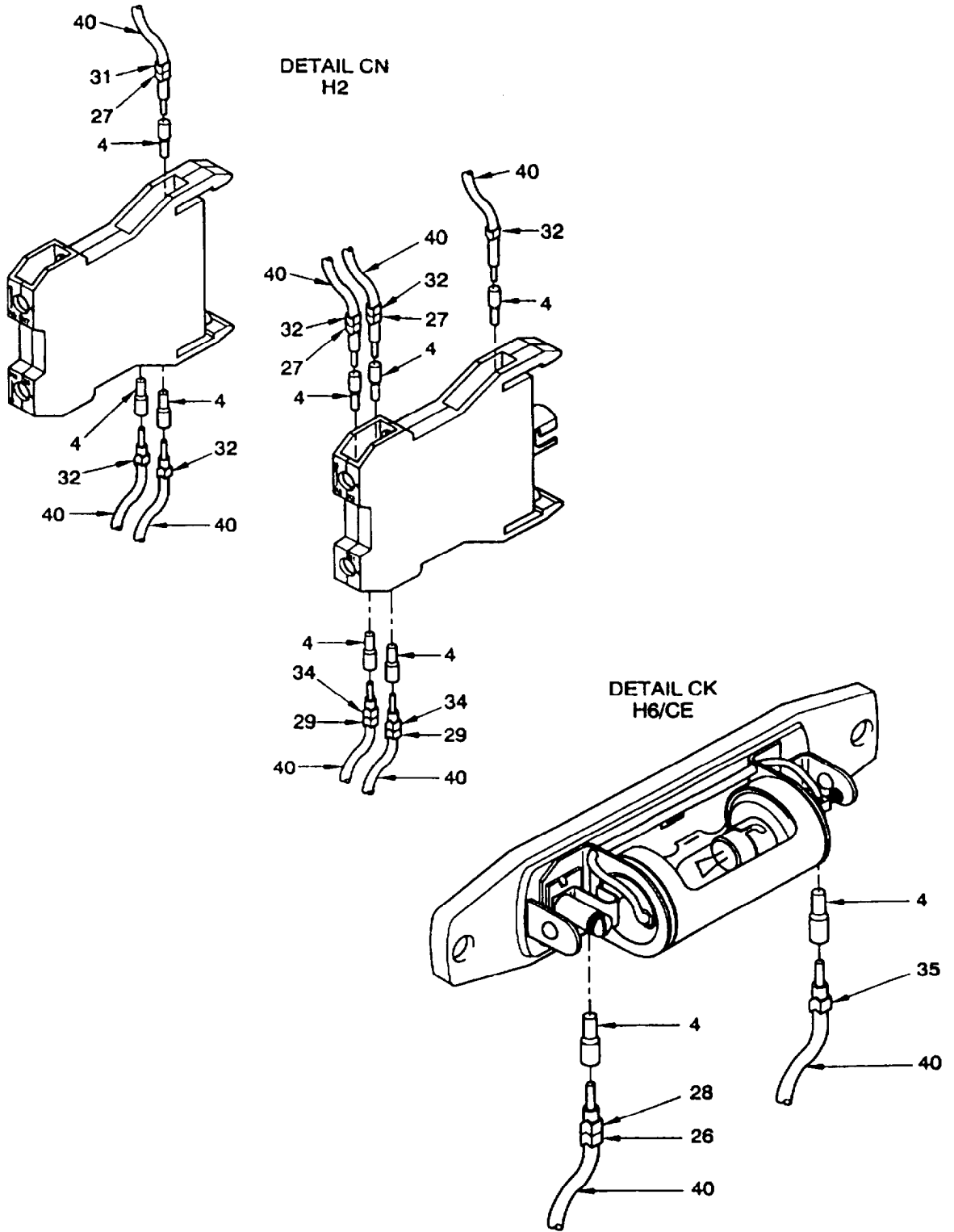


Figure 6 . Wiring, Control Cabinet
Sheet 47 of 71

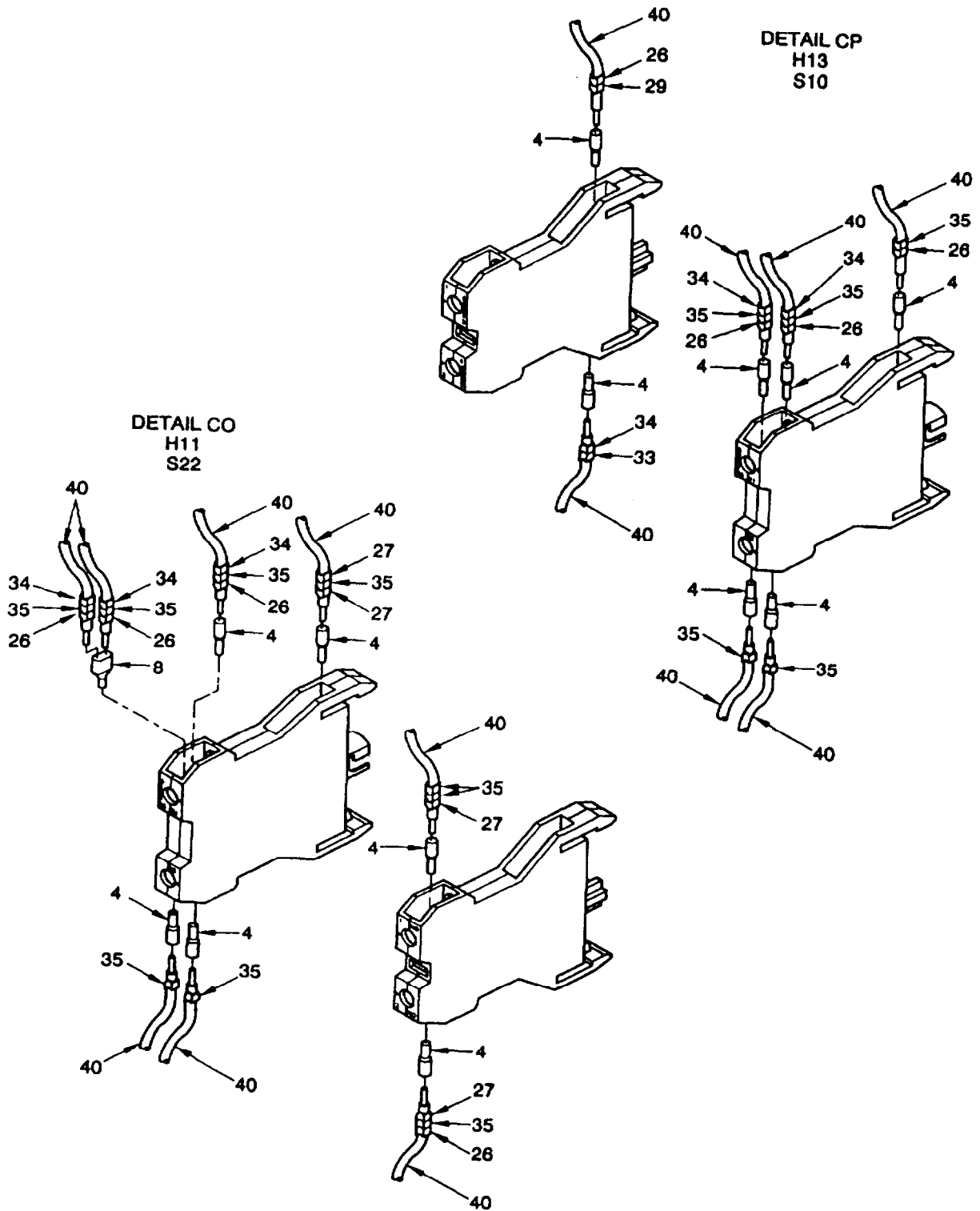


Figure 6 . Wiring, Control Cabinet
Sheet 48 of 71

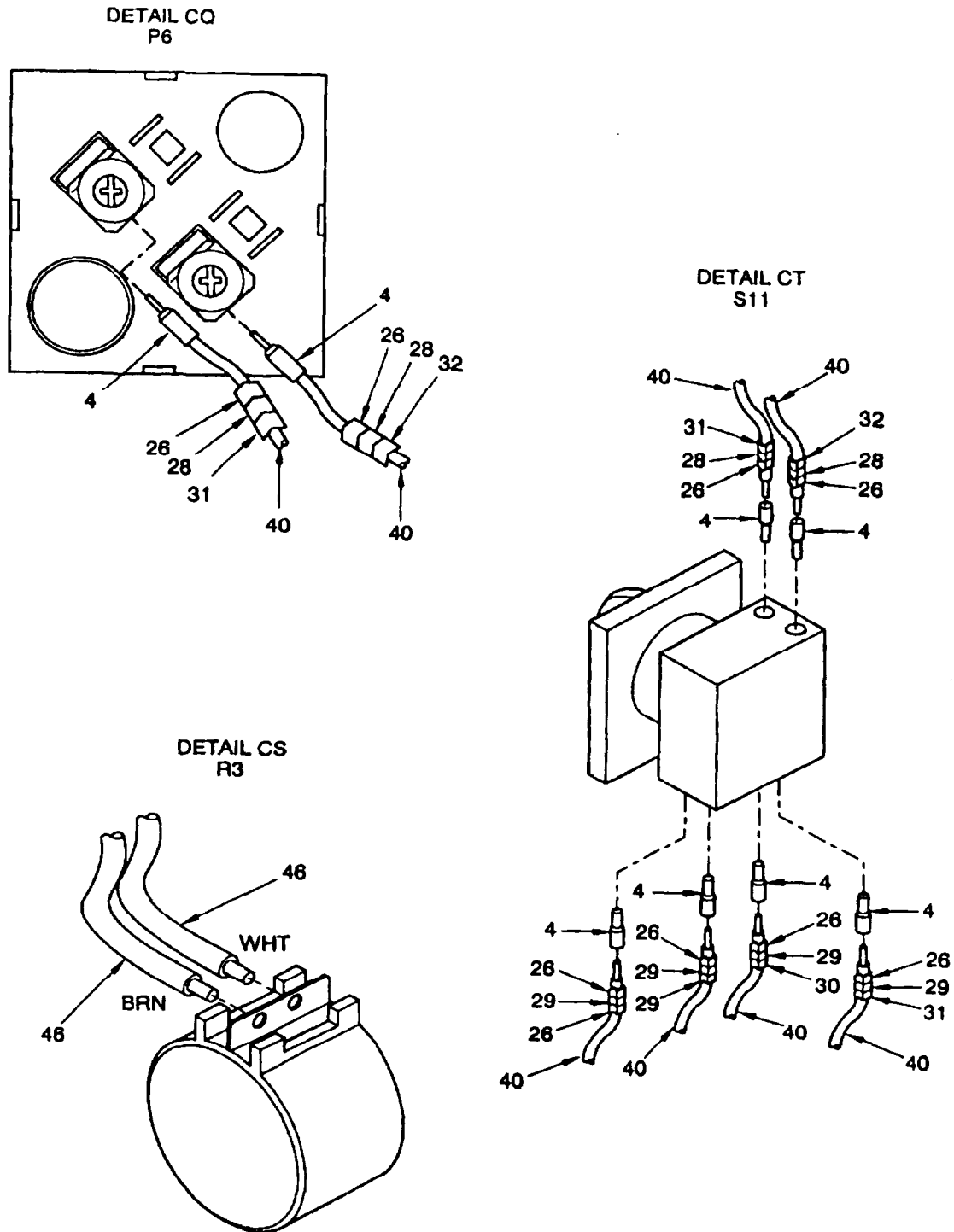


Figure 6 . Wiring, Control Cabinet
Sheet 49 of 71

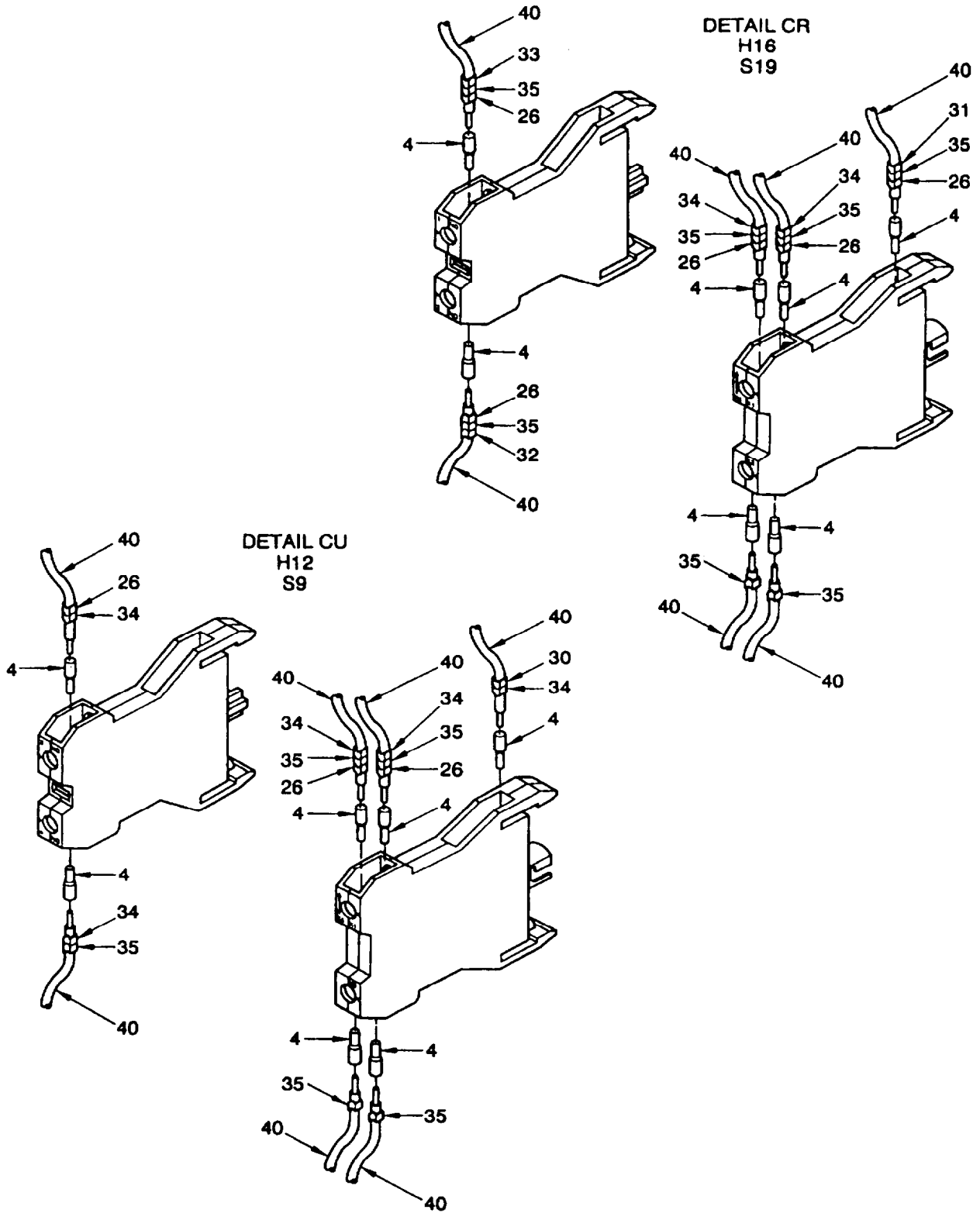


Figure 6 . Wiring, Control Cabinet
Sheet 50 of 71

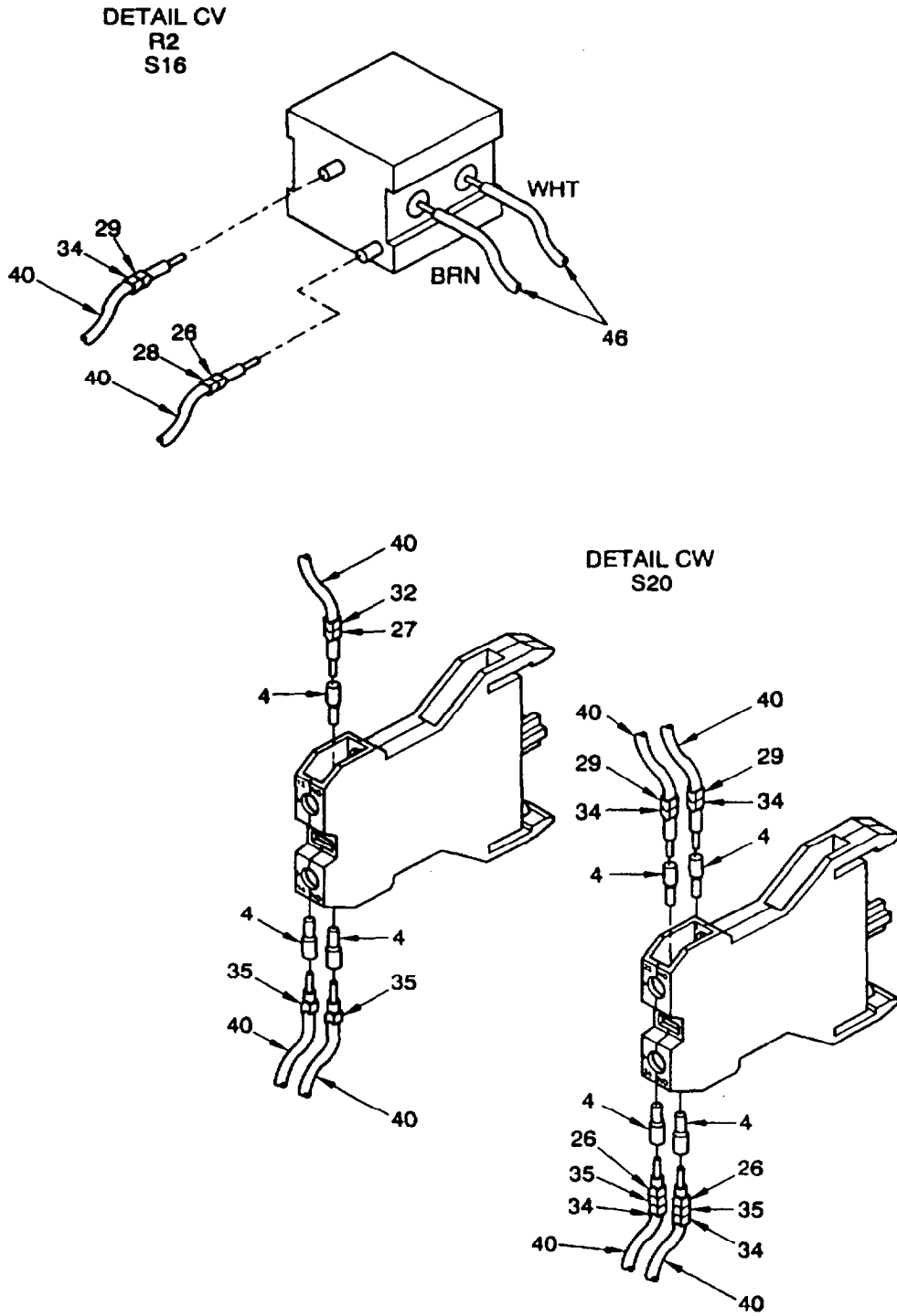


Figure 6 . Wiring, Control Cabinet
Sheet 51 of 71

DETAIL CX
R1

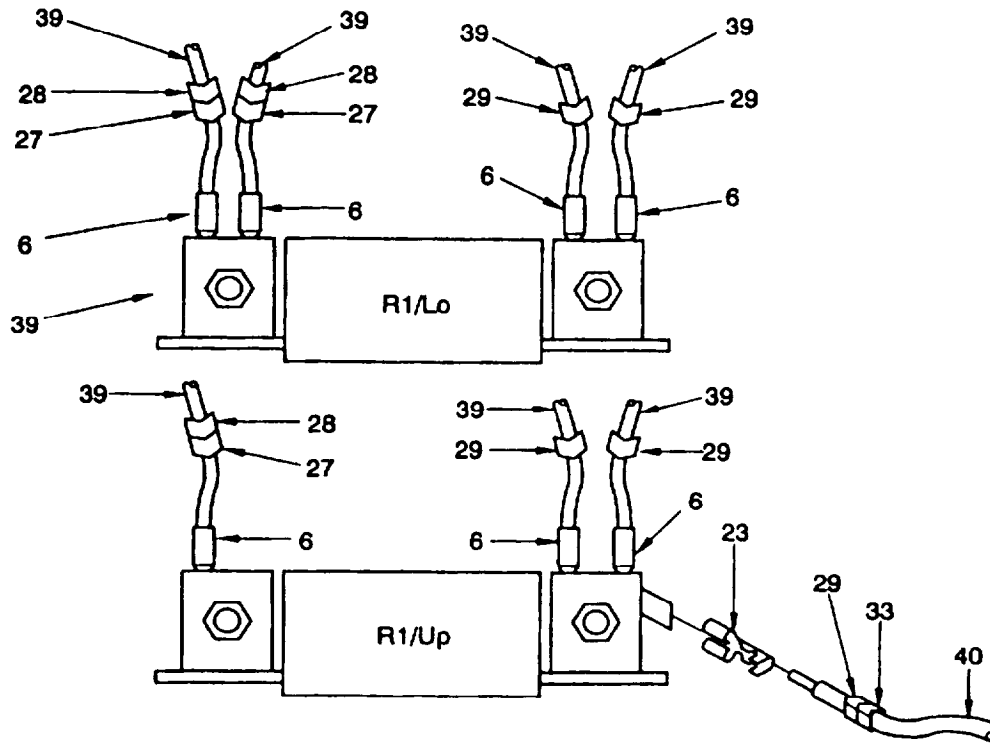


Figure 6 . Wiring, Control Cabinet
Sheet 52 of 71

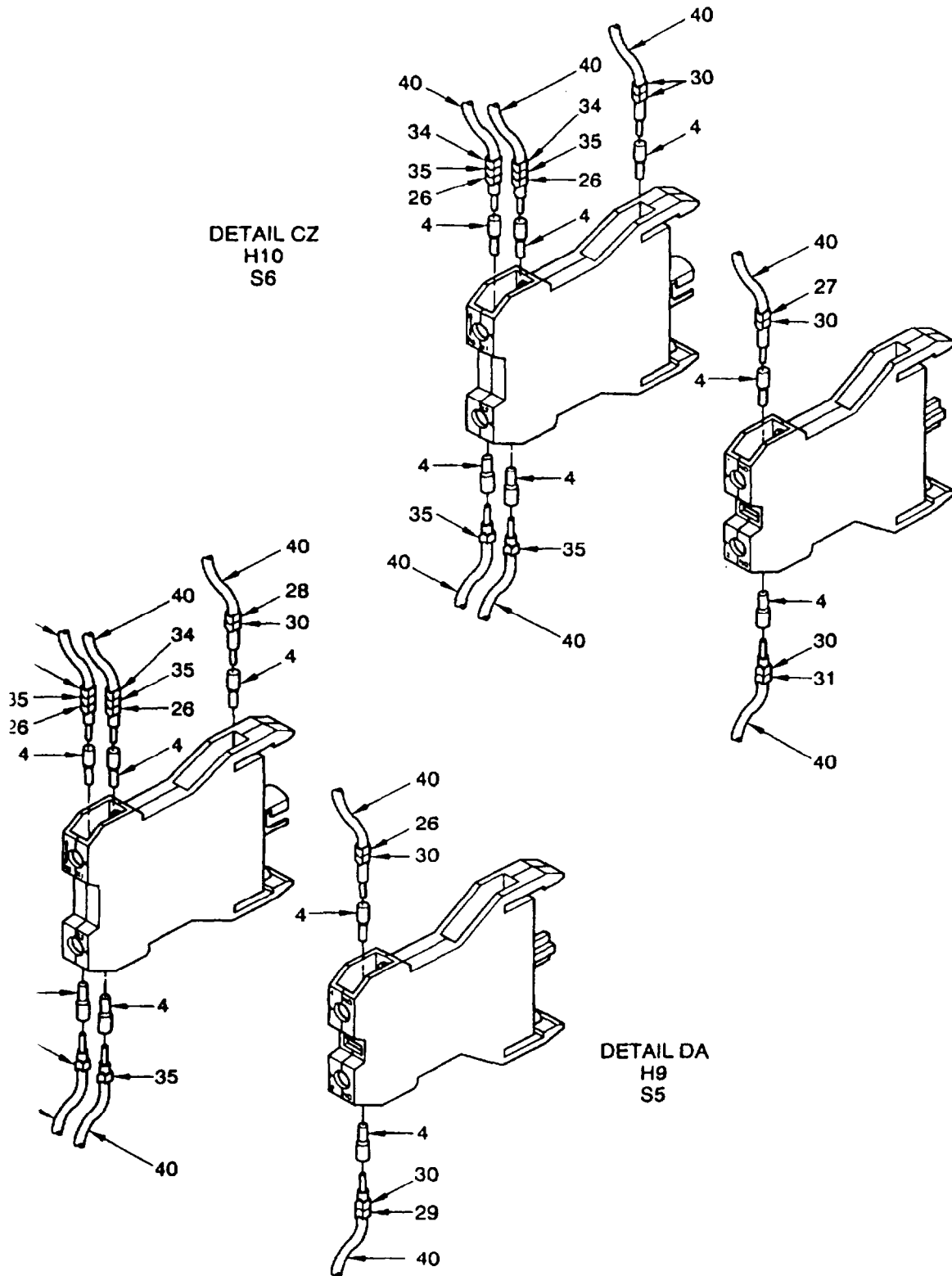


Figure 6 . Wiring, Control Cabinet
Sheet 53 of 71

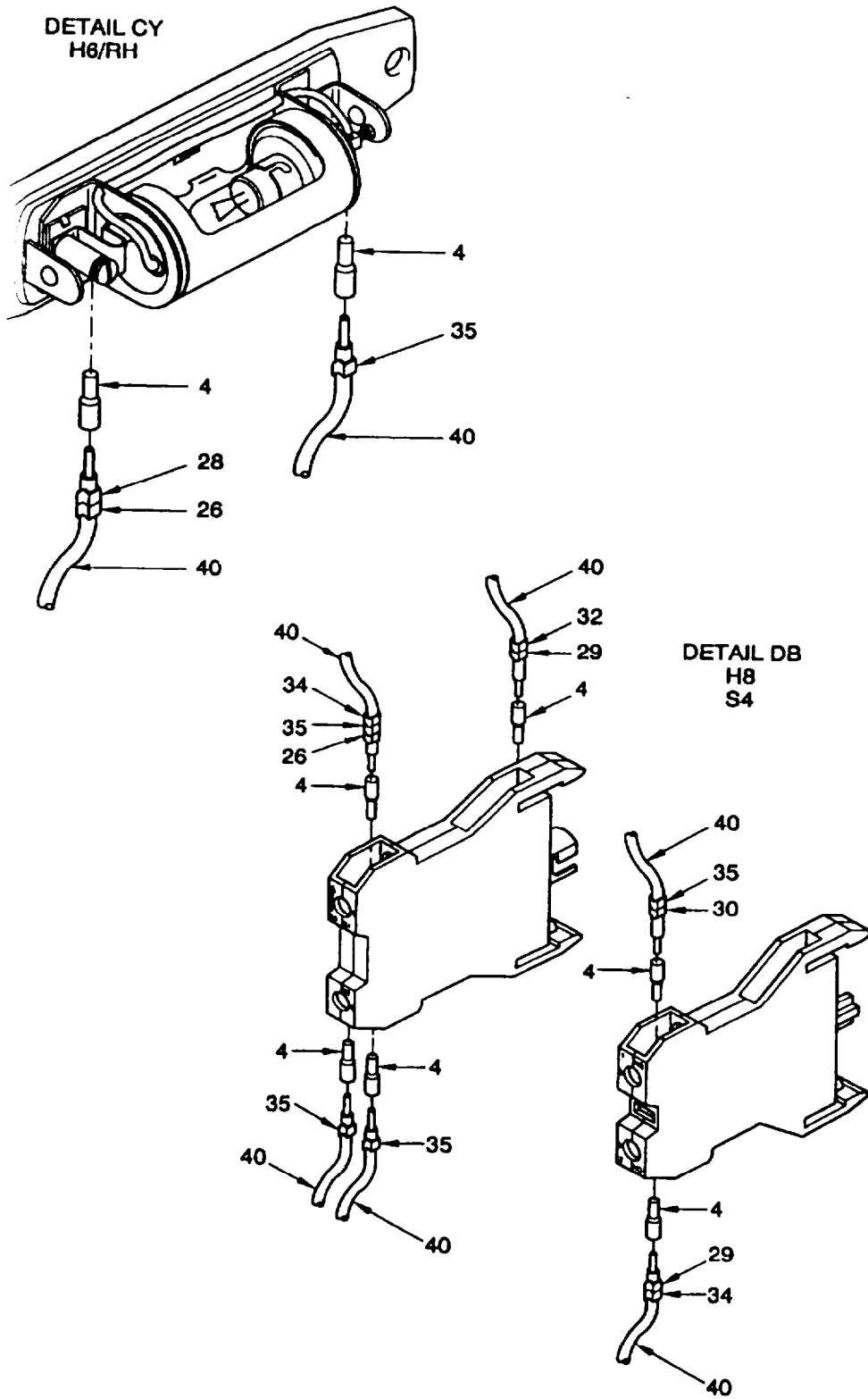
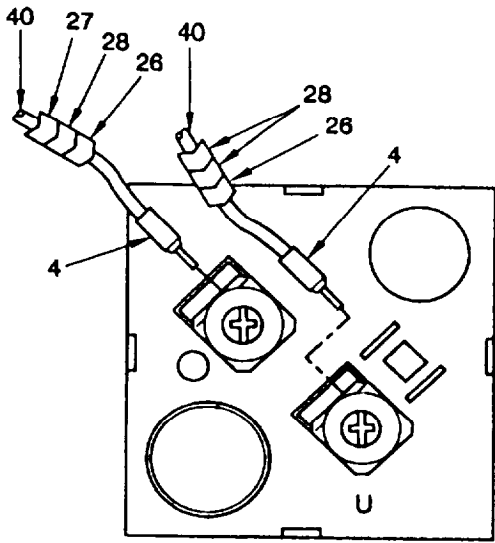


Figure 6 . Wiring, Control Cabinet
Sheet 54 of 71

DETAIL DD
P3



DETAIL DC
P2

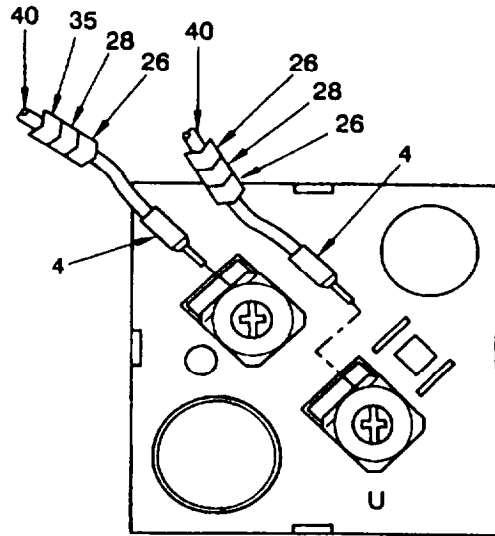


Figure 6 . Wiring, Control Cabinet
Sheet 55 of 71

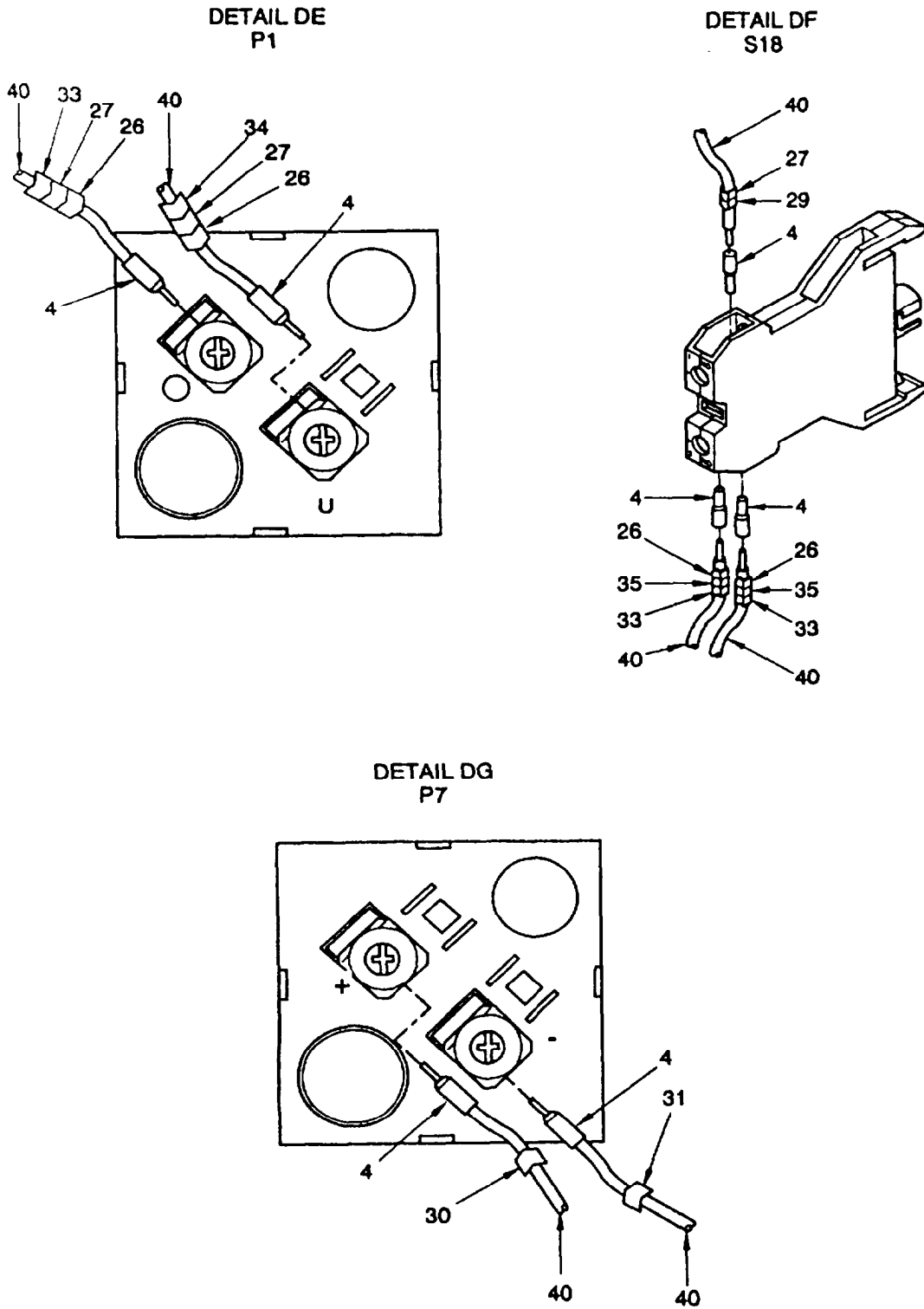


Figure 6 . Wiring, Control Cabinet
Sheet 56 of 71

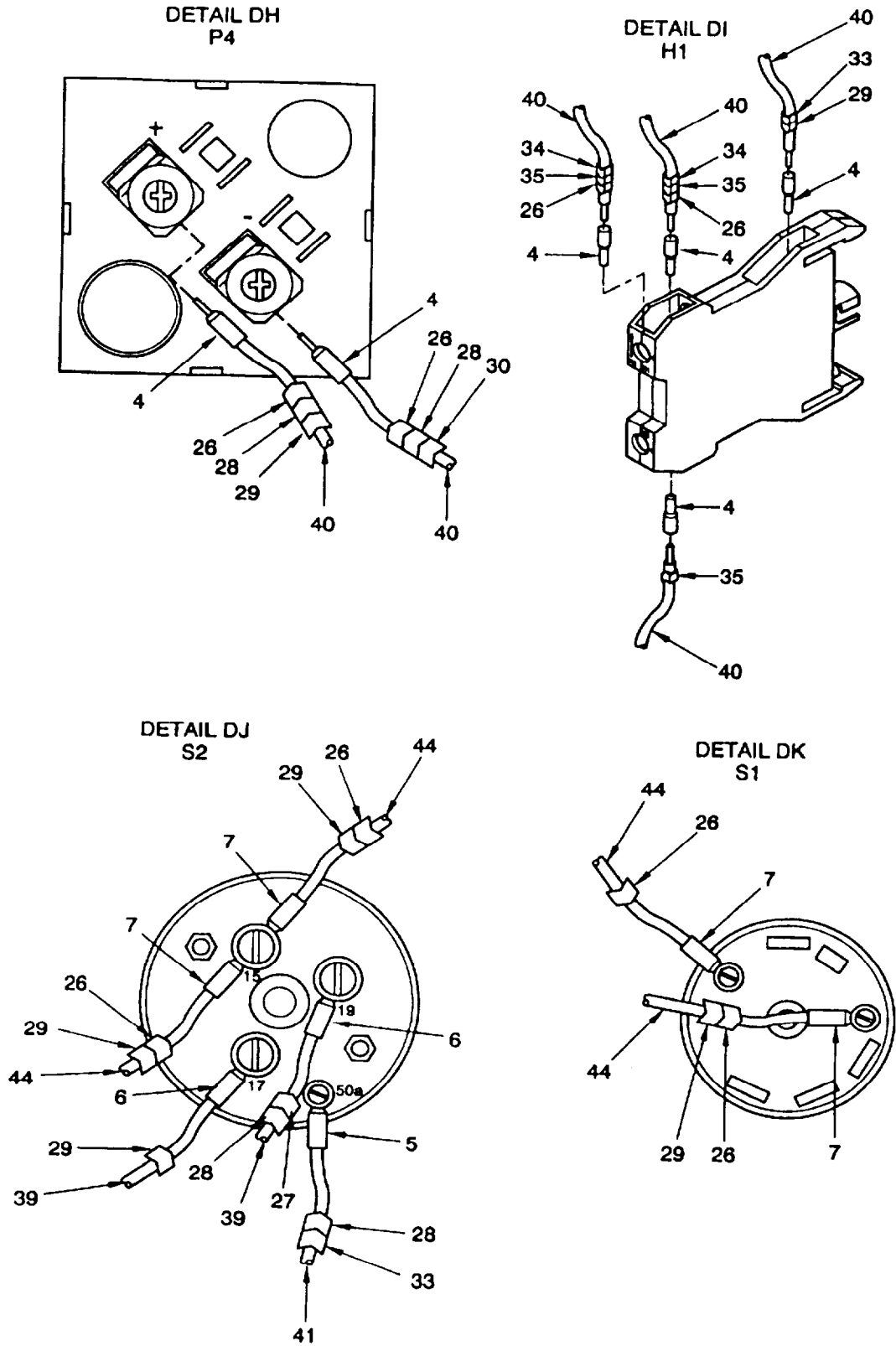


Figure 6 . Wiring, Control Cabinet
 Sheet 57 of 71

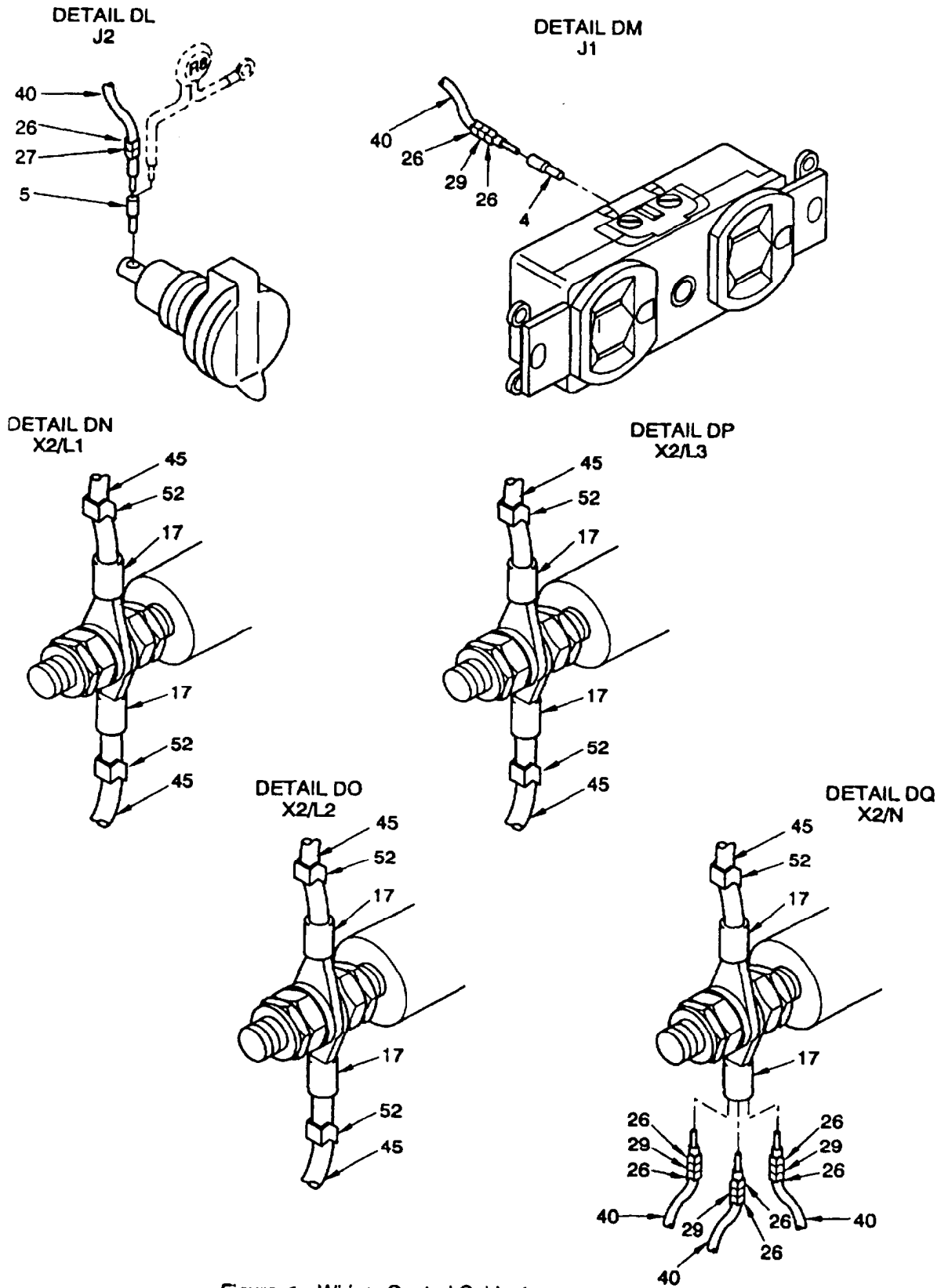


Figure 6 . Wiring, Control Cabinet
Sheet 58 of 71

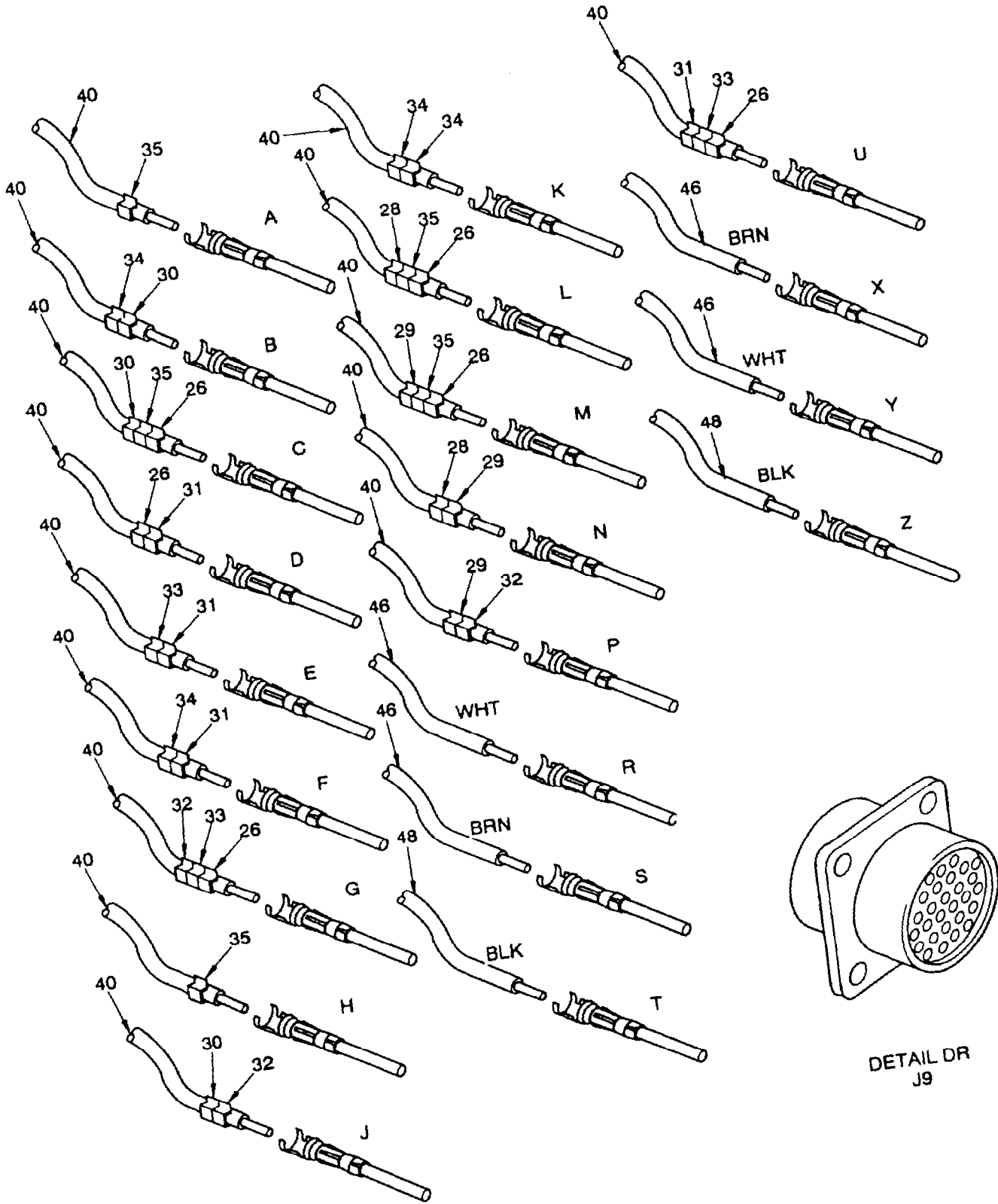
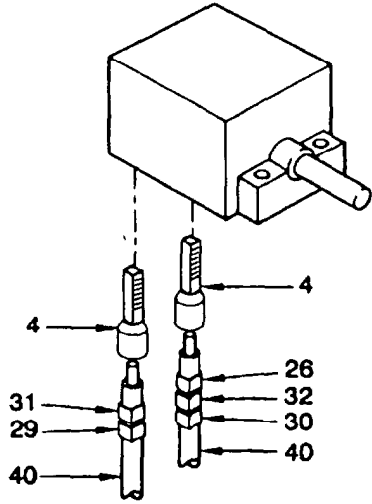
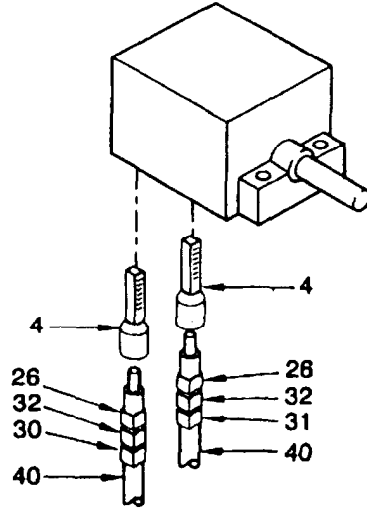


Figure 6 Wiring, Control Cabinet
sheet 59 of 71



DETAIL DU
S14



DETAIL DV
S15

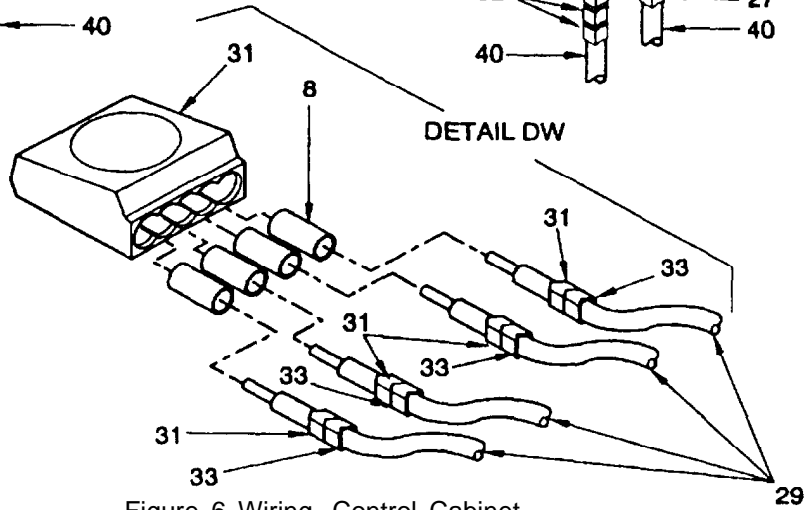
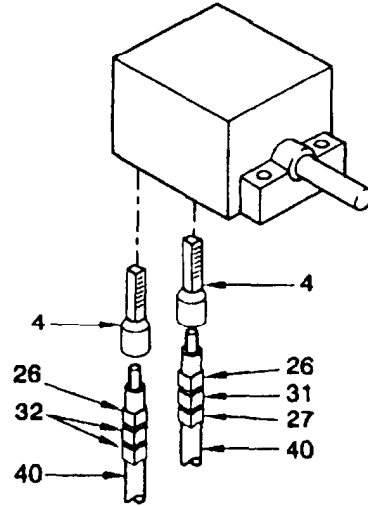
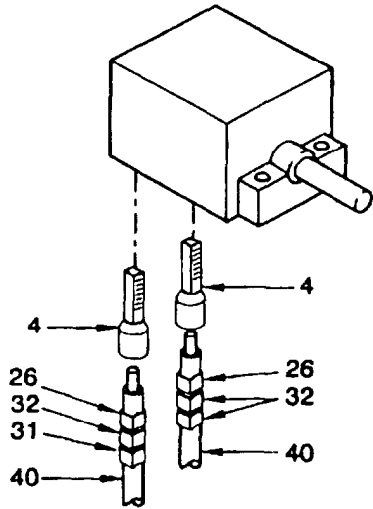


Figure 6 Wiring, Control Cabinet
Sheet 60 of 71

29

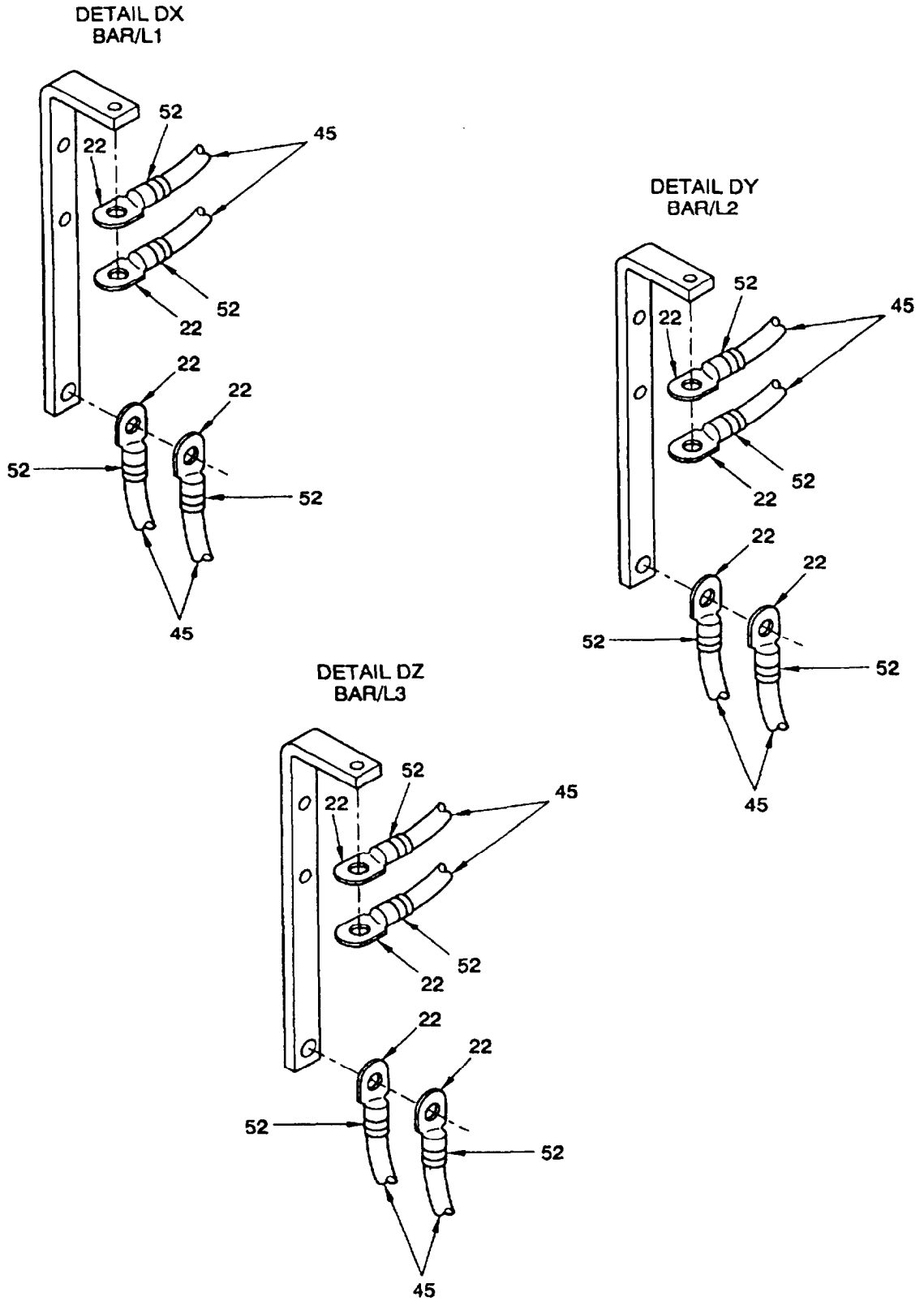


Figure 6 . Wiring, Control Cabinet
Sheet 61 of 71

Fig. 6 - Wire List Table

WIRE REF NO.	FIG. 6 ITEM NO. WIRE MARKING	FROM	FIG. 6 ITEM NO.	TO	FIG. 6 ITEM NO.	FIG. 6 ITEM NO.	WIRE COLOR	WIRE LENGTH	UOC
0	35	H6-/RH	4	H8/X2	4	40	WHT	15.60	FLW
0	35	H6-/CE	4	H15/X2	a	40	WHT	19.50	FLW
0	35	H6-/LH	4	H15/X2		40	WHT	11.70	FLW
0	35	H8/X2	4	H9/X2	4	40	WHT	3.90	FLW
0	35	H9/x2	4	H10/X2	4	40	WHT	3.90	FLW
0	35	H10/X2	4	H13/X2	4	40	WH-f	3.90	FLW
0	35	H13/X2	4	H11/x2	4	40	WHT	3.90	FLW
0	35	H11/X2	4	P5/-	4	40	WHT	19.50	FLW
0	35	P5/.	4	H15/X2	8	40	WHT	9.75	FLW
0	35	H15/X2		P9/H	24	40	WHT	9.36	FLW
0	35	P9/H-	23	P9/-	24	40	WHT	3.12	FLW
0	35	P9/-	23	P10/-	24	40	WHT	5.85	FLW
0	35	P10/-	23	P10/H-	24	40	WHT	3.12	FLW
0	35	P10/H-	23	P8/-	24	40	WHT	5.07	FLW
0	35	P11/-	25	P8/-	23	40	WHT	5.85	FLW
0	35	P11/.		H101/x2	4	40	WHT	15.60	FLW
0	35	P11/-		X1/0(2)	7	40	WHT	46.80	FLW
0	35	X1/0(2)		K1/A2	4	40	WHT	33.15	FLW
0	35	X1/0(2)		N1/12	5	41	WHT	17.55	FLW
0	35	P11/-	24	S120/OFF	18	40	WHT	66.30	FLW
0	35	S12/OFF		H17/X2	4	40	WHT	3.12	FLW
0	35	H17/X2	4	H14/X2	4	40	WHT	9.36	FLW
0	35	H14/X2	4	H12/X2	4	40	WHT	15.60	FLW
0	35	H12/X2	4	H16/X2	4	40	WHT	8.97	FLW
0	35	H16/X2	4	S20/14	4	40	WHT	9.75	FLW
0	35	S20/14	4	H1/x2	4	40	WHT	11.70	FLW
0	35	H101/X2	4	H103/X2	4	40	WHT	7.41	FLW
0	35	H103/X2	4	H102/X2	4	40	WHT	4.29	FLW
0	35	H7/-	23	K3/A2	a	40	WHT	52.65	FLW
0	35	K3/A2		K4/14	4	40	WHT	8.58	FLW
0	35	K4/14	4	K51A2	4	40	WHT	9.75	FLW
0	35	K5/A2	4	K6/A2	4	40	WHT	8.58	FLW
0	35	K6/A2	4	K7/1A2	4	40	WHT	8.58	FLW
0	35	K7/A2	4	K8/A2	4	40	WHT	8.58	FLW
0	35	K8/A2	4	K9/A2	4	40	WHT	8.58	FLW
0	35	K9/A2	4	K10/A2	a	40	WHT	8.58	FLW
0	35	K10/A2		K13/A2	a	40	WHT	9.76	FLW
0	35	K13/A2		T15/5	a	40	WHT	8.58	FLW
0	35	T15/5		K28/14	4	40	WHT	9.75	FLW
0	35	K28114	4	K14/44	4	40	WHT	10.92	FLW
0	35	K14/44	4	K21/E2	4	40	WHT	21.45	FLW
0	35	K21/E2	4	K17/A2	a	40	WHT	23.40	FLW
0	35	K17/A2		K21/A2	4	40	WHT	10.92	FLW
0	35	K21/A2	4	K25/16	a	40	WHT	10.92	FLW
0	35	K25/16		K26/A2	a	40	WHT	8.58	FLW
0	35	K26/A2		K27/A2	4	40	WHT	8.58	FLW
0	35	K27/A2	4	F12/A2	a	40	WHT	33.15	FLW
0	35	F12/A2		X1/0(1)	7	40	WHT	27.30	FLW
0	35	X1/0(1)		FKO	5	41	WHT	17.55	FLW
0	35	X1/0(l)		N2/OV	8	40	WHT	27.30	FLW

Figure 6 . Wiring, Control Cabinet
Sheet 62 of 71

Fig.6 - Wire List Table

ITEM NO. WIRE MARKING	FIG. 6 ITEM FROM	FIG. 6 ITEM NO.	FIG. 6 ITEM TO	FIG. 6 ITEM NO.	FIG. 6 ITEM NO.	WIRE COLOR	WIRE LENGTH	UOC
35	N2/OV		N2/OVH	8	40	WHT	7.80	FLW
35	N2/OVH		N3/OV	4	40	WHT	9.75	FLW
35	GND M8	15	X1/0(4)	7	39	WHT	13.65	FLW
35	X1/0(4)		N5/2	4	40	WHT	9.75	FLW
35	X1/0(4)		J9/A	SOL	40	WHT	74.10	FLW
35	X101/34	5	X1/0(3)	7	41	WHT	42.90	FLW
35	X1/0(3)		J9/H	SOL	40	WHT	74.10	FLW
35	X1/0(3)		N4/13	8	40	WHT	25.35	FLW
35	N4/13		K19/A1	SOL	40	WHT	25.35	FLW
35	X1/0(5)	7	K19/C2	SOL	40	WHT	17.55	FLW
35	X1/0(5)		K19/B2	SOL	40	WHT	17.55	FLW
35	X1/0(5)		K20/A1	SOL	40	WHT	17.55	FLW
26	S1/30	7	F1/A	7	44	WHT	101.40	FLW
27	F2/W	7	FK2	21	44	WHT	39.00	FLW
28	K2/14	4	K2/24	4	40	WHT	8.97	FLW
28	K2/24	5	K11/14	5	41	WHT	21.45	FLW
28	K11/14	5	K11/24	5	41	WHT	8.97	FLW
28	K11/24	5	K28/2	5	41	WHT	13.65	FLW
28	K28/2	5	K28/4	5	41	WHT	8.97	FLW
28	K28/4	5	FK3	5	41	WHT	37.83	FLW
29	S2/17	6	R1/RH/L	6	39	WHT	4.29	FLW
29	R1/RH/L	6	R1/RH/U	6	39	WHT	3.12	FLW
29	R1/RH/U	6	V3/-	10	39	WHT	62.40	FLW
29	V3/-		FK4	6	39	WHT	29.25	FLW
30	P7/+	4	FK5	4	40	WHT	81.90	FLW
31	P7/-	4	FK6	4	40	WHT	81.90	FLW
32	H2/X5	4	H2/X6/1	4	40	WHT	5.46	FLW
32	H2/X6/1	4	V15/~	8	40	WHT	62.40	FLW
32	V15/~		FK7	4	40	WHT	37.05	FLW
33	H3/X5	4	K10/18	8	40	WHT	74.10	FLW
33	K10/18		FK8	4	40	WHT	42.90	FLW
34	H4/X5	4	H4/X6/1	4	40	WHT	5.46	FLW
34	H4/X6/1	4	FK9	4	40	WHT	68.25	FLW
26,35	S17/1	4	H5/X5	4	40	WHT	2.34	FLW
26,35	H5/X5	4	K4/A2	4	40	WHT	81.90	FLW
26,35	K4/A2	4	FK10	4	40	WHT	52.65	FLW
26	P9/G	23	FK11	4	40	WHT	66.30	FLW
26,27	P10/G	23	FK12	4	40	WHT	66.30	FLW
26,28	P11/G	23	FK13	4	40	WHT	60.45	FLW
26,29	S1/15	7	S2/15	7	44	WHT	5.46	FLW
26,29	S2/15	7	F9/W	7	44	WHT	85.80	FLW
26,29	F3/W	6	X101/1	6	39	WHT	19.50	FLW
26,29	F4/W	4	X101/17	4	40	WHT	15.60	FLW
26,29	F5/W	4	K4/A1	4	40	WHT	37.05	FLW
26,29	F8/W	4	FK14	4	40	WHT	39.78	FLW
26,30	K23/A2	4	FK15	4	40	WHT	39.00	FLW
26,31	K24/A2	4	FK16	4	40	WHT	39.00	FLW
26,32	K24/6	4	FK17	4	40	WHT	39.00	FLW
27,26	S3/21	4	F2/A	8	40	WHT	39.00	FLW
27,26	F2/A		J2/+	5	40	WHT	93.60	FLW
27	S3/22	4	H7/+	23	40	WHT	19.50	FLW

Figure 6 . Wiring, Control Cabinet
Sheet 63 of 71

Fig.6 - Wire List Table

WIRE REF NO.	ITEM NO. WIRE MARKING	FROM	FIG. 6 ITEM NO.	TO	FIG. 6 ITEM NO.	FIG. 6 ITEM NO.	WIRE COLOR	WIRE LENGTH	UOC
23	27,28	S2/19	6	R1/LH/L	6	39	WHT	8.58	FLW
23	27,28	R1/LH/L	6	R1/LH/U	6	39	WHT	3.12	FLW
24	27,29	K5/51	4	K5/61	4	40	WHT	11.70	FLW
24	27,29	K5/61	5	N1/13	5	41	WHT	42.90	FLW
24	27,29	N1/13	4	N4/24	4	40	WHT	30.42	FLW
25	27,30	K5/62	5	V3+	16	41	WHT	52.65	FLW
25	27,30	K5/62	5	K5/52	5	41	WHT	11.70	FLW
25	27,30	K5/52	5	K2/62	5	41	WHT	15.60	FLW
25	27,30	K2/62	4	K2/52	4	40	WHT	11.70	FLW
26	27,31	H2/X5/1	4	H3/X5/1	4	40	WHT	3.90	FLW
26	27,31	H3/X5/1	4	H4/X5/1	4	40	WHT	3.90	FLW
26	27,31	H4/X5/1	4	K2/A2	4	40	WHT	89.70	FLW
27	27,32	S20/13	4	H2/X2	4	40	WHT	21.45	FLW
27	27,32	H2/X2	4	H3/X2	4	40	WHT	3.90	FLW
27	27,32	H3/X2	4	H4/X2	4	40	WHT	3.90	FLW
27	27,32	H4/X2	4	H5/X2	4	40	WHT	3.90	FLW
28	27,33	S17/2	4	K4/13	4	40	WHT	87.75	FLW
29	27,34	K11/52	4	K2/A1	4	40	WHT	31.20	FLW
30	28,35	P9/+	23	P10/+	24	40	WHT	5.85	FLW
30	28,35	P10/+	23	P11/+	24	40	WHT	9.75	FLW
30	28,35	P11/+	23	F5/A	4	40	WHT	78.00	FLW
31	28,26	S16/2/2		P11/H+	24	40	WHT	23.40	FLW
31	28,26	P11/H+	23	P10/H+	23	40	WHT	9.75	FLW
31	28,26	P9/H+	24	P10/H+	24	40	WHT	5.85	FLW
31	28,26	P9/H+	23	H6+/RH	4	40	WHT	35.10	FLW
31	28,26	P9/H+		H6+/CE	4	40	WHT	25.35	FLW
31	28,26	P9/H+		H6+/LH	4	40	WHT	13.65	FLW
32	28,27	F3/A	5	K2/51	5	41	WHT	23.40	FLW
32	28,27	K2/51	4	K2/61	4	40	WHT	11.70	FLW
33	28	F4/A	4	K11/51	4	40	WHT	39.00	FLW
34	28,29	H3/X6/1	4	K10/15	4	40	WHT	78.00	FLW
35	28,30	P5/+	4	N5/1	8	40	WHT	50.70	FLW
35	28,30	N5/1		F6/A	8	40	WHT	42.90	FLW
35	28,30	F6/A		K2/82	4	40	WHT	21.45	FLW
37	28,32	P8/+	23	K2/81	4	40	WHT	85.80	FLW
38	28,33	S2/50m	5	K28/3	5	41	WHT	91.65	FLW
38	28,33	K28/3	5	K28/1	5	41	WHT	8.97	FLW
38	28,33	K28/1	5	K11/23	5	41	WHT	13.65	FLW
38	28,33	K11/23	5	K11/13	5	41	WHT	8.97	FLW
38	28,33	K11/13	5	K2/23	5	41	WHT	23.40	FLW
38	28,33	K2/23	4	K2/13	4	40	WHT	8.97	FLW
38	28,33	K2/13	4	K28/A1	4	40	WHT	28.47	FLW
39	28,34	K2/71	4	K3/A1	4	40	WHT	9.75	FLW
40	29,35	F9/A	5	K6/2	5	41	WHT	27.30	FLW
40	29,35	K6/2	5	K6/4	5	41	WHT	9.75	FLW
40	29,35	K6/4	4	K3/18	4	40	WHT	13.65	FLW
41	29,26	S10/3	4	F7/A	8	40	WHT	85.80	FLW
41	29,26	F7/A		K2/33	4	40	WHT	27.30	FLW
41	29,26	K2/33	4	K4/33	4	40	WHT	10.53	FLW
41	29,26	K4/33	4	K7/13	4	40	WHT	11.70	FLW
41	29,26	K7/13	4	K7/33	4	40	WHT	8.58	FLW

Figure 6 . Wiring, Control Cabinet
Sheet 64 of 71

Fig. 6 - Wire List Table

WIRE REF NO.	FIG. 6 ITEM NO. WIRE MARKING	FROM	FIG. 6 ITEM NO.	TO	FIG. 6 ITEM NO.	FIG. 6 ITEM NO.	WIRE COLOR	WIRE LENGTH	UOC
41	29,26	K7/33	4	K7/43	4	40	WHT	8.58	FLW
41	29,26	K7/43	4	K8/13	4	40	WHT	8.58	FLW
41	29,26	K8/13	4	K8/33	4	40	WHT	8.58	FLW
41	29,26	K8/33	4	K9/13	4	40	WHT	8.58	FLW
41	29,26	K9/13	4	K9/33	4	40	WHT	8.58	FLW
41	29,26	K9/33	4	K11/A1	4	40	WHT	8.58	FLW
41	29,26	K11/A1	4	K11/82	4	40	WHT	30.42	FLW
41	29,26	K11/82	4	K11/62	4	40	WHT	12.87	FLW
41	29,26	K11/62	4	K27/43	4	40	WHT	10.92	FLW
41	29,26	K27/43	4	K27/13	4	40	WHT	8.58	FLW
41	29,26	K27/13	4	K26/15	8	40	WHT	8.58	FLW
41	29,26	K26/15	4	K23/A1	4	40	WHT	9.75	FLW
41	29,26	K23/A1	4	K23/33	4	40	WHT	8.58	FLW
41	29,26	K23/33	4	K21/13	4	40	WHT	8.58	FLW
41	29,26	K21/13	4	K27/2	4	40	WHT	16.38	FLW
41	29,26	K27/2	4	F12/A1	8	40	WHT	28.08	FLW
41	29,26	F12/A1	4	K1/53	4	40	WHT	40.95	FLW
41	29,26	K1/53	4	K1/83	4	40	WHT	3.12	FLW
42	29,27	S18/1	4	F8/A	8	40	WHT	93.60	FLW
42	29,27	F8/A	4	K24/5	4	40	WHT	35.10	FLW
43	29,28	J9/N	SOL	K6/1	4	40	WHT	113.10	FLW
43	29,28	K6/1	4	K6/3	4	40	WHT	9.75	FLW
43	29,28	K6/3	4	K11/33	4	40	WHT	16.77	FLW
43	29,28	K11/33	4	K12/61	4	40	WHT	11.70	FLW
43	29,28	K12/61	4	K13/15	8	40	WHT	12.48	FLW
43	29,28	K13/15	4	K18/13	4	40	WHT	36.27	FLW
43	29,28	K18/13	4	K25/A1	8	40	WHT	13.65	FLW
43	29,28	K25/A1	8	K26/A1	8	40	WHT	8.58	FLW
43	29,28	K26/A1	8	N2/+	8	40	WHT	24.18	FLW
43	29,28	N2/+	8	N3/+	8	40	WHT	9.75	FLW
43	29,28	N3/+	8	N3/AKSY	8	40	WHT	7.80	FLW
43	29,28	N3/AKSY	8	N3/AKJ	8	40	WHT	7.80	FLW
43	29,28	N3/AKJ	4	K20/X1	SOL	42	WHT	11.70	FLW
44	29	K3/15	4	K5/72	4	40	WHT	25.35	FLW
46	29,31	K5/71	4	K6/71	4	40	WHT	9.75	FLW
47	29,32	H8/X5	4	K7/24	4	40	WHT	93.60	FLW
48	29,33	R1/CONTA	23	H1/X5	4	40	WHT	6.63	FLW
49	29,34	S4/2	4	K7/A1	4	40	WHT	97.50	FLW
49	29,34	K7/A1	4	N3/RKF	4	40	WHT	44.85	FLW
50	30,35	S4/1	4	K7/14	4	40	WHT	93.60	FLW
51	30,26	S5/1	4	K8/14	4	40	WHT	93.60	FLW
52	30,27	S6/1	4	K9/14	4	40	WHT	87.75	FLW
53	30,28	H9/X5	4	K8/24	4	40	WHT	93.60	FLW
54	30,29	S5/2	4	K8/A1	4	40	WHT	97.50	FLW
54	30,29	K8/A1	4	N3/AKU	4	40	WHT	40.95	FLW
55	30	H10/X5	4	K9/24	4	40	WHT	87.75	FLW
56	30,31	S6/2	4	K9/A1	4	40	WHT	91.65	FLW
56	30,31	K9/A1	4	F12/97	4	40	WHT	50.70	FLW
57	30,32	K5/A1	4	K7/44	4	40	WHT	29.25	FLW
57	30,32	K7/44	4	K8/44	4	40	WHT	8.58	FLW
57	30,32	K8/44	4	K9/44	4	40	WHT	29.25	FLW

Figure 6 . Wiring, Control Cabinet
Sheet 65 of 71

Fig.6 - Wire List Table

WIRE REF NO.	FIG. 6 ITEM NO. WIRE MARKING	FROM	FIG. 6 ITEM NO.	TO	FIG. 6 ITEM NO.	FIG. 6 ITEM NO.	WIRE COLOR	WIRE LENGTH
58	30,33	K8/43	4	K9/43	4	40	WHT	8.58
58	30,33	K9/43	4	K11/81	4	40	WHT	11.70
59	30,34	S21/ON	12	K11/A2	4	40	WHT	66.30
59	30,34	K11/A2	4	J9/B	SOL	40	WHT	89.70
60	31,35	K11/61	4	K12/A1	4	40	WHT	9.75
61	31,26	K25/A2	4	J9/D	SOL	40	WHT	83.85
62	31,27	K12/82	4	K21/32	4	40	WHT	37.05
63	31,28	K21/31	4	K27/21	4	40	WHT	11.70
64	31,29	K17/15	4	K16/21	4	40	WHT	8.58
64	31,29	K16/21	4	K14/2	4	40	WHT	23.40
64	31,29	K14/2	4	S12/13	4	40	WHT	91.65
65	31,30	S8/4	4	K16/22	4	40	WHT	81.90
66	31	S7/2	4	S8/3	4	40	WHT	8.97
66	31	S8/3	4	K17/18	8	40	WHT	76.05
66	31	K17/18	4	K16/14	4	40	WHT	8.58
68	31	K16/14	4	K14/1	4	40	WHT	42.90
67	31,32	S7/1	4	K13/18	4	40	WHT	72.15
68	31,33	WAGO-KL	9	K1/54	4	40	WHT	29.25
68	31,33	WAGO-KL	9	J9/E	SOL	40	WHT	70.20
68	31,33	WAGO-KL	9	N4/16	4	40	WHT	27.30
68	31,33	WAGO-KL	9	K19/X1	SOL	42	WHT	25.35
69	31,34	K14/14	4	J9/F	SOL	40	WHT	89.70
70	32,35	K21/22	4	K14/4	4	40	WHT	33.15
71	32,26	K12/62	4	K11/34	4	40	WHT	9.75
71	32,26	K11/34	4	K21/21	4	40	WHT	12.48
72	32,27	R16/L	SOL	K14/3	4	40	WHT	24.18
72	32,27	K14/3	4	K1/01	4	40	WHT	52.65
73	32,28	K25/15	4	K14/A2	4	40	WHT	11.70
74	32,29	K19/X2	SOL	J9/P	SOL	42	WHT	93.60
75	32,30	K18/A2	4	J9/J	SOL	40	WHT	93.60
76	32,31	N2/J	4	X1/J2	4	40	WHT	25.35
77	32	N2/K	4	X1/K2	4	40	WHT	25.35
78	32,33	V1/~	4	F10/U/W	8	40	WHT	33.15
78	32,33	F10/U/W		K1/2	20	40	WHT	27.30
78	32,33	K1/2		N4/1	4	40	WHT	70.20
78	32,33	K1/2		N2/U	8	40	WHT	54.60
78	32,33	N2/U		N3/U	8	40	WHT	10.92
78	32,33	N3/U		N3/R	8	40	WHT	5.85
78	32,33	N3/R		N3/RU	4	40	WHT	7.80
79	32,34	K1/4	20	F10/V/W	4	40	WHT	29.25
79	32,34	K1/4		N4/2	4	40	WHT	72.15
79	32,34	K1/4		N2/V	8	40	WHT	56.55
79	32,34	N2/V		N3/V	8	40	WHT	10.92
79	32,34	N3/V		N3/S	4	40	WHT	5.85
80	33,35	V1/~	4	F10/W/W	8	40	WHT	31.20
80	33,35	F10/W/W		K1/6	20	40	WHT	31.20
80	33,35	K1/6		N4/3	4	40	WHT	74.10
80	33,35	K1/6		N2/W	8	40	WHT	58.50
80	33,35	N2/W		N3/W	4	40	WHT	10.92
82	33,27	V1/+	4	K15/A1	4	40	WHT	20.28
83	33,28	V1/-	4	K15/A2	4	40	WHT	31.20

Figure 6 . Wiring, Control Cabinet
Sheet 66 of 71

Fig. 6 - Wire List Table

WIRE REF NO.	FIG. 6 WIRE MARKING	FIG. 6 FROM	FIG. 6 ITEM NO.	FIG. 6 TO	FIG. 6 ITEM NO.	FIG. 6 ITEM NO.	WIRE COLOR	WIRE LENGTH	UOC
84	33,29	V2/+	4	K16/A1	4	40	WHT	19.50	FLW
85	33,30	V2/-	4	K16/A2	4	40	WHT	35.10	FLW
88	33	K18/23	4	K17/A1	4	40	WHT	7.80	FLW
89	33,34	K18/24	4	N3/ASKY	4	40	WHT	35.10	FLW
90	34,35	S9/4	4	K18/A1	4	40	WHT	89.70	FLW
90	34,35	K18/A1	4	K18/33	4	40	WHT	8.58	FLW
91	34,26	S9/3	4	K18/34	4	40	WHT	78.00	FLW
91	34,26	K18/34	4	K15/14	4	40	WHT	11.70	FLW
92	34,27	K16/13	4	K1/61	4	40	WHT	39.00	FLW
93	34,28	K1/62	4	K15/13	4	40	WHT	40.95	FLW
94	34,29	S16/2	SOL	S20/23	4	40	WHT	7.80	FLW
94	34,29	S20/23	4	H2/X1	4	40	WHT	20.67	FLW
94	34,29	H2/X1	4	H3/X1	4	40	WHT	3.90	FLW
94	34,29	H3/X1	4	H4/X1	4	40	WHT	3.90	FLW
94	34,29	H4/X1	4	H5/X1	4	40	WHT	3.90	FLW
94	34,29	H5/X1	4	N5/5	8	40	WHT	52.65	FLW
94	34,29	N5/5	4	K27/33	4	40	WHT	39.78	FLW
94	34,29	K27/33	4	K24/3	4	40	WHT	12.48	FLW
94	34,29	K24/3	4	K23/13	4	40	WHT	10.92	FLW
94	34,29	K23/13	4	K21/43	4	40	WHT	8.97	FLW
94	34,29	K21/43	4	K18/43	4	40	WHT	10.92	FLW
94	34,29	K18/43	4	K7/23	4	40	WHT	29.25	FLW
94	34,29	K7/23	4	K8/23	4	40	WHT	8.97	FLW
94	34,29	K8/23	4	K9/23	4	40	WHT	8.97	FLW
94	34,29	K9/23	4	K11/43	4	40	WHT	11.70	FLW
94	34,29	K11/43	4	K12/71	4	40	WHT	10.92	FLW
94	34,29	K12/71	4	X101/14	4	40	WHT	54.60	FLW
95	34,30	H12/X5	4	K18/44	4	40	WHT	78.00	FLW
96	34,31	N3/AKJ	4	K21/A1	4	40	WHT	37.05	FLW
97	34,32	K18/14	4	N3/+S	4	40	WHT	35.10	FLW
98	34,33	S10/4	4	K21/E1	4	40	WHT	85.80	FLW
99	34	K2/34	4	K4/34	4	40	WHT	11.70	FLW
99	34	K4/34	4	K7/34	4	40	WHT	11.70	FLW
99	34	K7/34	4	K8/34	4	40	WHT	8.58	FLW
99	34	K8/34	4	K9/34	4	40	WHT	8.58	FLW
99	34	K9/34	4	K27/44	4	40	WHT	33.15	FLW
99	34	K27/44	4	K21/14	4	40	WHT	14.82	FLW
99	34	K21/14	4	J9/K	SOL	40	WHT	89.70	FLW
100	26,35	H13/X5	4	K21/44	4	40	WHT	85.80	FLW
101	26,35	H17/X5	4	K11/44	4	40	WHT	79.95	FLW
102	26,35,27	H14/X5	4	K14/6	4	40	WHT	74.10	FLW
103	26,35,28	K1/84	4	J9/L	SOL	40	WHT	89.70	FLW
104	26,35,29	K23/34	4	J9/M	SOL	40	WHT	87.75	FLW
105	26,35,30	H15/X5	4	K23/14	4	40	WHT	70.20	FLW
106	26,35,31	H16/X5	4	K24/4	4	40	WHT	83.85	FLW
107	26,35,32	S19/4	4	K24/A1	4	40	WHT	81.90	FLW
107	26,35,32	K24/A1	4	K24/1	4	40	WHT	8.58	FLW
108	26,35,33	S18/2	4	S19/3	4	40	WHT	11.70	FLW
108	26,35,33	S18/2	4	K24/2	4	40	WHT	85.80	FLW
109	26,35,34	S20/24	4	H11/X1	8	40	WHT	21.45	FLW
109	26,35,34	H11/X1	4	H15/X1	4	40	WHT	25.35	FLW

Figure 6. Wiring, Control Cabinet
Sheet 67 of 71

Fig. 6 - Wire List Table

WIRE REF NO.	FIG. 6 ITEM NO. WIRE MARKING	FROM	FIG. 6 ITEM NO.	TO	FIG. 6 ITEM NO.	FIG. 6 ITEM NO.	WIRE COLOR	WIRE LENGTH
109	26,35,34	H11/X1	4	H13/X1	4	40	WHT	3.90
109	26,35,34	H13/X1	4	H10/X1	4	40	WHT	3.90
109	26,35,34	H10/X1	4	H9/X1	4	40	WHT	3.90
109	26,35,34	H9/X1	4	H8/X1	4	40	WHT	3.90
109	26,35,34	H15/X1	4	H102/X1	4	40	WHT	15.60
109	26,35,34	H102/X1	4	H103/X1	4	40	WHT	4.29
109	26,35,34	H103/X1	4	H101/X1	4	40	WHT	7.80
109	26,35,34	S20/24	4	H1/X1	4	40	WHT	7.02
109	26,35,34	H1/X1	4	H16/X1	4	40	WHT	11.70
109	26,35,34	H12/X1	4	H16/X1	4	40	WHT	13.65
109	26,35,34	H12/X1	4	H14/X1	4	40	WHT	9.36
109	26,35,34	H14/X1	4	H17/X1	4	40	WHT	8.97
110	26,35	K14/5	4	K12/72	4	40	WHT	25.35
114	26,29	N3/R'	4	K1/1	20	40	WHT	50.70
114	26,29	K1/1		F11/W	8	40	WHT	17.55
114	26,29	F11/W		V2/~	8	40	WHT	31.20
114	26,29	V2/~		P4a/13	4	40	WHT	11.70
114	52	K1/1	22	BAR/L1	22	45	WHT	X15.60
114	52	K1/1	22	BAR/L1	22	45	WHT	X14.04
114	52	BAR/L1	22	X2/L1	17	45	WHT	X24.18
114	52	BAR/L1	22	X2/L1	17	45	WHT	X24.18
115	26,30	K1/3	20	N3/S'	4	40	WHT	44.85
115	26,30	K1/3		V2/~	8	40	WHT	39.00
115	26,30	V2/~		P4a/14	4	40	WHT	11.70
115	52	K1/3	22	BAR/L2	22	45	WHT	X15.60
115	52	K1/3	22	BAR/L2	22	45	WHT	X14.04
115	52	BAR/L2	22	X2/L2	17	45	WHT	X22.62
115	52	BAR/L2	22	X2/L2	17	45	WHT	X22.62
116	52	K1/5	22	BAR/L3	22	45	WHT	X15.60
116	52	K1/5	22	BAR/L3	22	45	WHT	X14.04
116	52	BAR/L3	22	X2/L3	17	45	WHT	X27.30
116	52	BAR/L3	22	X2/L3	17	45	WHT	X27.30
117	26,32	T1/K	4	N2/Jb	4	40	WHT	25.35
118	26,33	T1/L	4	N2/Ja	4	40	WHT	27.30
121	26,27	T5/K	4	N3/JR	4	40	WHT	40.17
122	26,27	T5/L	4	T6/L	4	40	WHT	4.29
122	26,27	T6/L	4	T7/L	4	40	WHT	4.29
122	26,27	T7/L	4	N3/OVJ	4	40	WHT	37.05
123	26,27,28	T6/K	4	N3/JS	4	40	WHT	38.22
124	26,27,29	T7/K	4	N3/JT	4	40	WHT	35.10
128	26,27,33	P1/O	4	T8/L	4	40	WHT	101.40
129	26,27,34	P1/U	4	P4a/3	4	40	WHT	97.50
130	26,28,35	P2/O	4	T9/L	4	40	WHT	97.50
131	26,28	P2/U	4	P4a/6	4	40	WHT	93.60
132	26,28,27	P3/O	4	T10/L	4	40	WHT	93.60
133	26,28	P3/U	4	P4a/9	4	40	WHT	89.70
134	26,28,29	P4/+	4	P4a/41	4	40	WHT	91.65
135	26,28,30	P4/-	4	P4a/44	4	40	WHT	91.65
136	26,28,31	S11/1	4	P6/LH	4	40	WHT	4.29
137	26,28,32	S11/3	4	P6/RH	4	40	WHT	3.51
138	26,28,33	K13/A1	4	K26/18	8	40	WHT	35.10

Figure 6 . Wiring, Control Cabinet
Sheet 68 of 71

Fig. 6 - Wire List Table

REF NO.	WIRE MARKING	FROM	ITEM NO.	TO	ITEM NO.	ITEM NO.	WIRE COLOR	WIRE LENGTH	UOC
138	26,28,33	K26/18		F12/98	8	40	WHT	35.10	FLW
138	26,28,33	F12/98		N3/AKU	8	40	WHT	39.00	FLW
138	26,28,33	N3/AKU		N3/RK1	8	40	WHT	7.80	FLW
138	26,28,33	N3/RK1		N3/AKP	4	40	WHT	7.80	FLW
141	52	GND M12	14	X2/N	17	45	WHT	X17.55	FLW
141	26,29	X2/N	17	S11/12	4	40	WHT	93.60	FLW
141	26,29	X2/N		N3/MP	4	40	WHT	70.20	FLW
141	26,29	X2/N		J1/WHT	4	40	WHT	39.00	FLW
144	26,29	S11/10	4	F10/V/A	7	40	WHT	79.95	FLW
144	26,29	F10/V/A		P4a/2	4	40	WHT	33.15	FLW
144	26,29	F10/V/A		T14/4	8	40	WHT	18.72	FLW
144	26,29	T14/4		T15/4	4	40	WHT	7.80	FLW
145	26,29,30	S11/6	4	F10/V/A	7	40	WHT	79.95	FLW
145	26,29,30	F10/V/A		P4a/5	4	40	WHT	35.10	FLW
145	26,29,30	F10/V/A		T14/12	8	40	WHT	18.72	FLW
145	26,29,30	T14/12		T15/12	4	40	WHT	7.80	FLW
146	26,29,31	S11/2	4	F10/W/A	8	40	WHT	79.95	FLW
146	26,29,31	F10/W/A		P4a/8	4	40	WHT	37.05	FLW
149	26,29,34	F11/A	4	J1/BLK	4	40	WHT	97.50	FLW
158	26,30,33	K25/Y1	4	K25/Y2	8	40	WHT	5.85	FLW
158	26,30,33	K25/Y2		K25/Y3	4	40	WHT	5.85	FLW
160	26,31,35	T11/K	4	N2/X	4	40	WHT	35.10	FLW
161	26,31	T13/K	4	N2/Y	4	40	WHT	29.25	FLW
162	26,31,27	K27/22	4	S15/14	4	40	WHT	91.65	FLW
163	26,31,28	F12/T1	4	X1/T1	4	40	WHT	33.15	FLW
164	26,31,29	F12/T2	4	X1/T2	4	40	WHT	33.15	FLW
165	26,31,30	J9/C	SOL	K12/A2	4	40	WHT	91.65	FLW
166	26,31	T8/K	4	P4a/1	4	40	WHT	25.35	FLW
167	26,31,32	T9/K	4	P4a/4	4	40	WHT	23.40	FLW
168	26,31,33	T10/K	4	P4a/7	4	40	WHT	21.45	FLW
169	26,31,34	K17/Y1	4	K17/Y2	4	40	WHT	5.85	FLW
170	26,32,35	T11/L	4	T12/K	4	40	WHT	5.85	FLW
171	26,32	T12/L	4	T13/L	4	40	WHT	4.29	FLW
172	26,32,27	R16/U	SOL	K1/A1	4	40	WHT	35.10	FLW
173	26,32,28	P5/4	4	T14/5	4	40	WHT	68.30	FLW
174	26,32,29	P5/5	4	T14/9	4	40	WHT	66.30	FLW
175	26,32,30	S12/14	4	S13/13	4	40	WHT	15.60	FLW
176	26,32,31	S13/14	4	S14/13	4	40	WHT	10.14	FLW
177	26,32	S14/14	4	S15/13	4	40	WHT	15.60	FLW
185	26,33,30	K20/X2	SOL	K14/13	3	42	WHT	40.95	FLW
186	26,33,31	K19/C3	SOL	J9/U	SOL	40	WHT	89.70	FLW
187	26,33,32	K14/43	4	J9/G	SOL	40	WHT	93.60	FLW
188	26,33	K19/B3	SOL	K20/B1	SOL	40	WHT	3.12	FLW
189	26,33,34	K20/B2	SOL	N2/S	4	40	WHT	16.77	FLW
190	26,34,35	K20/A2	SOL	N2/P	4	40	WHT	16.77	FLW
191	26,34	T15/9	4	N2/UH	4	40	WHT	17.55	FLW
192	26,34,27	K28/13	4	V15/-	4	40	WHT	17.55	FLW
193	26,34,28	K28/A2	4	V15/-	4	40	WHT	15.60	FLW
196	26,34,31	K14/A1	4	K12/B1	4	40	WHT	10.92	FLW
200	27,35	S22/1	4	K27/14	4	40	WHT	74.10	FLW
201	27,35,26	S22/2	4	K27/A1	4	40	WHT	78.00	FLW

Figure 6 . Wiring, Control Cabinet
Sheet 69 of 71

Fig. 6 - Wire List Table

NO.	MARKING	FROM	NO.	TO	NO.	NO.	COLOR	LENGTH	UOC
201	27,35,26	K27/A1	4	N3/AKP	4	40	WHT	29.25	FLW
202	27,35	H11/X5	4	K27/34	4	40	WHT	74.10	FLW
203	27,35,28	H103/X5	4	X101/11	4	40	WHT	87.75	FLW
204	27,35,29	H101/X5	4	X101/12	4	40	WHT	89.70	FLW
205	27,35,30	H102/X5	4	X101/13	4	40	WHT	87.75	FLW
206	27,35,31	S101/2	4	X101/3	4	40	WHT	89.70	FLW
207	27,35,32	S101/1	4	X101/25	4	40	WHT	89.70	FLW
207	27,35,32,	S101/1	4	S102/3	4	40	WHT	5.46	FLW
208	27,35,33	S102/4	4	X101/27	4	40	WHT	89.70	FLW
209	27,35,34	K6/21	4	X101/26	4	40	WHT	44.85	FLW
210	27,26,35	K6/22	4	X101/4	4	40	WHT	39.00	FLW
211	27,26	K10/A1	4	X101/18	4	40	WHT	51.87	FLW
215	27,26,30	T2/K	4	N4/4	4	40	WHT	46.80	FLW
216	27,26,31	T2/L	4	N4/5	4	40	WHT	48.36	FLW
217	27,26,32	T3/K	4	N4/6	4	40	WHT	43.29	FLW
218	27,26,33	T3/L	4	N4/7	4	40	WHT	44.85	FLW
219	27,26,34	T4/K	4	N4/8	4	40	WHT	39.39	FLW
220	27,35	T4/L	4	N4/9	4	40	WHT	40.95	FLW
279	27,32,34	X3/16	5	X101/16	5	41	WHT	40.95	FLW
281	27,33,26	X3/31	6	X101/31	5	41	WHT	40.95	FLW
		GND DOOR	11	GND CAB	11	49	YEL/GRN	11.70	FLW
		GND CON	11	GND CAB	11	49	YEL/GRN	11.70	FLW
		N2/PE	4	GND M8	15	50	YEL/GRN	23.40	FLW
		GND M8		N3/PE	4	50	YEL/GRN	17.55	FLW
		GND M8		X101/PE	4	50	YEL/GRN	50.70	FLW
		T8/K	4	GNDM8	11	50	YEL/GRN	40.95	FLW
		GND M8		T9/K	4	50	YEL/GRN	39.00	FLW
		GND M8		T10/K	4	50	YEL/GRN	37.05	FLW
		GND CON	13	J1 GND	12	50	YEL/GRN	3.90	FLW
195	26,34,30	N4/SHIELD	SOL	K19/A2	3	40	WHT	25.35	FLW
N4-J9		N4/10 WHT	3	J9/R WHT	SOL	46	GRY	78.00	FLW
N4-J9		N4/11 BRN	3	J9/S BRN	SOL	46	GRY		FLW
N4-J9				J9/T SHI	SOL	48	BLK		FLW
R4-N4		R4/1 GRN	SOL	N4/13 GRN	53	47	GRY	54.60	FLW
SHIELD						51	BLK	3.90	FLW
R4-N4		R4/2 WHT	SOL	N4/15 WHT	2	47	GRY		FLW
		R4/3 BRN	SOL	N4/17 BRN	2	47	GRY		FLW
R3-N2		R3/1 BRN	SOL	N2/b BRN	3	46	GRY	52.65	FLW
		R3/3 WHT	SOL	N2/c WHT	3				FLW
SHIELD				N2/1 BLK	3	48	BLK	2.73	FLW
R2-N5		R2/a WHT	SOL	N5/6 WHT	3	46	GRY	58.50	FLW
		R2/bc BRN	SOL	N5/3 BRN	3				FLW
SHIELD				N5/2 BLK	3	48	BLK	3.12	FLW
N1-N4		N1/7 WHT	3	N4/15 WHT	3	46	GRY	23.40	FLW

Figure 6. Wiring, Control Cabinet
Sheet 70 of 71

Fig. 6 - Wire List Table

WIRE REF NO.	ITEM NO. WIRE MARKING	FROM	FIG. 6 ITEM NO.	TO	FIG. 6 ITEM NO.	FIG. 6 ITEM NO.	WIRE COLOR	WIRE LENGTH	UOC
		N1/8BRN	3	N4/14BRN	3				FLW
SHIELD		N1/12BLK	3			48	BLK	11.70	FLW
	N2-J9	N2/A BRN	3	J9/X BRN	SOL	46	GRY	68.25	FLW
		N2/E WHT	3	J9/Y WHT	SOL	46			FLW
SHIELD		N3/0 BLK	3			48	BLK	9.75	FLW
				J9/Z BLK	SOL	48	BLK	1.95	FLW
0	35	J102/V	SOL	X101/6	4		WHT/BRN/VIO	124.00	FLW
0	35	J102/R	SOL	X101/23	4		WHT/YEL	124.00	FLW
0	35	J102/S	SOL	X101/24	4		WHT/BRN/RED	124.00	FLW
0	35	J102/C	SOL	X101/29	4		WHT/VIO	124.00	FLW
0	35	J102/D	SOL	X101/30	4		WHT/BLK/GRN	124.00	FLW
253	27,30,28	J102/N	SOL	X101/21	4		WHT/BLK/ORA	124.00	FLW
253	27,30,28	J102/P	SOL	X101/22	4		WHT/BLK/BLU	124.00	FLW
254	27,30,29	J102/G	SOL	X101/2	4		WHT/ORA	124.00	FLW
257	27,30,32	J102/T	SOL	X101/28	4		WHT/BRN/YEL	124.00	FLW
260	27,31,35	J102/U	SOL	X101/5	4		WHT/BRN/GRN	124.00	FLW
261	27,31,28	J102/K	SOL	X101/7	4		WHT/BLK/GRY	124.00	FLW
262	27,31	J102/M	SOL	X101/8	4		WHT/BLU	124.00	FLW
266	27,31	J102/J	SOL	X101/10	4		WHT/BLK/RED	124.00	FLW
271	27,32,26	J102/L	SOL	X101/15	4		WHT/RED	124.00	FLW
280	27,33,35	J102/B	SOL	X101/9	4		WHT/BRN/ORA	124.00	FLW
281	27,33,26	J102/E	SOL	X101/32	4		WHT/BLK/YEL	124.00	FLW
281	27,33,26	J102/F	SOL	X101/33	4		WHT/BLK/VIO	124.00	FLW

SECTION II

TM 9-6115-668-23P

(1) ILLUSTRATION		(2)	(3)	(4)	(5)	(6)	(7)
(a) FIG NO.	(b) ITEM NO.	SMR CODE	NATIONAL STOCK NUMBER	CAGEC	PART NUMBER	DESCRIPTION AND USABLE ON CODES (UOC)	QTY IN UNIT
<p>GROUP 020101 CONTROL CABINET ASSEMBLY, WIRING</p>							
6	1	XCFFF		D0857	9-073-003-0014	WIRING,CONTROL CABINET	1
6	2	PAFZZ	5940-12-338-1094	D0857	170.01.0001	FERRULE,ELECTRICAL AWG 20 ORANGE	10
6	3	PAFZZ	5940-12-300-1350	D0857	170.01.0002	FERRULE,ELECTRICAL AWG 18 WHITE	17
6	4	PAFZZ	5940-12-335-8520	D0857	170.01.0006	FERRULE,ELECTRICAL AWG 15 RED	556
6	5	PAFZZ	5940-12-338-8596	D8857	901916	FERRULE,ELECTRICAL AWG 14 BLUE	41
6	6	PAFZZ	5940-12-337-7544	D9477	VG96933T20A019A	FERRULE,ELECTRICAL AWG 11 GREY	12
6	7	PAFZZ	5940-12-331-9162	D0857	170.01.0012	FERRULE,ELECTRICAL AWG 11 BLACK	14
6	8	PAFZZ	5940-12-345-6187	D0857	170.01.0027	FERRULE,ELECTRICAL 2X1.5	51
6	9	PAFZZ	5940-12-154-6859	D8286	DIN46228-A1,5-10	FERRULE,ELECTRICAL 1.5 PLAIN	4
6	10	PAFZZ	5940-12-149-8634	D2096	RSY7119A5-10	TERMINAL,LUG	1
6	11	PAFZA	5940-12-143-7570	D2096	RSY7112A5-6	TERMINAL,LUG	5
6	12	PAFZZ	5940-12-144-9623	D2096	RSY7104A4-1	TERMINAL,LUG	2
6	13	PAFZZ	5940-12-146-8497	D2096	RSY7105A5-1	TERMINAL,LUG	1
6	14	PAFZZ	5940-12-151-4520	D9477	VG96933T13A057A	TERMINAL,LUG	1
6	15	PAFZZ	5940-12-145-0065	D2096	RSY7115A8-6	TERMINAL,LUG	2
6	16	PAFZZ	5940-12-143-7569	D2096	RSY7109A5-2,5	TERMINAL,LUG	1
6	17	PAFZZ	5940-12-153-7904	D9477	VG96933T13A058A	TERMINAL,LUG	7
6	18	PAFZZ	5940-12-145-4378	D2096	RSY7155A4-6	TERMINAL,LUG	1
6	19	PAFZZ	5940-12-345-4667	D2096	RSY7104C4-1	TERMINAL,LUG	2
6	20	PAFZZ	5940-12-144-9366	D2096	RSY7117A10-6	TERMINAL,LUG	5
6	21	PAFZZ	5940-12-145-4265	D2096	RSQ5338-6	TERMINAL,LUG	1
6	22	PAFZZ	5940-12-175-7368	D9477	VG96933T13A056A	TERMINAL,LUG	18
6	23	PAFZZ	5940-12-154-2214	D2096	RSP7500F6,3-1	TERMINAL,QUICK DISCONNECT	18
6	24	PAFZZ	5940-12-192-2779	D2096	RSP7530X6,3-1	TERMINAL,QUICK DISCONNECT	11
6	25	PAFZZ	5940-12-166-3233	D2096	RSP7502F6,3-6	TERMINAL,QUICK DISCONNECT	1
6	26	PAFZZ	5975-12-173-1194	D0857	405.11.0005	SLEEVE,MARKER,CABLE PA1/3 YELLOW/ BLACK 1	434
6	27	PAFZZ	5975-12-173-1195	D0857	405.11.0006	SLEEVE,MARKER,CABLE PA1/3 YELLOW/ BLACK 2	146
6	28	PAFZZ	5975-12-173-1196	D0857	405.11.0007	SLEEVE,MARKER,CABLE PA1/3 YELLOW/ BLACK 3	174
6	29	PAFZZ	5975-12-173-1197	D0857	405.11.0008	SLEEVE,MARKER,CABLE PA1/3 YELLOW/ BLACK 4	216
6	30	PAFZZ	5975-12-173-1198	D0857	405.11.0009	SLEEVE,MARKER,CABLE PA1/3 YELLOW/ BLACK 5	100
6	31	PAFZZ	5975-12-173-1199	D0857	405.11.0010	SLEEVE,MARKER,CABLE PA1/3 YELLOW/ BLACK 6	112
6	32	PAFZZ	5975-12-173-1200	D0857	405.11.0011	SLEEVE,MARKER,CABLE PA1/3 YELLOW/ BLACK 7	114
6	33	PAFZZ	5975-12-173-1201	D0857	405.11.0012	SLEEVE,MARKER,CABLE PA1/3 YELLOW/ BLACK 8	116
6	34	PAFZZ	5975-12-186-2519	D0857	405.11.0013	SLEEVE,MARKER,CABLE PA1/3 YELLOW/ BLACK 9	166
6	35	PAFZZ	5975-12-173-1193	D0857	405.11.0014	SLEEVE,MARKER,CABLE PA1/3 YELLOW/ BLACK 0	254
6	36	MFFZZ		D0857	115.04.0022	SLEEVE,SHRINKABLE (MAKE FROM (D8527) P/N 305-06400) AS REQUIRED	1
6	37	MFFZZ		D0857	115.04.0025	SLEEVE,SHRINKABLE (MAKE FROM (D8527) P/N 305-04800) AS REQUIRED	1
6	38	MFFZZ	4720-12-345-7673	D0857	175.03.0002	TUBING,NONMETALLIC (MAKE FROM (D0857) P/N 175.03.0002) AS REQUIRED	1
6	39	MFFZZ		D0857	180.03.0002	WIRE,ELECTRICAL (MAKE FROM (83873) P/N NOMEX155-U 4.00 "F" WHT) AS REQUIRED	1
6	40	MFFZZ	6145-01-456-0876	83873	NOMEX155-U 1.50 "F" WHT	WIRE,ELECTRICAL (MAKE FROM (83873) P/N NOMEX155-U 1.50 "F" WHT) AS REQUIRED	1

SECTION II

TM 9-6115-668-23P

(1) ILLUSTRATION		(2)	(3)	(4)	(5)	(6)	(7)
(a) FIG NO.	(b) ITEM NO.	SMR CODE	NATIONAL STOCK NUMBER	CAGEC	PART NUMBER	DESCRIPTION AND USABLE ON CODES (UOC)	QTY INC IN UNIT
6	41	MFFZZ	6145-01-456-0903	83873	NOMEX155-U 2.50 "F" WHT	WIRE,ELECTRICAL (MAKE FROM (83873) P/N NOMEX155-U 2.50 "F" WHT) AS REQUIRED	1
6	42	MFFZZ		D0857	180.03.0006	WIRE,ELECTRICAL (MAKE FROM (83873) P/N NOMEX155-U 0.75 "F" WHT) AS REQUIRED	1
6	43	MFFZZ		D0857	180.03.0008	WIRE,ELECTRICAL (MAKE FROM (83873) P/N NOMEX155-U 1.00 "F" WHT) AS REQUIRED	1
6	44	MFFZZ		D0857	180.03.0023	WIRE,ELECTRICAL (MAKE FROM (83873) P/N NOMEX155-U 6.00 "F" WHT) AS REQUIRED	1
6	45	MFFZZ		D0857	180.03.0027	CABLE,SPECIAL PURPOSE (MAKE FROM (83873) P/N NOMEX155-U 50.00 "F" WHT) ASREQUIRED	1
6	46	MFFZZ	6145-12-324-1302	D0857	180.05.0001	CABLE,SPECIAL PURPOSE (MAKE FROM (C3033) P/N LIYCY2X0,75GR) AS REQUIRED	1
6	47	MFFZZ	6145-12-310-4652	D0857	180.05.0002	CABLE,SPECIAL PURPOSE (MAKE FROM (C3033) P/N LIYCY3X0,50GR) AS REQUIRED	1
6	48	MFFZZ		D0857	180.06.0029	CABLE (MAKE FROM (D1230) P/N 5DA2020-5) AS REQUIRED	1
6	49	MFFZZ		D0857	180.06.0031	CABLE (MAKE FROM (D1230) P/N 5DA2388-5) AS REQUIRED	1
6	50	MFFZZ		D0857	180.06.0033	CABLE (MAKE FROM (D1230) P/N 5DA2377-5) AS REQUIRED	1
6	51	MFFZZ		D0857	180.06.0085	WIRE,ELECTRICAL (MAKE FROM (D1230) P/N 5DA2010-5) AS REQUIRED	1
6	52	PAFZZ	5975-12-345-5137	D0857	405.11.0015	SLEEVE,MARKER,CABLE PA3/6 PLAIN	24
6	53	PAFZZ	5940-12-313-4953	D0857	170.01.0004	FERRULE,ELECTRICAL AWG 17 YELLOW	1
END OF FIGURE							

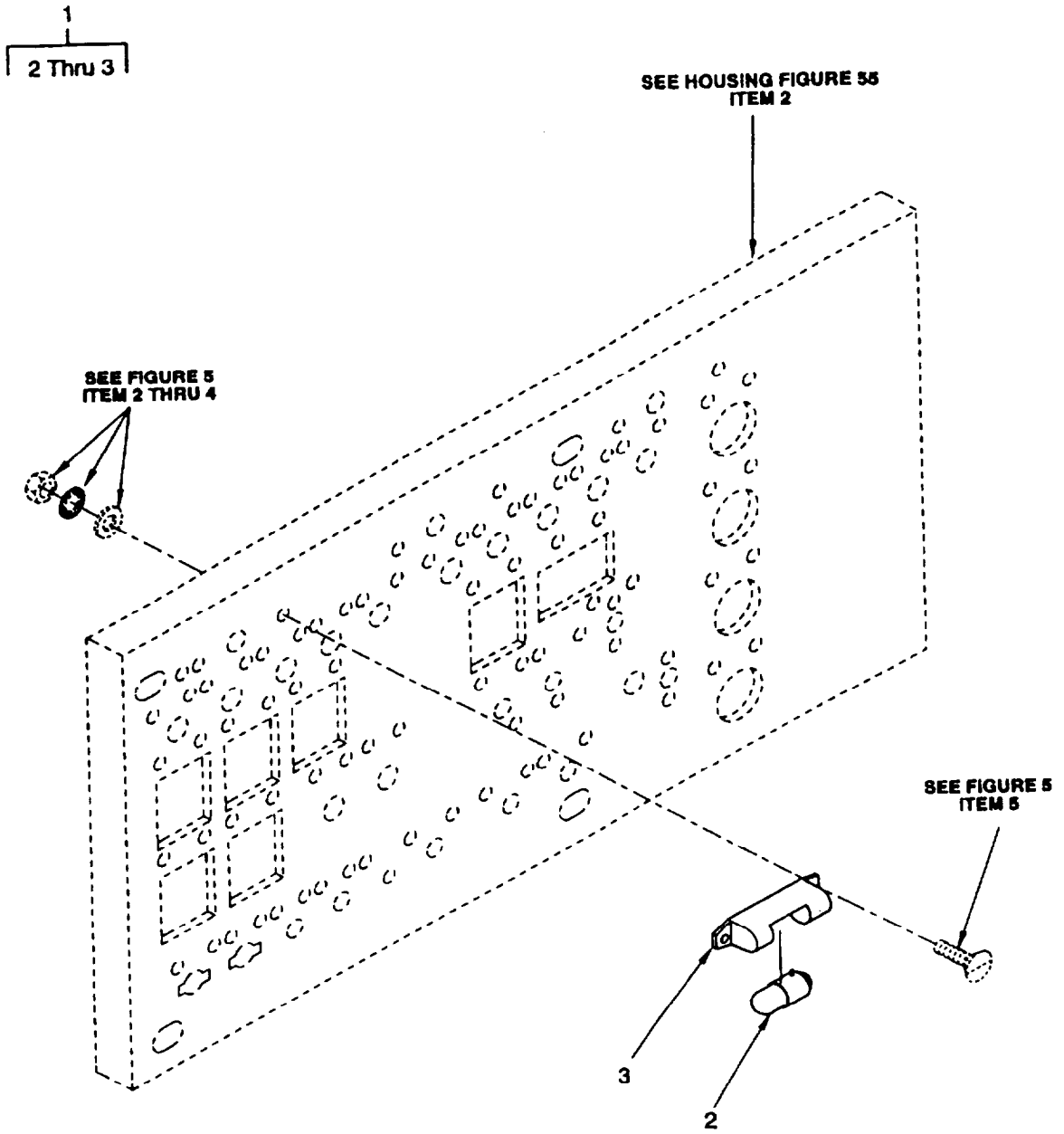


Figure 7 Light Assembly, Panel Illumination

SECTION II

TM 9-6115-668-23P

(1) ILLUSTRATION		(2)	(3)	(4)	(5)	(6)	(7)
(a) FIG NO.	(b) ITEM NO.	SMR CODE	NATIONAL STOCK NUMBER	CAGEC	PART NUMBER	DESCRIPTION AND USABLE ON CODES (UOC)	QTY INC IN UNIT
7	1	PAOOO		D0857	235.07.0001	GROUP 020102 CONTROL CABINET ASSEMBLY, LIGHT, PANEL ILLUMINATION	
7	2	PAOZZ	6240-12-328-2563	D8095	8GP 002 067-241	LIGHT ASSEMBLY,PANEL ILLUMINATION	3
7	3	PAOZZ	6210-12-121-7333	D8095	2AB 001 208-021	LAMP	1
						LIGHT,PANEL	1
						END OF FIGURE	

1
2 Thru 6

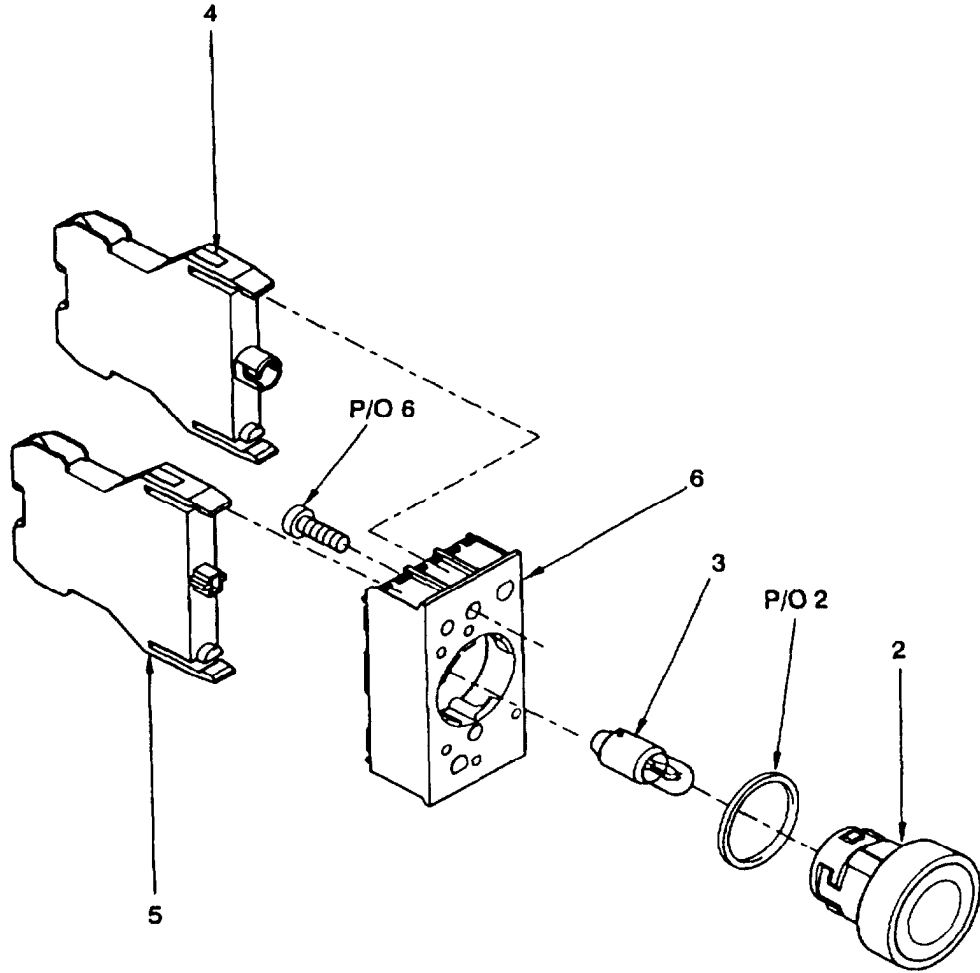


Figure 8. Push Button Switch and Indicator Assembly,Red

SECTION II

TM 9-6115-668-23P

(1) ILLUSTRATION		(2)	(3)	(4)	(5)	(6)	(7)
(a) FIG NO.	(b) ITEM NO.	SMR CODE	NATIONAL STOCK NUMBER	CAGEC	PART NUMBER	DESCRIPTION AND USABLE ON CODES (UOC)	QTY INC IN UNIT
8	1	XBOOO		D0857	390.30.0013	GROUP 020103 CONTROL CABINET ASSEMBLY, PUSH BUTTON SWITCH AND INDICATOR, RED PUSH BUTTON SWITCH AND INDICATOR ASSEMBLY, RED	1
8	2	PAOZZ	6210-12-307-8053	C4739	3SB1001-0AC01	LENS,LIGHT PUSH BUTTON,RED	1
8	3	PAOZZ	6240-12-120-7952	D1149	3SX1344	LAMP,INCANDESCENT	1
8	4	PAOZZ	6210-12-334-8769	D1149	3SB1400-2P	LIGHT,INDICATOR	1
8	5	PAOZZ	5999-01-299-5591	0ACF4	3SB1400-0C	CONTACT ASSEMBLY,ELECTRICAL	1
8	6	PAOZZ	5930-12-198-2562	D1149	3SB1902-1AC	RETAINER,ELECTRICAL(MOUNTING HARDWARE INCLUDED)	1
						END OF FIGURE	

1
2 Thru 6

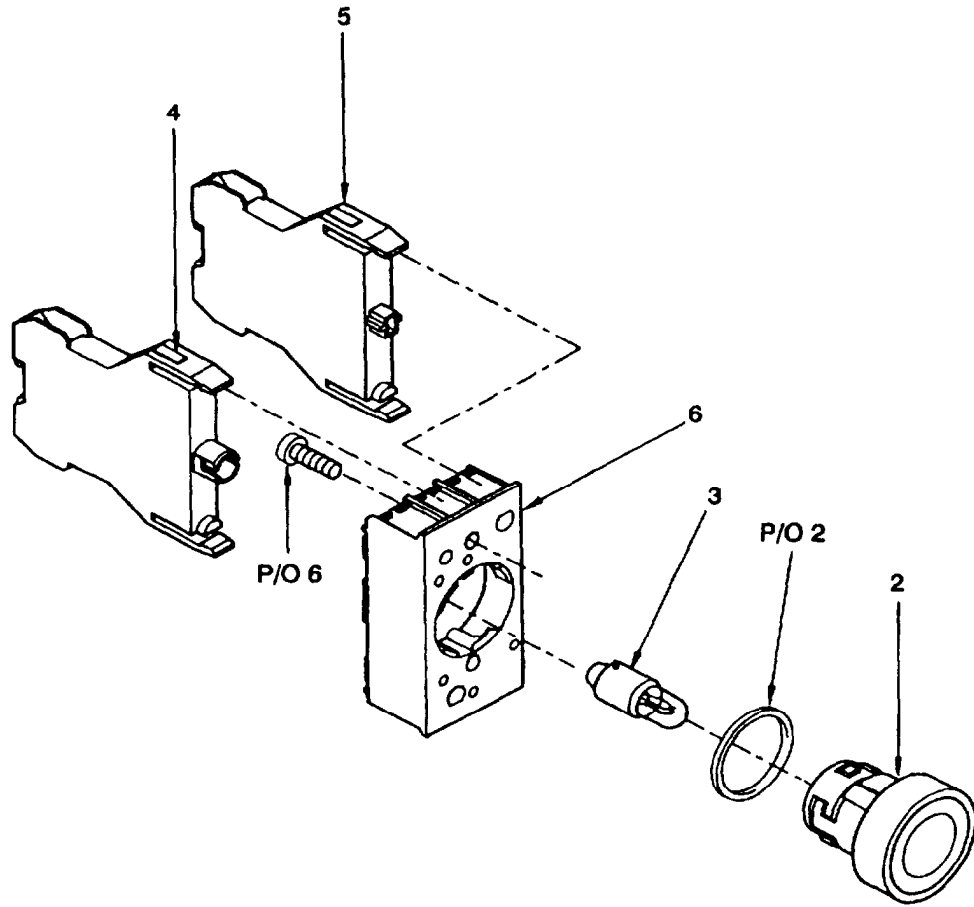


Figure 9. Push Button Switch and Indicator Assembly,Red

SECTION II

TM 9-6115-668-23P

(1) ILLUSTRATION		(2)	(3)	(4)	(5)	(6)	(7)
(a) FIG NO.	(b) ITEM NO.	SMR CODE	NATIONAL STOCK NUMBER	CAGEC	PART NUMBER	DESCRIPTION AND USABLE ON CODES (UOC)	QTY INC IN UNIT
						GROUP 020103A CONTROL CABINET ASSEMBLY, PUSH BUTTON SWITCH AND INDICATOR, RED	
9	1	XBOOO		D0857	390.30.0014	PUSH BUTTON SWITCH AND INDICATOR ASSEMBLY,RED	1
9	2	PAOZZ	6210-12-307-8053	C4739	3SB1001-0AC01	LENS,LIGHT PUSH BUTTON,RED	1
9	3	PAOZZ	6240-12-120-7952	D1149	3SX1344	LAMP,INCANDESCENT	1
9	4	PAOZZ	6210-12-334-8769	D1149	3SB1400-2P	LIGHT,INDICATOR	1
9	5	PAOZZ	5930-12-195-4529	D1149	3SB1400-0B	SWITCH,PUSH	1
9	6	PAOZZ	5930-12-198-2562	D1149	3SB1902-1AC	RETAINER,ELECTRICAL (MOUNTING HARDWARE INCLUDED)	1
						END OF FIGURE	

1
2 Thru 6

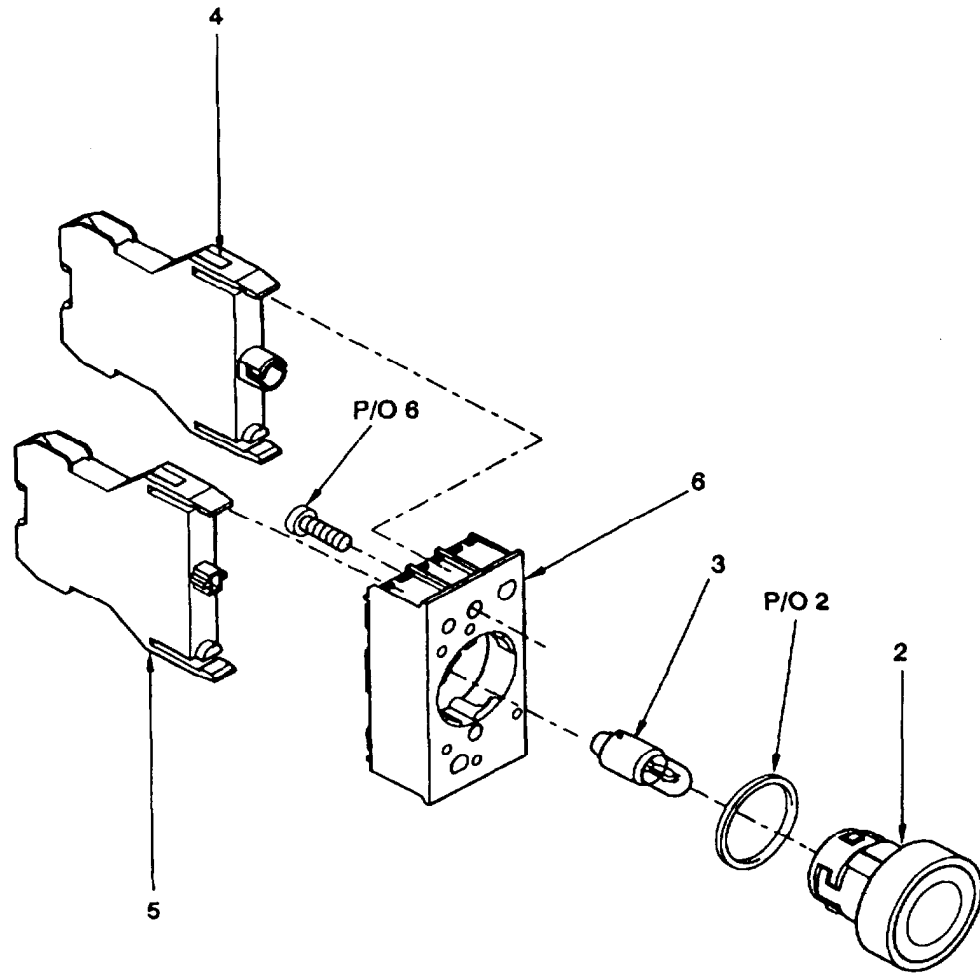


Figure 10. Push Button Switch and Indicator Assembly, Red

SECTION II

TM 9-6115-668-23P

(1) ILLUSTRATION		(2)	(3)	(4)	(5)	(6)	(7)
(a) FIG NO.	(b) ITEM NO.	SMR CODE	NATIONAL STOCK NUMBER	CAGEC	PART NUMBER	DESCRIPTION AND USABLE ON CODES (UOC)	QTY INC IN UNIT
10	1	XBOOO		D0857	390.30.0022	GROUP 020103B CONTROL CABINET ASSEMBLY, PUSH BUTTON SWITCH ASSY, RED PUSH BUTTON SWITCH AND INDICATOR ASSEMBLY,RED	1
10	2	PAOZZ	6210-12-307-8053	C4739	3SB1001-0AC01	LENS,LIGHT PUSH BUTTON,RED	1
10	3	PAOZZ	6240-12-120-7952	D1149	3SX1344	LAMP,INCANDESCENT	1
10	4	PAOZZ		D1149	3SB1400-2R	LAMPHOLDER	1
10	5	PAOZZ	5999-01-299-5591	0ACF4	3SB1400-0C	CONTACT ASSEMBLY,ELECTRICAL	1
10	6	PAOZZ	5930-12-198-2562	D1149	3SB1902-1AC	RETAINER,ELECTRICAL (MOUNTING HARDWARE INCLUDED)	1
						END OF FIGURE	

1
2 Thru 6

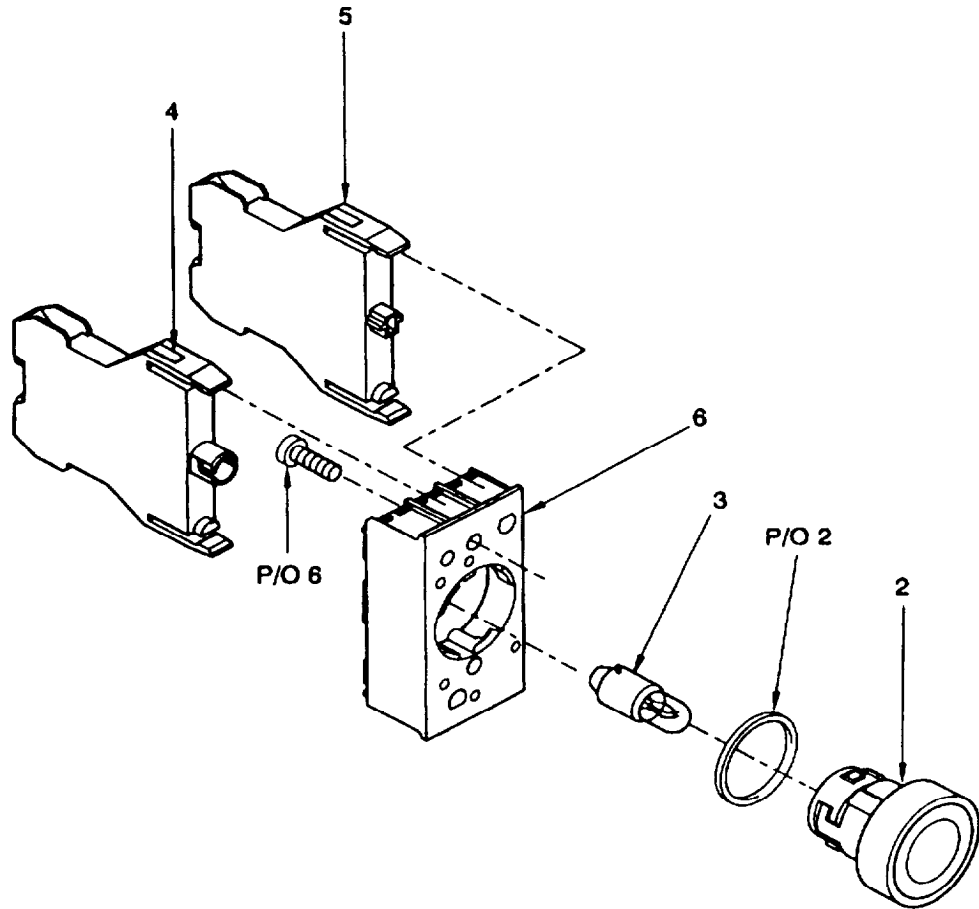


Figure 11. Push Button Switch and Indicator Assembly, Green

SECTION II

TM 9-6115-668-23P

(1) ILLUSTRATION		(2)	(3)	(4)	(5)	(6)	(7)
(a) FIG NO.	(b) ITEM NO.	SMR CODE	NATIONAL STOCK NUMBER	CAGEC	PART NUMBER	DESCRIPTION AND USABLE ON CODES (UOC)	QTY INC IN UNIT
11	1	XBOOO		D0857	390.30.0016	GROUP 020103C CONTROL CABINET ASSEMBLY, PUSH BUTTON SWITCH AND INDICATOR, GREEN SWITCH,PUSH AND INDICATOR ASSEMBLY, GREEN	1
11	2	PAOZZ	5930-12-333-6051	D1149	3SB1001-0AE01	PUSH BUTTON GREEN	1
11	3	PAOZZ	6240-12-120-7952	D1149	3SX1344	LAMP,INCANDESCENT	1
11	4	PAOZZ	6210-12-334-8769	D1149	3SB1400-2P	LIGHT,INDICATOR	1
11	5	PAOZZ	5930-12-195-4529	D1149	3SB1400-0B	SWITCH,PUSH	1
11	6	PAOZZ	5930-12-198-2562	D1149	3SB1902-1AC	RETAINER,ELECTRICAL (MOUNTING HARDWARE INCLUDED)	1
						END OF FIGURE	

1
2 Thru 6

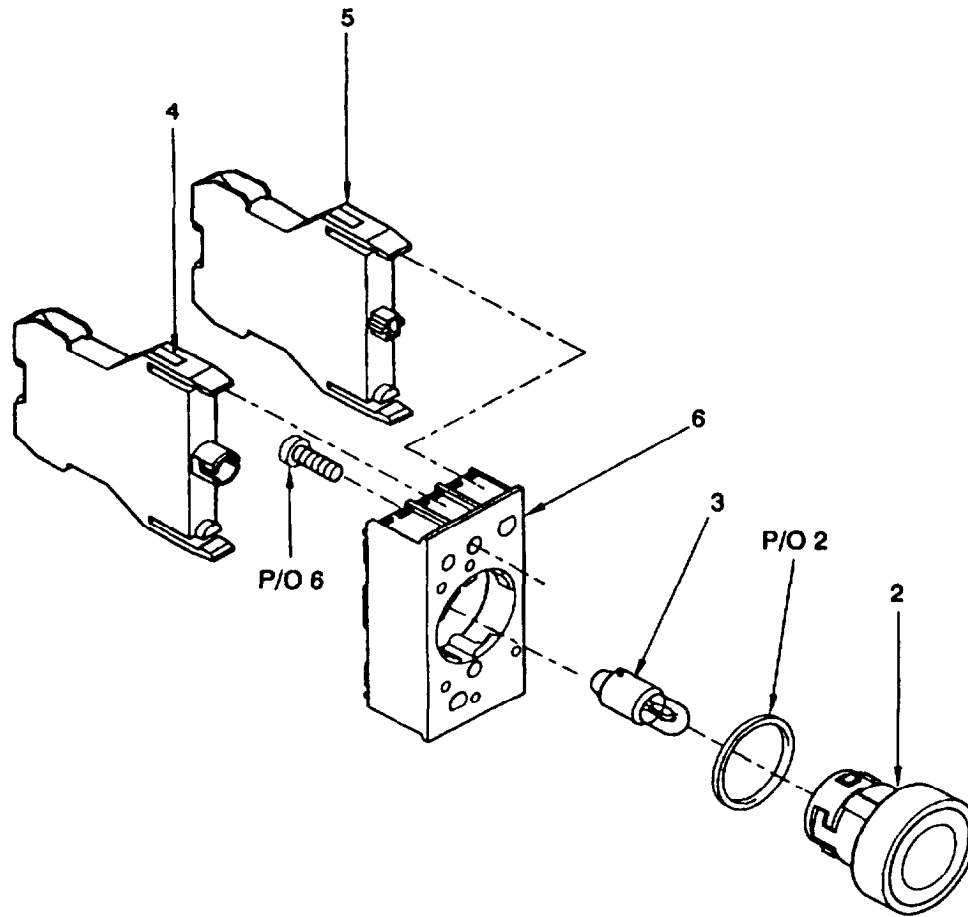


Figure 12. Push Button Switch and Indicator Assembly, White

SECTION II

TM 9-6115-668-23P

(1) ILLUSTRATION		(2)	(3)	(4)	(5)	(6)	(7)
(a) FIG NO.	(b) ITEM NO.	SMR CODE	NATIONAL STOCK NUMBER	CAGEC	PART NUMBER	DESCRIPTION AND USABLE ON CODES (UOC)	QTY INC IN UNIT
						GROUP 020103D CONTROL CABINET ASSEMBLY PUSH BUTTON SWITCH AND INDICATOR, WHITE	
12	1	XBOOO		D0857	390.30.0015	PUSH BUTTON SWITCH AND INDICATOR	
12	2	PAOZZ	6210-12-307-8055	D1149	3SB1000-0AG01	SWITCH,PUSH WHITE	1
12	3	PAOZZ	6240-12-120-7952	D1149	3SX1344	LAMP,INCANDESCENT	1
12	4	PAOZZ	6210-12-334-8769	D1149	3SB1400-2P	LIGHT,INDICATOR	1
12	5	PAOZZ	5930-12-195-4529	D1149	3SB1400-0B	SWITCH,PUSH	1
12	6	PAOZZ	5930-12-198-2562	D1149	3SB1902-1AC	RETAINER,ELECTRICAL (MOUNTING HARDWARE INCLUDED)	1
						END OF FIGURE	

1
2 Thru 4

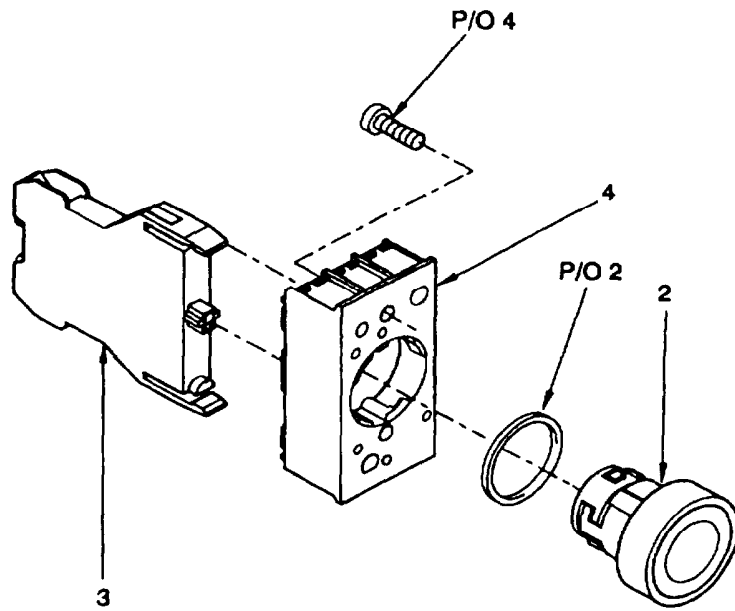


Figure 13. Push Button Switch Assembly,Red

SECTION II

TM 9-6115-668-23P

(1) ILLUSTRATION		(2)	(3)	(4)	(5)	(6)	(7)
(a) FIG NO.	(b) ITEM NO.	SMR CODE	NATIONAL STOCK NUMBER	CAGEC	PART NUMBER	DESCRIPTION AND USABLE ON CODES (UOC)	QTY INC IN UNIT
						GROUP 020104 CONTROL CABINET ASSEMBLY, PUSH BUTTON SWITCH, RED	
13	1	XBOOO		D1149	3SB1203-0AC01	PUSH BUTTON SWITCH ASSEMBLY,RED	1
13	2	PAOZZ	6210-12-301-6455	D1149	3SB1000-0AC01	SWITCH,PUSH RED	1
13	3	PAOZZ	5999-01-299-5591	0ACF4	3SB1400-0C	CONTACT ASSEMBLY,ELECTRICAL	1
13	4	PAOZZ	5930-12-198-2562	D1149	3SB1902-1AC	RETAINER,ELECTRICAL (MOUNTING HARDWARE INCLUDED)	1
						END OF FIGURE	

1
2 Thru 4

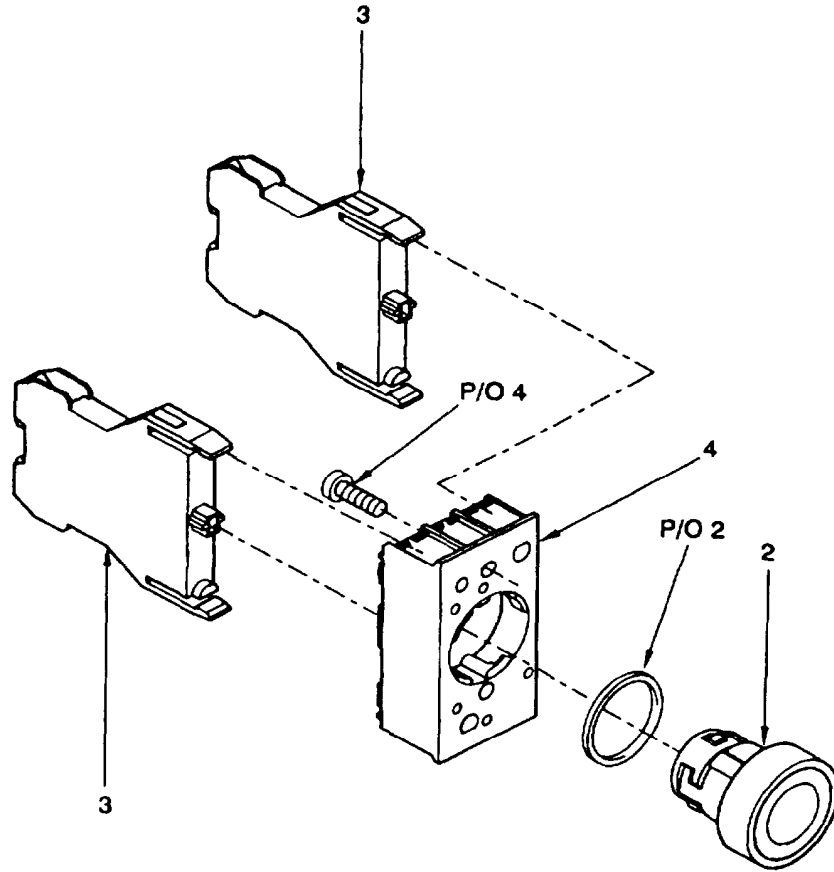


Figure 14. Push Button Switch Assembly,Black

SECTION II

TM 9-6115-668-23P

(1) ILLUSTRATION		(2)	(3)	(4)	(5)	(6)	(7)
(a) FIG NO.	(b) ITEM NO.	SMR CODE	NATIONAL STOCK NUMBER	CAGEC	PART NUMBER	DESCRIPTION AND USABLE ON CODES (UOC)	QTY INC IN UNIT
						GROUP 020104A	
						CONTROL CABINET ASSEMBLY	
						PUSH BUTTON SWITCH, BLACK	
14	1	XBOOO		D0857	390.30.0017	PUSH BUTTON SWITCH ASSEMBLY, BLACK	1
14	2	PAOZZ	5930-12-321-6621	D1149	3SB1000-0AB01	PUSH BUTTON BLACK	1
14	3	PAOZZ	5930-12-195-4529	D1149	3SB1400-0B	SWITCH,PUSH	2
14	4	PAOZZ	5930-12-198-2562	D1149	3SB1902-1AC	RETAINER,ELECTRICAL (MOUNTING HARDWARE INCLUDED)	1
						END OF FIGURE	

1
2 Thru 6

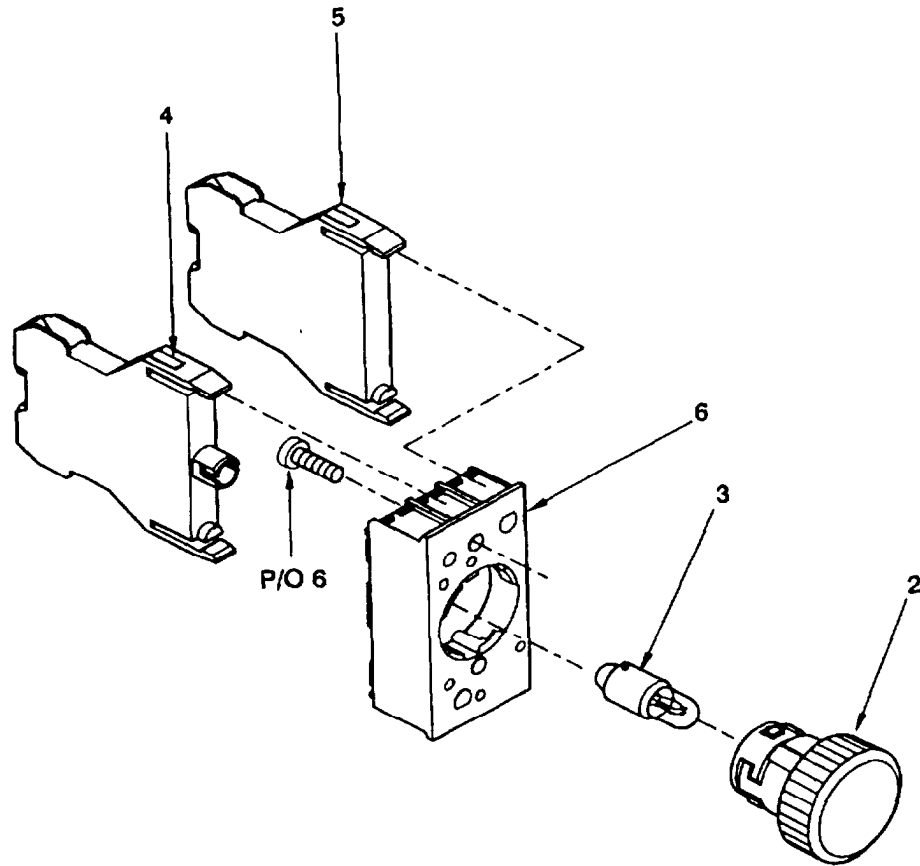


Figure 15. Light Indicator Assembly, Red

SECTION II

TM 9-6115-668-23P

(1) ILLUSTRATION		(2)	(3)	(4)	(5)	(6)	(7)
(a) FIG NO.	(b) ITEM NO.	SMR CODE	NATIONAL STOCK NUMBER	CAGEC	PART NUMBER	DESCRIPTION AND USABLE ON CODES (UOC)	QTY INC IN UNIT
						GROUP 020105 CONTROL CABINET ASSEMBLY LIGHT INDICATOR, RED	
15	1	XBOOO		D0857	255.04.0008	LIGHT INDICATOR ASSEMBLY,RED	1
15	2	PAOZZ	6210-12-324-6218	D1149	3SB1001-6BC06	LIGHT, INDICATOR RED	1
15	3	PAOZZ	6240-12-120-7952	D1149	3SX1344	LAMP,INCANDESCENT	1
15	4	PAOZZ		D1149	3SB1400-2R	LAMPHOLDER	1
15	5	PAOZZ	5961-12-345-8553	D1149	3SB1400-3X	SEMICONDUCTOR DEVICE,DIODE	2
15	6	PAOZZ	5930-12-198-2562	D1149	3SB1902-1AC	RETAINER,ELECTRICAL (MOUNTING HARDWARE INCLUDED)	1
						END OF FIGURE	

1
2 Thru 5

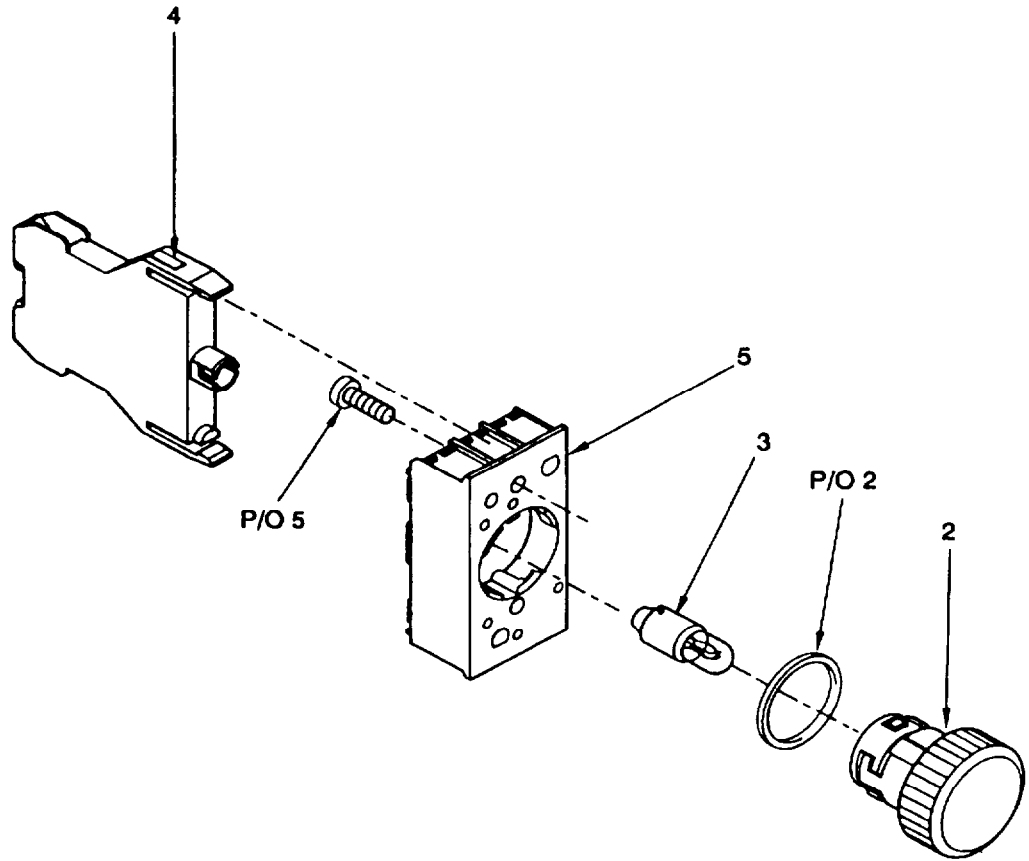


Figure 16. Light Indicator Assembly, Yellow

SECTION II

TM 9-6115-668-23P

(1) ILLUSTRATION		(2)	(3)	(4)	(5)	(6)	(7)
(a) FIG NO.	(b) ITEM NO.	SMR CODE	NATIONAL STOCK NUMBER	CAGEC	PART NUMBER	DESCRIPTION AND USABLE ON CODES (UOC)	QTY INC IN UNIT
						GROUP 020105A CONTROL CABINET ASSEMBLY LIGHT INDICATOR, YELLOW	
16	1	XBOOO		D0857	255.04.0004	LIGHT INDICATOR ASS EMBLY,YELLOW	1
16	2	PAOZZ	6220-01-462-4370	0ACF4	3SB1001-6BD06	LIGHT,INDICATOR YELLOW	1
16	3	PAOZZ	6240-12-120-7952	D1149	3SX1344	LAMP,INCANDESCENT	1
16	4	PAOZZ	6210-12-334-8769	D1149	3SB1400-2P	LIGHT,INDICATOR	1
16	5	PAOZZ	5930-12-198-2562	D1149	3SB1902-1AC	RETAINER,ELECTRICAL (MOUNTING HARDWARE INCLUDED)	1
						END OF FIGURE	

1
2 Thru 5

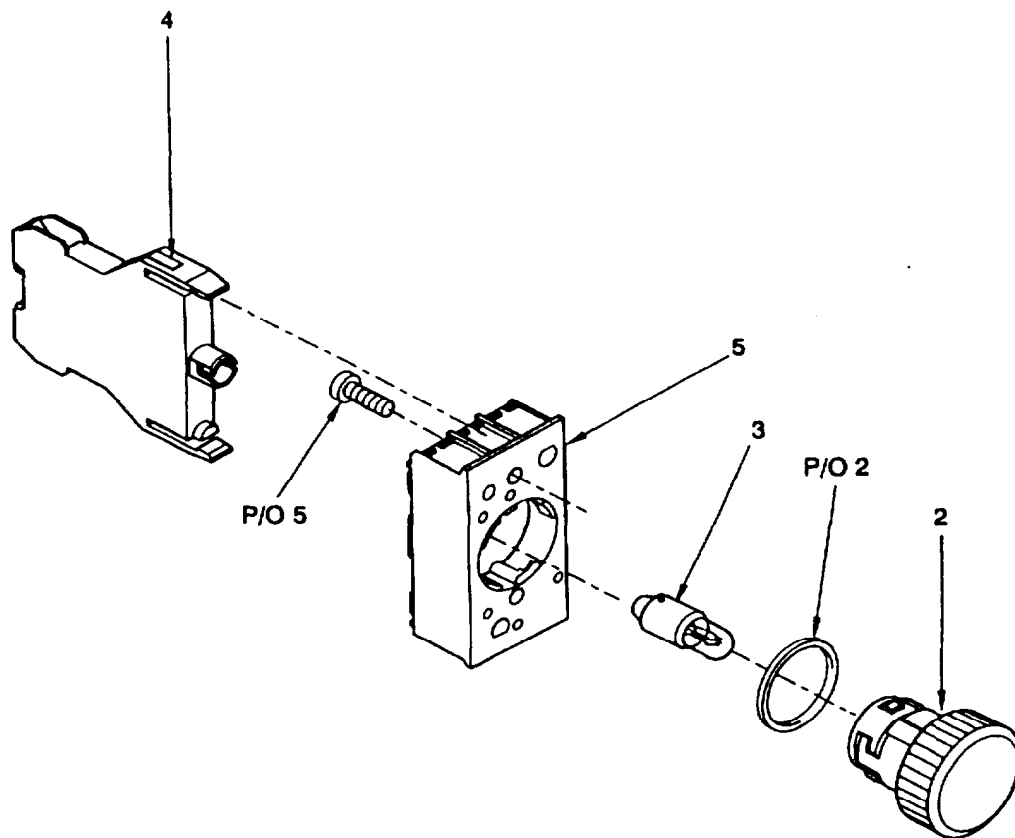


Figure 17. Light Indicator Assembly, Green

SECTION II

TM 9-6115-668-23P

(1) ILLUSTRATION		(2)	(3)	(4)	(5)	(6)	(7)
(a) FIG NO.	(b) ITEM NO.	SMR CODE	NATIONAL STOCK NUMBER	CAGEC	PART NUMBER	DESCRIPTION AND USABLE ON CODES (UOC)	QTY INC IN UNIT
						GROUP 020105B CONTROL CABINET ASSEMBLY LIGHT INDICATOR, GREEN	
17	1	XBOOO		D0857	255.04.0006	LIGHT INDICATOR ASSEMBLY, GREEN	1
17	2	PAOZZ	6210-12-324-6129	D1149	3SB1001-6BE06	LENS, LIGHT GREEN	1
17	3	PAOZZ	6240-12-120-7952	D1149	3SX1344	LAMP, INCANDESCENT	1
17	4	PAOZZ	6210-12-334-8769	D1149	3SB1400-2P	LIGHT, INDICATOR	1
17	5	PAOZZ	5930-12-198-2562	D1149	3SB1902-1AC	RETAINER, ELECTRICAL (MOUNTING HARDWARE INCLUDED)	1
						END OF FIGURE	

1
2 Thru 5

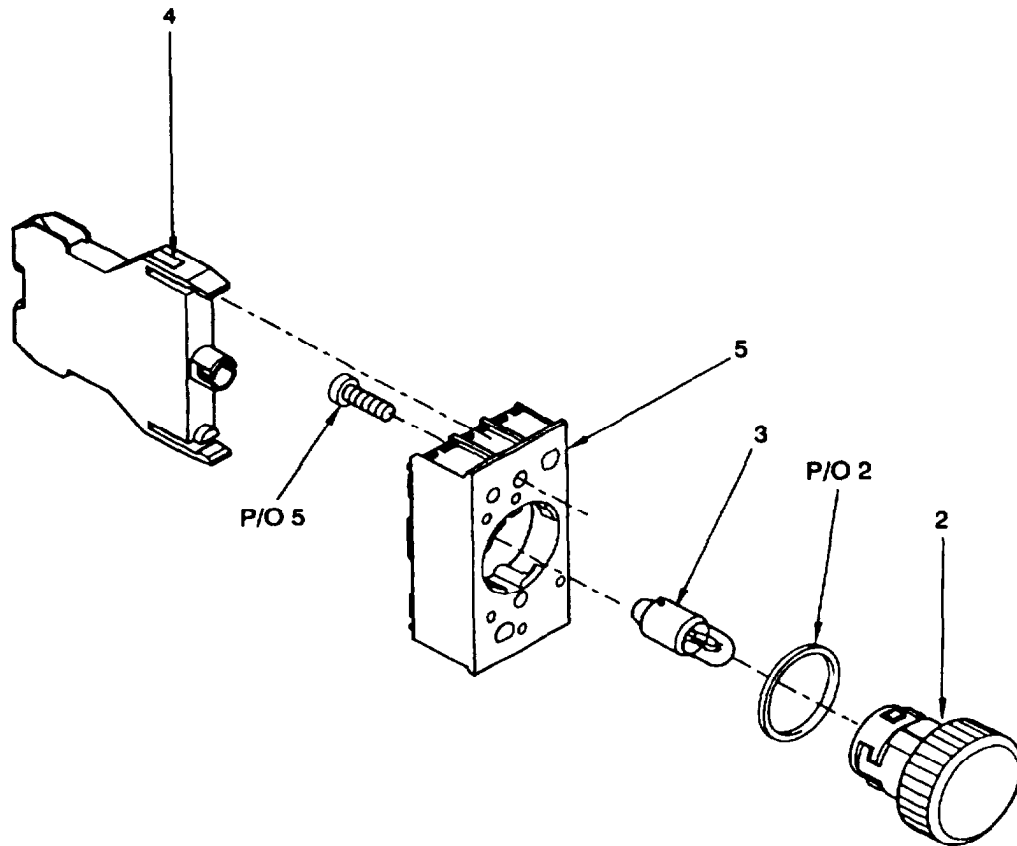


Figure 18. Light Indicator Assembly,Red

SECTION II

TM 9-6115-668-23P

(1) ILLUSTRATION		(2)	(3)	(4)	(5)	(6)	(7)
(a) FIG NO.	(b) ITEM NO.	SMR CODE	NATIONAL STOCK NUMBER	CAGEC	PART NUMBER	DESCRIPTION AND USABLE ON CODES (UOC)	QTY INC IN UNIT
						GROUP 020105C CONTROL CABINET ASSEMBLY LIGHT INDICATOR, RED	
18	1	XBOFF		D0857	255.04.0003	LIGHT INDICATOR ASSEMBLY,RED	1
18	2	PAOZZ	6210-12-324-6218	D1149	3SB1001-6BC06	LIGHT, INDICATOR RED	1
18	3	PAOZZ	6240-12-120-7952	D1149	3SX1344	LAMP,INCANDESCENT	1
18	4	PAOZZ	6210-12-334-8769	D1149	3SB1400-2P	LIGHT,INDICATOR	1
18	5	PAOZZ	5930-12-198-2562	D1149	3SB1902-1AC	RETAINER,ELECTRICAL (MOUNTING HARDWARE INCLUDED)	1
						END OF FIGURE	

1
2 Thru 3

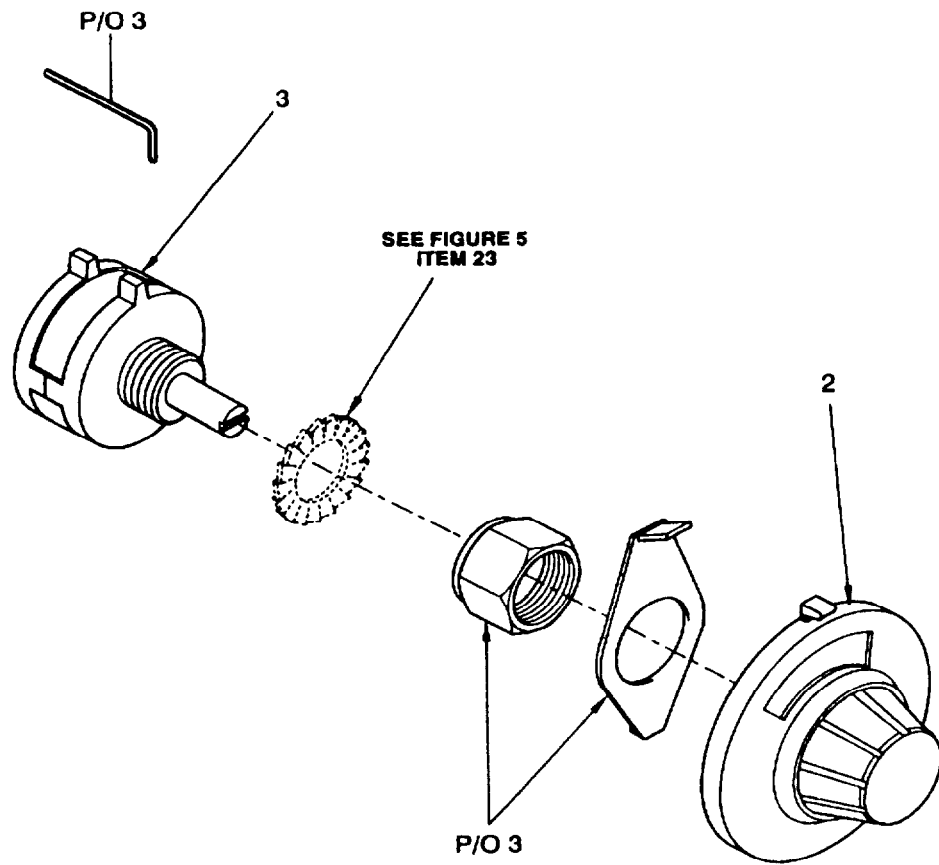


Figure 19. Voltage Adjust Assembly

SECTION II

TM 9-6115-668-23P

(1) ILLUSTRATION		(2)	(3)	(4)	(5)	(6)	(7)
(a) FIG NO.	(b) ITEM NO.	SMR CODE	NATIONAL STOCK NUMBER	CAGEC	PART NUMBER	DESCRIPTION AND USABLE ON CODES (UOC)	QTY INC IN UNIT
19	1	XBOOO		D0857	315.04.0002	GROUP 020106 CONTROL CABINET ASSEMBLY VOLTAGE ADJUST	
19	2	PAOZZ	2990-12-346-5219	D0857	030.01.0004	VOLTAGE ADJUST ASSEMBLY	1
19	3	PAOZZ	5905-01-232-5593	32997	3590S-2-103	CONTROL UNIT,GOVERN OR (MOUNTING HARDWARE INCLUDED)	1
						RESISTOR,VARIABLE,WIREWOUND (MOUNTING HARDWARE AND ALLEN WRENCH INCLUDED)	1
						END OF FIGURE	

1
2 Thru 6

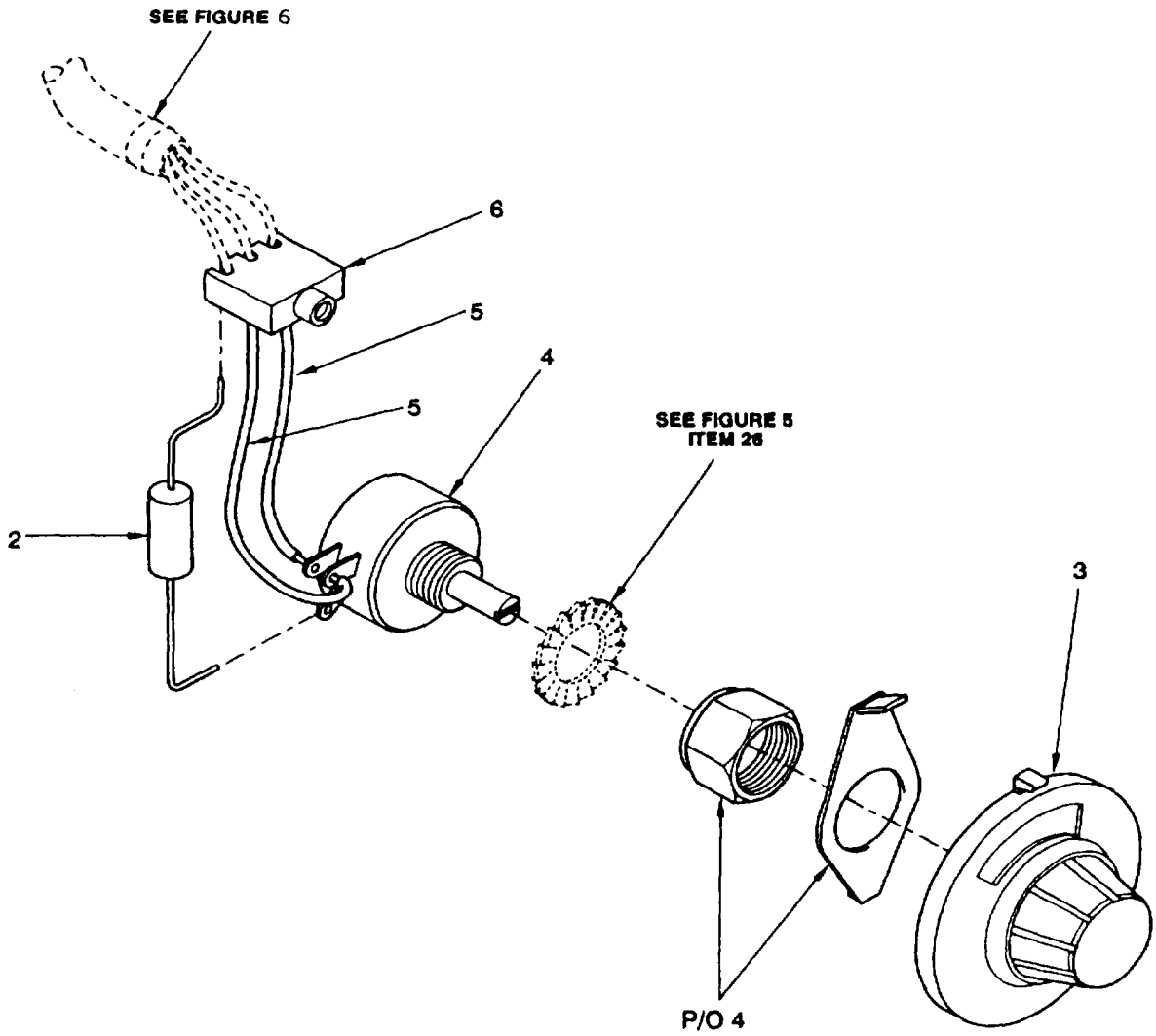


Figure 20. Frequency Adjust Assembly

SECTION II

TM 9-6115-668-23P

(1) ILLUSTRATION		(2)	(3)	(4)	(5)	(6)	(7)
(a) FIG NO.	(b) ITEM NO.	SMR CODE	NATIONAL STOCK NUMBER	CAGEC	PART NUMBER	DESCRIPTION AND USABLE ON CODES (UOC)	QTY INC IN UNIT
						GROUP 020107	
						CONTROL CABINET ASSEMBLY	
						FREQUENCY ADJUST	
20	1	XBFFF		D0857	315.04.0003	FREQUENCY ADJUST ASSEMBLY	1
20	2	PAFZZ	5905-12-323-3058	D2689	0212 7993	RESISTOR, FIXED, FILM 499 KOHM 0,5W	1
20	3	PAOZZ	2990-12-346-5219	D0857	030.01.0004	CONTROL UNIT, GOVERNOR (MOUNTING HARDWARE INCLUDED)	1
20	4	PAFZZ	5905-12-323-3057	D2689	0212 7992	RESISTOR, VARIABLE, NONWIRE WOUND (MOUNTING HARDWARE INCLUDED)	1
20	5	MFFZZ		D0857	180.06.0085-3.12 INCH	WIRE, ELECTRICAL (MAKE FROM (D0857) P/N 180.06.0085) 3.12 INCH (80 MM) REQUIRED	2
20	6	PAFZZ	5940-12-170-4490	C7318	2.433	TERMINAL BOARD THREE-POLE	1
						END OF FIGURE	

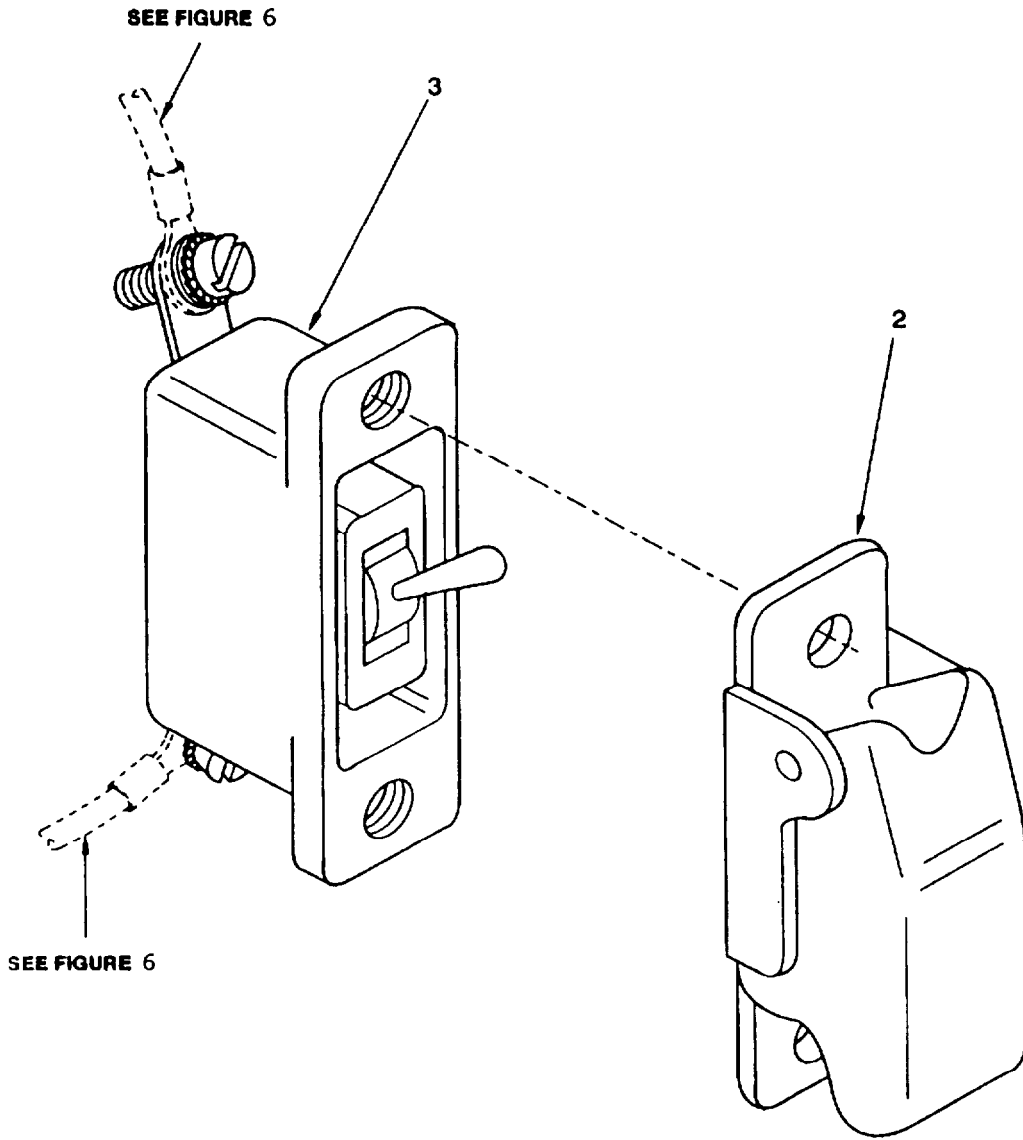


Figure 21. Battle Short Assembly

SECTION II

TM 9-6115-668-23P

(1) ILLUSTRATION		(2)	(3)	(4)	(5)	(6)	(7)
(a) FIG NO.	(b) ITEM NO.	SMR CODE	NATIONAL STOCK NUMBER	CAGEC	PART NUMBER	DESCRIPTION AND USABLE ON CODES (UOC)	QTY INC IN UNIT
21	1	XBOOO		D0857	390.30.0003	GROUP 020108 CONTROL CABINET ASSEMBLY BATTLE SHORT	
21	2	PAOZZ	5930-00-681-4897	96906	MS25224-2	BATTLE SHORT ASSEMBLY	1
21	3	PAOZZ	5930-01-231-3365	97151	8421502-2	GUARD, SWITCH	1
						SWITCH, TOGGLE (MOUNTING HARDWARE INCLUDED)	1
						END OF FIGURE	

1
2 Thru 5

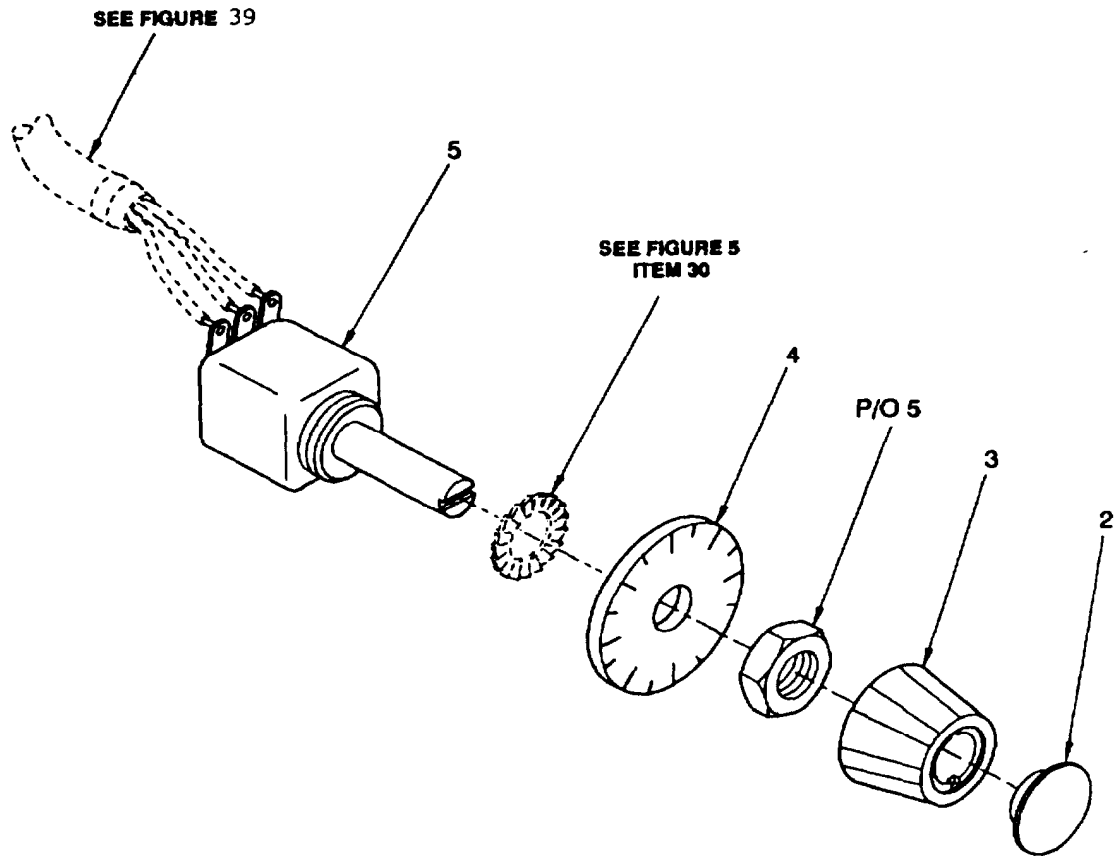


Figure 22. Resistor Assembly, Panel Dimmer

SECTION II

TM 9-6115-668-23P

(1) ILLUSTRATION		(2)	(3)	(4)	(5)	(6)	(7)
(a) FIG NO.	(b) ITEM NO.	SMR CODE	NATIONAL STOCK NUMBER	CAGEC	PART NUMBER	DESCRIPTION AND USABLE ON CODES (UOC)	QTY INC IN UNIT
						GROUP 020109	
						CONTROL CABINET ASSEMBLY	
						RESISTOR ASSY, PANEL DIMMER	
22	1	XBFFF		D0857	315.04.0001	RESISTOR ASSEMBLY,PANEL DIMMER	1
22	2	PAOZZ	5355-12-320-1709	C7080	24H516	CAP,CONTROL BUTTON	1
22	3	PAOZZ	5355-12-321-6622	C7080	24H504	KNOB (MOUNTING HARDWARE INCLUDED)	1
22	4	PAFZZ	5355-12-196-2809	C7080	20H446	DIAL,SCALE 0-100/300 DEGREE	1
22	5	PAFZZ		C7505	63304-000	RESISTOR,VARIABLE 2,2 KOHM, WITH SWITCH (WITH ATTACHING PARTS)	1
						END OF FIGURE	

TM 9-6115-668-23P

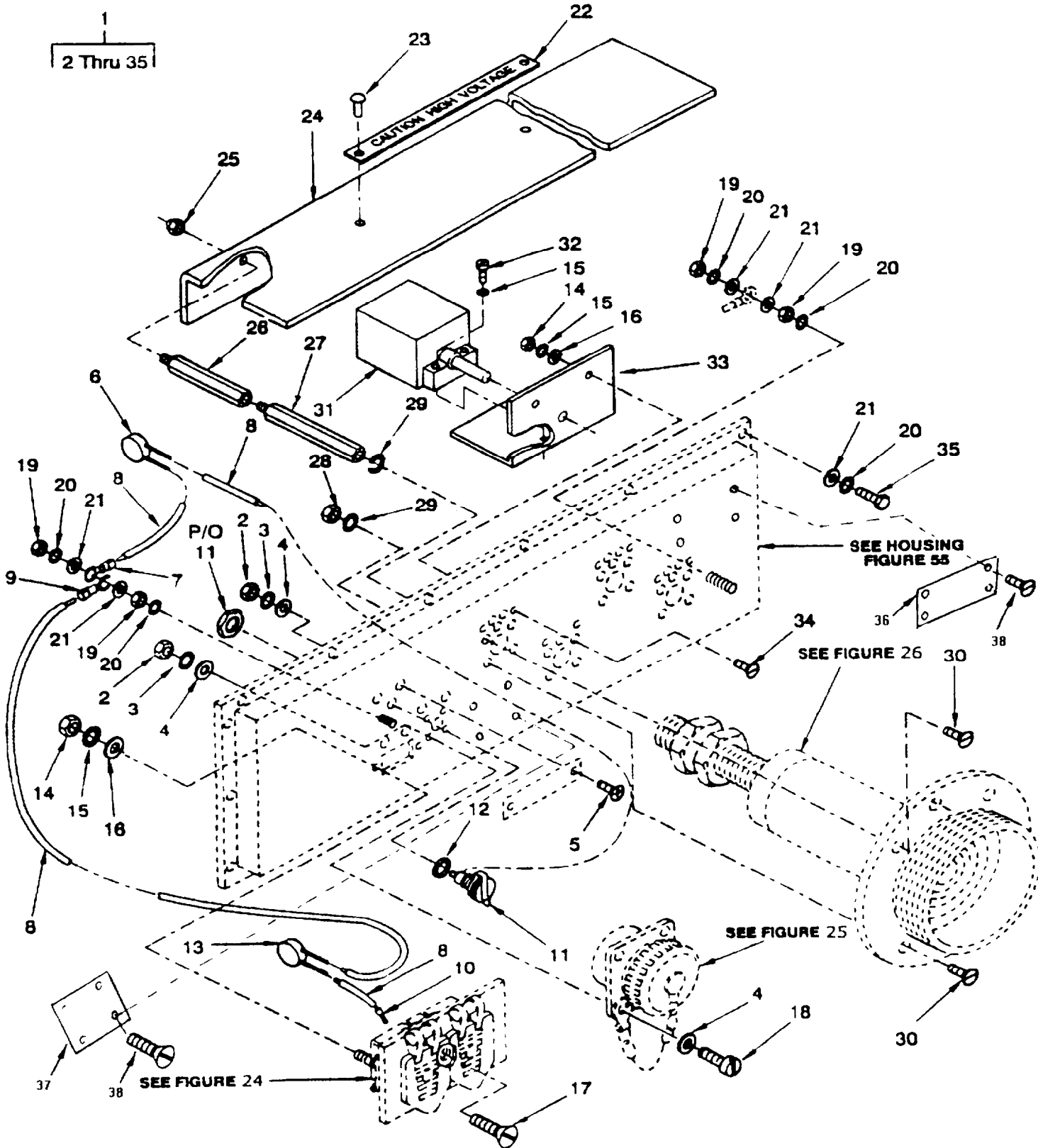


Figure 23. Control Cabinet, Connecting Panel

SECTION II

TM 9-6115-668-23P

(1) ILLUSTRATION		(2)	(3)	(4)	(5)	(6)	(7)
(a) FIG NO.	(b) ITEM NO.	SMR CODE	NATIONAL STOCK NUMBER	CAGEC	PART NUMBER	DESCRIPTION AND USABLE ON CODES (UOC)	QTY INC IN UNIT
						GROUP 0202 CONTROL CABINET ASSEMBLY (CONNECTING PANEL)	
23	1	XCFFF		D0857	420.02.0120-6	CONTROL CABINET ASSEMBLY (CONNECTING PANEL)	1
23	2	PAOZZ	5310-12-151-2287	D8286	DIN934-M3-A4-70	NUT,PLAIN,HEXAGON	18
23	3	PAOZZ	5310-12-131-5576	D8286	DIN6798-A3,2-FST	WASHER,LOCK	18
23	4	PAOZZ	5310-12-151-7821	D8286	DIN125-B3,2-A4-7 0	WASHER,FLAT	18
23	5	PAOZZ	5305-12-164-5783	D8286	DIN963-M3X10-A4- 70	SCREW,MACHINE	14
23	6	PAOZZ	5905-12-183-3398	D1180	Q69-X3021	RESISTOR,VOLTAGE SENSITIVE	1
23	7	PAOZZ		D2096	RSY7117A5-1	TERMINAL,LUG	1
23	8	MFFZZ		D0857	175.03.0002-1.17 INCH	INSULATION (MAKE FR OM (D0857) P/N 175.03.0002) 1.17 INCH (30MM) REQUIRED	4
23	9	PAOZZ	5940-12-345-4667	D2096	RSY7104C4-1	TERMINAL,LUG	1
23	10	PAOZZ	5940-12-300-1350	D0857	170.01.0002	FERRULE,ELECTRICAL AWG 18 WHT	1
23	11	PAOZZ	5935-12-121-7285	D8095	8JB001946-00	CONNECTOR,RECEPTACLE (MOUNTING HARDWARE INCLUDED)	1
23	12	PAOZZ	5330-12-156-4515	D8286	DIN7603-A18X22-A L	GASKET	1
23	13	PAOZZ	5905-12-321-4870	C4750	Q69-X3230	RESISTOR,VOLTAGE SE SITIVE	1
23	14	PAOZZ	5310-12-151-7866	D8286	DIN934-M4-A4-70	NUT,PLAIN,HEXAGON	10
23	15	PAOZZ	5310-01-407-4764	62380	152.269	WASHER,LOCK	18
23	16	PAOZZ	5310-12-158-2236	D8286	DIN125-B4,3-A4-7 0	WASHER,FLAT	10
23	17	PAOZZ	5305-12-171-6738	D8286	DIN963-M4X16-A4- 70	SCREW,MACHINE	2
23	18	PAOZZ	5305-12-151-7862	D8286	DIN84-M3X16-A4-7 0	SCREW,MACHINE	4
23	19	PAOZZ	5310-12-154-3112	D8286	DIN934-M5-A4-70	NUT,PLAIN,HEXAGON	4
23	20	PAOZZ	5310-12-124-0889	D8286	DIN6798-A5,3-FST	WASHER,LOCK	22
23	21	PAOZZ	5310-12-175-0041	D8286	DIN125-B5,3-140H V-A4	WASHER,FLAT	22
23	22	XBOZZ		D0857	405.01.0343	PLATE,DESIGNATION (CAUTION HIGH VOLTAGE)	1
23	23	XBOZZ		D8286	DIN7337-A3X10-AL -LEG-BK-ST-A3P	RIVET,BLIND	2
23	24	XBOZZ		D0857	060.20.0095	COVER,PROTECTIVE	1
23	25	PAOZZ	5310-12-345-4548	C7080	16H768	NUT,PLAIN,CAP	2
23	26	PAOZZ	5340-12-323-9412	D9477	VG95148C10XM6X80 -ST	POST,ELECTRICAL-MECHANICAL EQUIPMENT	2
23	27	PAOZZ	5340-12-323-9413	D9477	VG95148C10XM6X10 0-ST	POST,ELECTRICAL-MECHANICAL EQUIPMENT	2
23	28	PAOZZ	5310-12-155-0596	D8286	DIN934-M6-A4-70	NUT,PLAIN,HEXAGON	14
23	29	PAOZZ	5310-12-124-0890	D8286	DIN6798-A6,4-FST	WASHER,LOCK	16
23	30	PAOZZ	5305-12-166-4228	D8286	DIN963-M6X16-A4- 70	SCREW,MACHINE	16
23	31	PAOZZ	5930-12-316-5562	D1149	3SE3020-1A	SWITCH,SENSITIVE	1
23	32	PAOZZ	5305-12-151-7786	D8286	DIN84-M4X12-A4-7 0	SCREW,MACHINE	8
23	33	XBOZZ		D0857	160.03.0006	SUPPORT BRACKET	4
23	34	PAOZZ	5305-12-163-9981	D8286	DIN963-M4X12-A4- 70	SCREW,MACHINE	8
23	35	PAOZZ	5305-12-166-4222	D8286	DIN933-M5X16-A4- 70	SCREW,CAP,HEXAGON HEAD	18
23	36	PBOZZ		97403	13230E6809	PLATE,INSTRUCTION	1
23	37	PBOZZ		97403	13230E6810	PLATE,INSTRUCTION	1

SECTION II

TM 9-6115-668-23P

(1) ILLUSTRATION		(2)	(3)	(4)	(5)	(6)	(7)
(a) FIG NO.	(b) ITEM NO.	SMR CODE	NATIONAL STOCK NUMBER	CAGEC	PART NUMBER	DESCRIPTION AND USABLE ON CODES (UOC)	QTY INC IN UNIT
23	38	PAOZZ	5320-00-882-8388	81349	M24243/6-A403H	RIVET,BLIND END OF FIGURE	8

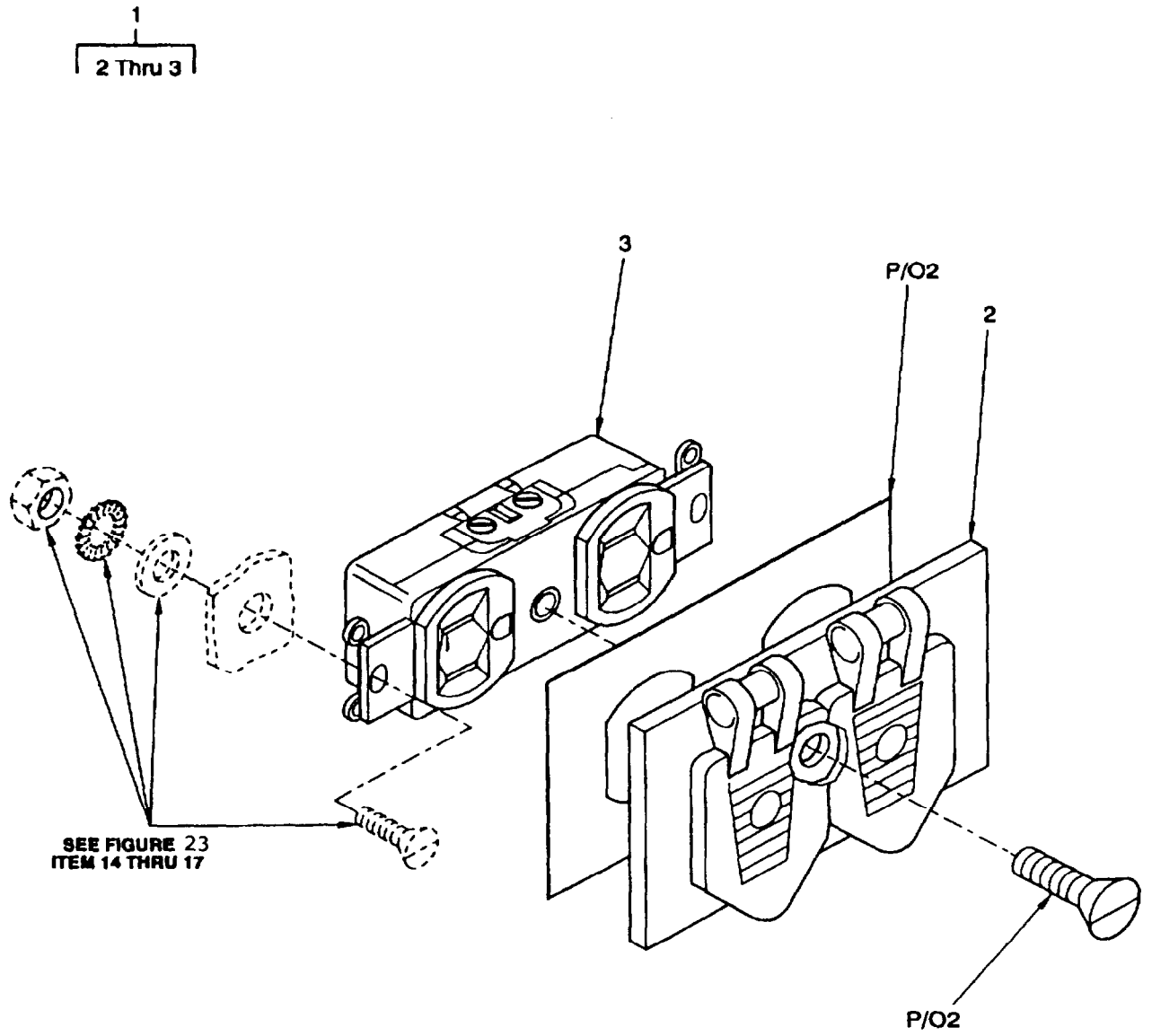


Figure 24. Connector Assembly

SECTION II

TM 9-6115-668-23P

(1) ILLUSTRATION		(2)	(3)	(4)	(5)	(6)	(7)
(a) FIG NO.	(b) ITEM NO.	SMR CODE	NATIONAL STOCK NUMBER	CAGEC	PART NUMBER	DESCRIPTION AND USABLE ON CODES (UOC)	QTY INC IN UNIT
					CONTRO	GROUP 020201 CABINET ASSEMBLY CONNECTOR ASSEMBLY	
24	1	XBOOF		D0857	455.11.0002	CONNECTOR ASSEMBLY	1
24	2	PAOZA	5935-00-716-3297	58536	AA55558-01	CONNECTOR,RECEPTACLE	1
24	3	PAOZZ		81348	WO596/12-1/5252I	CONNECTOR,RECEPTACLE	1
						END OF FIGURE	

1
2 Thru 4

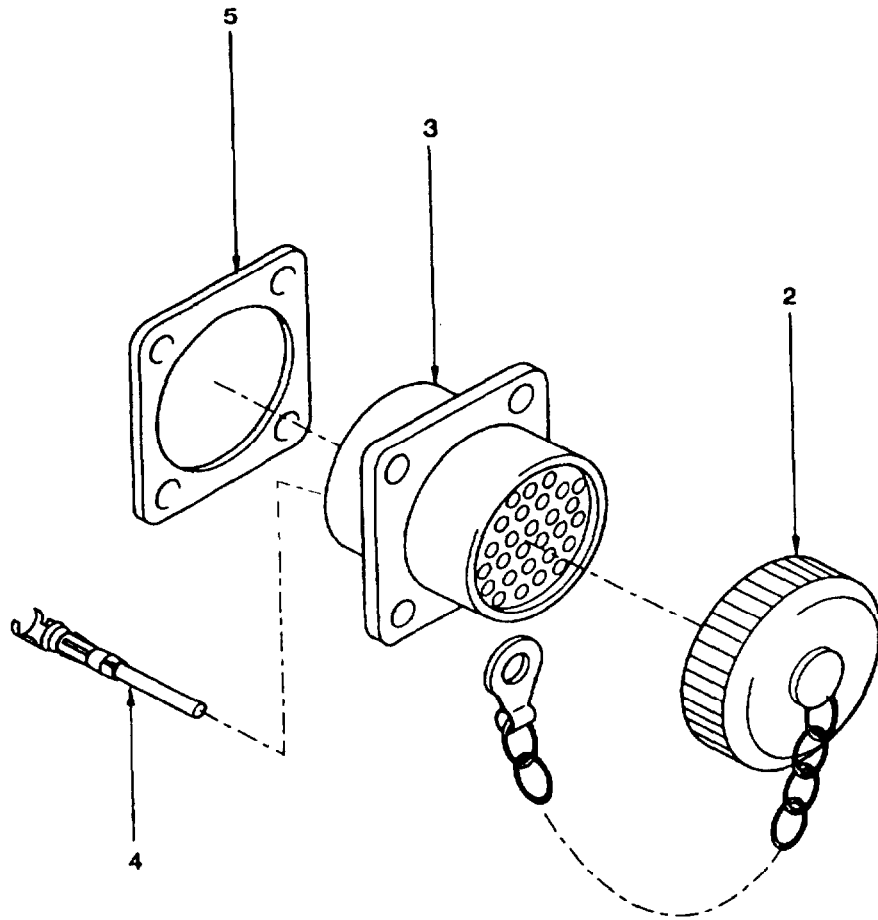


Figure 25 .Connector Assembly

SECTION II

TM 9-6115-668-23P

(1) ILLUSTRATION		(2)	(3)	(4)	(5)	(6)	(7)
(a) FIG NO.	(b) ITEM NO.	SMR CODE	NATIONAL STOCK NUMBER	CAGEC	PART NUMBER	DESCRIPTION AND USABLE ON CODES (UOC)	QTY INC IN UNIT
						GROUP 020201A CONTROL CABINET ASSEMBLY CONNECTOR ASSEMBLY	
25	1	XBFFF		D0857	455.11.0001	CONNECTOR ASSEMBLY	1
25	2	PAOZZ	5935-00-104-7528	D9853	38822-079	COVER,ELECTRICAL CONNECTOR	1
25	3	PAFZZ	5935-01-465-8750	77820	SJT00RT24-29S(014)	CONNECTOR, RECEPTACLE,ELECTRICAL	1
25	4	PAFZZ	5999-01-034-0716	81349	M39029/56-352	CONTACT,ELECTRICAL	1
25	5	PAFZZ	5999-12-345-6407	D0857	455.14.0124	SHIELDING GASKET,ELECTRONIC	1
						END OF FIGURE	

1
2 Thru 3

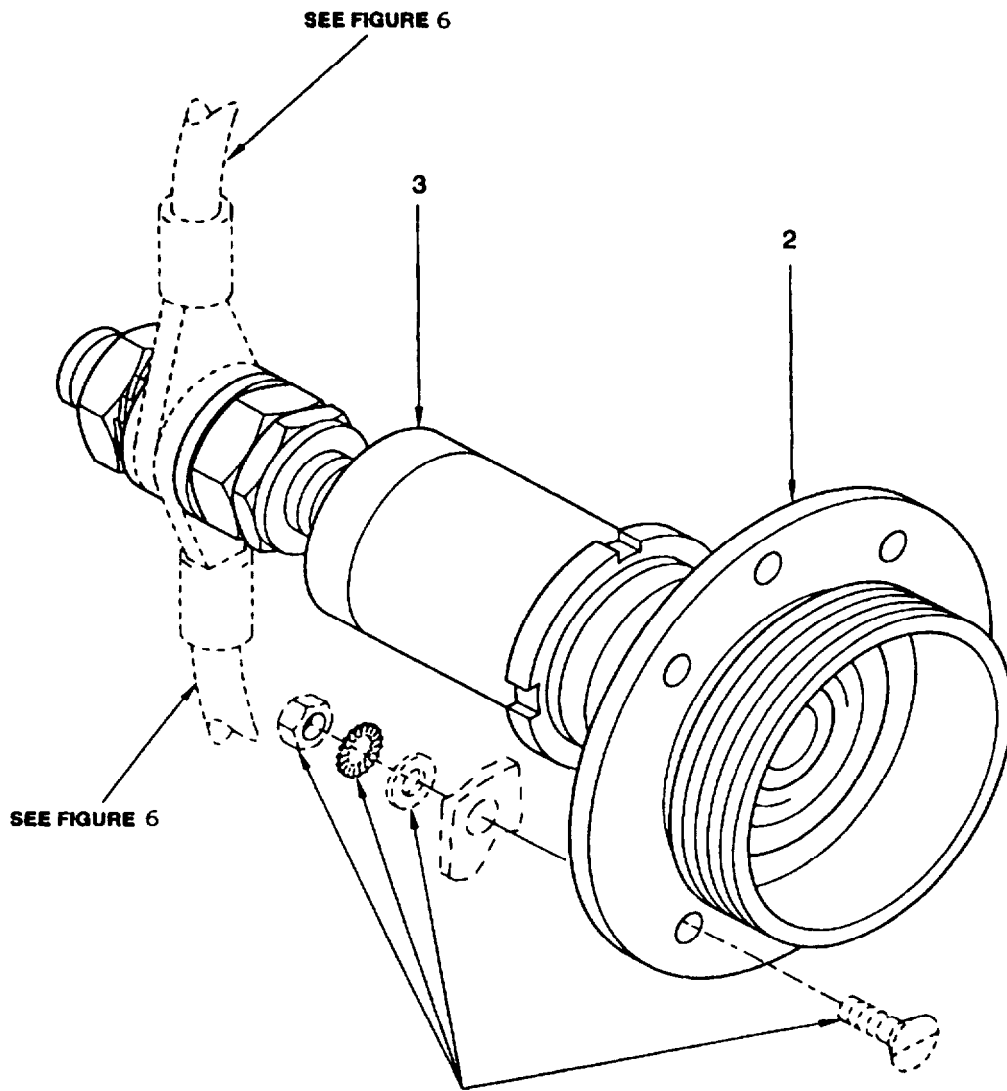


Figure 26. Connecting Assembly

SECTION II

TM 9-6115-668-23P

(1) ILLUSTRATION		(2)	(3)	(4)	(5)	(6)	(7)
(a) FIG NO.	(b) ITEM NO.	SMR CODE	NATIONAL STOCK NUMBER	CAGEC	PART NUMBER	DESCRIPTION AND USABLE ON CODES (UOC)	QTY INC IN UNIT
26	1	XBOOO		D0857	455.11.0003	GROUP 020202 CONTROL CABINET ASSEMBLY, CONNECTING ASSEMBLY	
26	2	PAOZZ		D0857	110.02.0005	CONNECTING ASSEMBLY	1
26	3	PAOZZ	5935-12-326-0057	S3025	14.0041	FLANGE	1
						JACK,TIP	1
						END OF FIGURE	

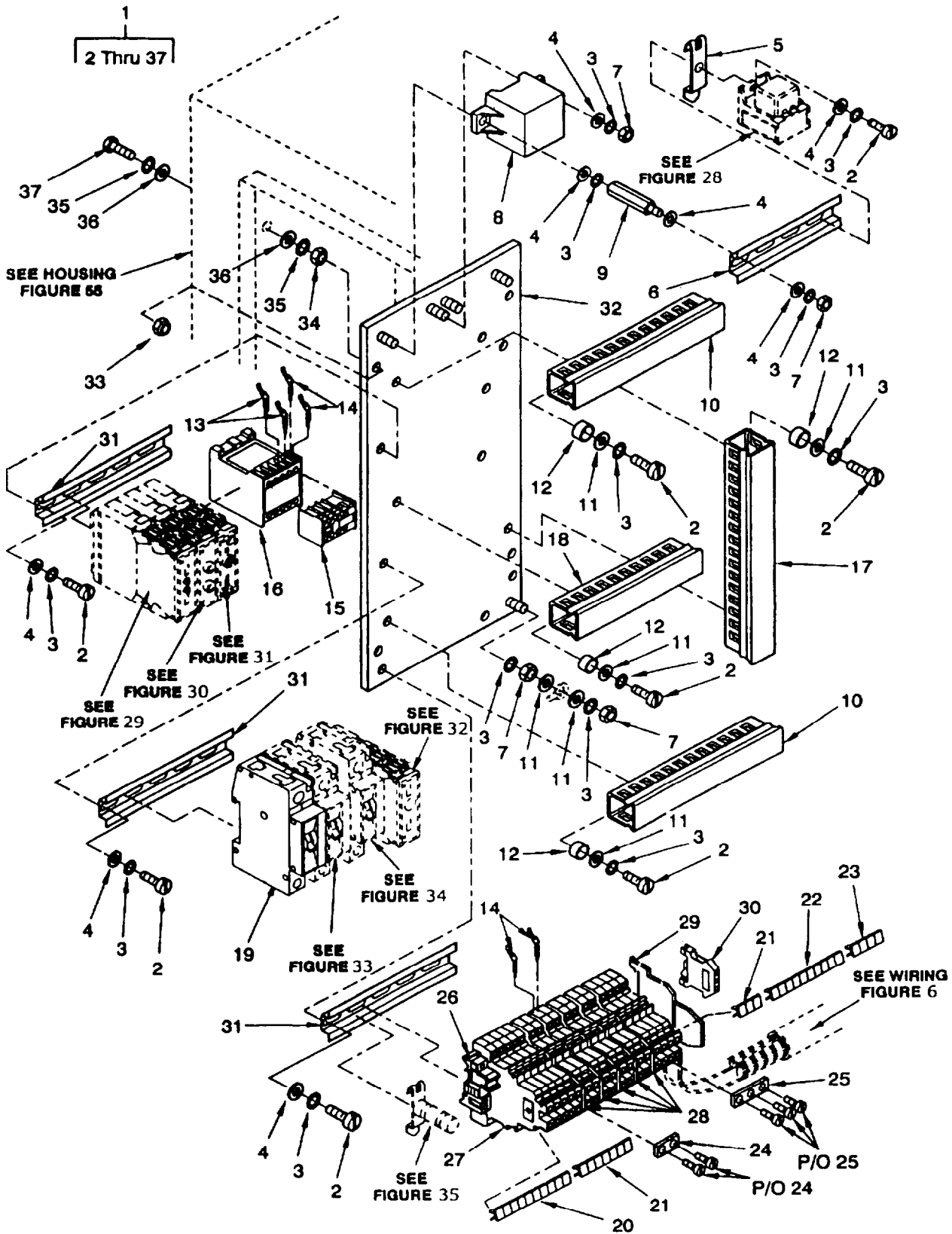


Figure 27 .Control Cabinet,Preheating Board

SECTION II

TM 9-6115-668-23P

(1) ILLUSTRATION		(2)	(3)	(4)	(5)	(6)	(7)
(a) FIG NO.	(b) ITEM NO.	SMR CODE	NATIONAL STOCK NUMBER	CAGEC	PART NUMBER	DESCRIPTION AND USABLE ON CODES (UOC)	QTY IN IN UNIT
						GROUP 0203 CONTROL CABINET ASSEMBLY (PREHEATING BOARD)	
27	1	XCFFF		D0857	420.02.0120-7	CONTROL CABINET ASSEMBLY (PREHEATING BOARD)	1
27	2	PAOZZ	5305-12-151-8366	D8286	DIN84-M4X10-A4-7 0	SCREW,MACHINE	16
27	3	PAOZZ	5310-01-407-4764	62380	152.269	WASHER,LOCK	24
27	4	PAOZZ	5310-12-188-7408	D8286	DIN9021-4,3-140H V-A4	WASHER,FLAT	16
27	5	XBOZZ	5340-12-322-4544	D8527	181-55800	CLIP,SPRING TENSION	2
27	6	XBOZZ		D0857	320.10.0001-4.87 5 INCH	RAIL,BEARING (MAKE FROM (D8857) P/ N 1175.0) 4.875 INCH (125MM) REQUIRED	1
27	7	PAOZZ	5310-12-151-7866	D8286	DIN934-M4-A4-70	NUT,PLAIN,HEXAGON	6
27	8	PAOZZ	5945-12-304-1535	D8015	0332002256	RELAY,ELECTROMAGNETIC	1
27	9	PAOZZ	5340-12-190-2151	C0882	5.14.401	POST,ELECTRICAL-MECHANICAL EQUIPMENT	2
27	10	XBOZZ		D0857	375.01.0001-7.02 INCH	CABLE DUCT WITH COVER (MAKE FROM (D1169) P/N HG60025) 7.02 INCH (180MM) REQUIRED	2
27	11	PAOZZ	5310-12-158-2236	D8286	DIN125-B4,3-A4-7 0	WASHER,FLAT	10
27	12	PAOZZ	5310-12-173-3063	D1169	M5164	WASHER,RECESSED	8
27	13	PAOZZ		C7318	P600K	SEMICONDUCTOR DEVICE,DIODE	1
27	14	PAOZZ	5961-01-204-6187	14936	RG3G	SEMICONDUCTOR DEVICE,DIODE	1
27	15	PAOZZ	5930-12-342-9374	D1149	3TX4404-0A	SWITCH,PUSH	1
27	16	PAOZZ	5945-12-338-7533	D1149	3TH2040-0BB4	RELAY,ELECTROMAGNET	1
27	17	XBOZZ		D0857	375.01.0001-8.77 5 INCH	CABLE DUCT WITH COVER (MAKE FROM (D1169) P/N HG60025) 8.775 INCH (225MM) REQUIRED	1
27	18	XBOZZ		D0857	375.01.0001-5.85 INCH	CABLE DUCT WITH COVER (MAKE FROM (D1169) P/N HG60025) 5.85 INCH (150MM) REQUIRED	1
27	19	PAOZZ	5925-12-337-9706	D1149	5SX2120-7	CIRCUIT BREAKER	1
27	20	PAOZZ	5940-12-321-7360	D0493	1051016 LGS:1-10	MARKER STRIP,TERMIN ZB 6, LGS: "1 THROUGH 10"	1
27	21	PAOZZ	5940-12-321-7361	D0493	1051016 LGS:11-2 0	MARKER STRIP,TERMIN ZB 6, LGS: "11 THROUGH 20"	1
27	22	PAOZZ	5940-12-346-2341	D0493	1051016 LGS:21-3 0	MARKER STRIP,TERMIN ZB 6, LGS: "21 THROUGH 30"	1
27	23	PAOZZ	5940-12-346-2342	D0493	1051016 LGS:31-4 0	MARKER STRIP,TERMIN ZB 6, LGS: "31 THROUGH 40" (NUMBER 35 TROUGH 40 NOT NEEDED)	1
27	24	XBOZZ		D0857	048.01.0008-2 PO LE	CONTACT PLATE,2-POLE (MAKE FROM (D0493) P/N 0201184) 2 CONTACTS REQUIRED	5
27	25	XBOZZ		D0857	048.01.0008-3 PO LE	CONTACT PLATE,3-POLE (MAKE FROM (D0493) P/N 0201184) 3 CONTACTS REQUIRED	1
27	26	PAOZZ	5340-12-300-3541	D0493	1201442	CONNECTING PIECE	1
27	27	PAOZZ	5940-12-312-3069	D0493	2774017	TERMINAL BOARD	17
27	28	PAOZZ	5940-12-167-8653	D0493	2770215	SPACER,SLEEVE,SPECI	5
27	29	PAOZZ	5970-12-345-4885	D0493	2770817	INSULATOR,PLATE	1
27	30	PAOZZ	5940-12-322-4545	D0493	0441012	TERMINAL BOARD	1
27	31	XBOZZ		D0857	320.10.0001-5.85 INCH	RAIL,BEARING (MAKE FROM (D8857) P/ N 1175.0) 5.85 INCH (150MM) REQUIRED	3
27	32	XBOZZ		D0857	310.07.0017	PLATE,MOUNTING	1
27	33	PAOZZ	5310-12-179-8028	D8286	DIN985-M5-A4-70	NUT,SELF-LOCKING,HEXAGON	4
27	34	PAOZZ	5310-12-154-3112	D8286	DIN934-M5-A4-70	NUT,PLAIN,HEXAGON	4

SECTION II

TM 9-6115-668-23P

(1) ILLUSTRATION		(2)	(3)	(4)	(5)	(6)	(7)
(a) FIG NO.	(b) ITEM NO.	SMR CODE	NATIONAL STOCK NUMBER	CAGEC	PART NUMBER	DESCRIPTION AND USABLE ON CODES (UOC)	QTY INC IN UNIT
27	35	PAOZZ	5310-12-124-0889	D8286	DIN6798-A5,3-FST	WASHER,LOCK	8
27	36	PAOZZ	5310-12-175-0041	D8286	DIN125-B5,3-140H V-A4	WASHER,FLAT	8
27	37	PAOZZ	5305-12-332-3308	D8286	DIN933-M5X25-A4- 70	SCREW,CAP,HEXAGON HEAD	4
END OF FIGURE							

1
2 Thru 3

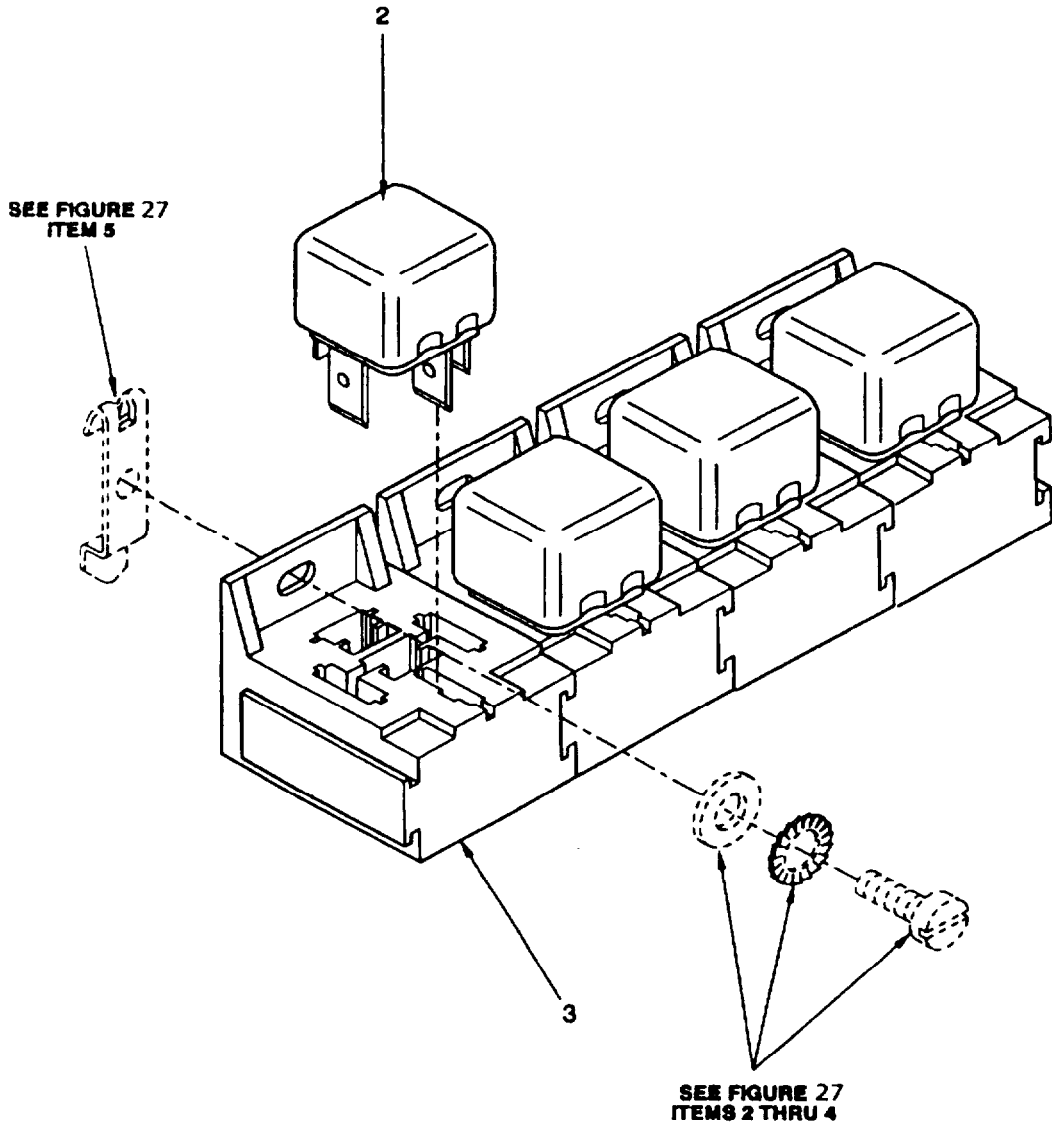


Figure 28 Relay Assembly

SECTION II

TM 9-6115-668-23P

(1) ILLUSTRATION		(2)	(3)	(4)	(5)	(6)	(7)
(a) FIG NO.	(b) ITEM NO.	SMR CODE	NATIONAL STOCK NUMBER	CAGEC	PART NUMBER	DESCRIPTION AND USABLE ON CODES (UOC)	QTY INC IN UNIT
28	1	XBFFF		D0857	390.33.0005	GROUP 020301	
28	2	PAOZZ	5945-12-159-7938	D8015	0332204204	CONTROL CABINET	
28	3	PAFZZ	5935-12-171-4344	D8015	3334485008	ASSEMBLY, RELAY	
						RELAY ASSEMBLY	1
						RELAY,ELECTROMAGNETIC	1
						SOCKET,PLUG-IN ELECTRONIC	
						COMPONENTS	1
						END OF FIGURE	

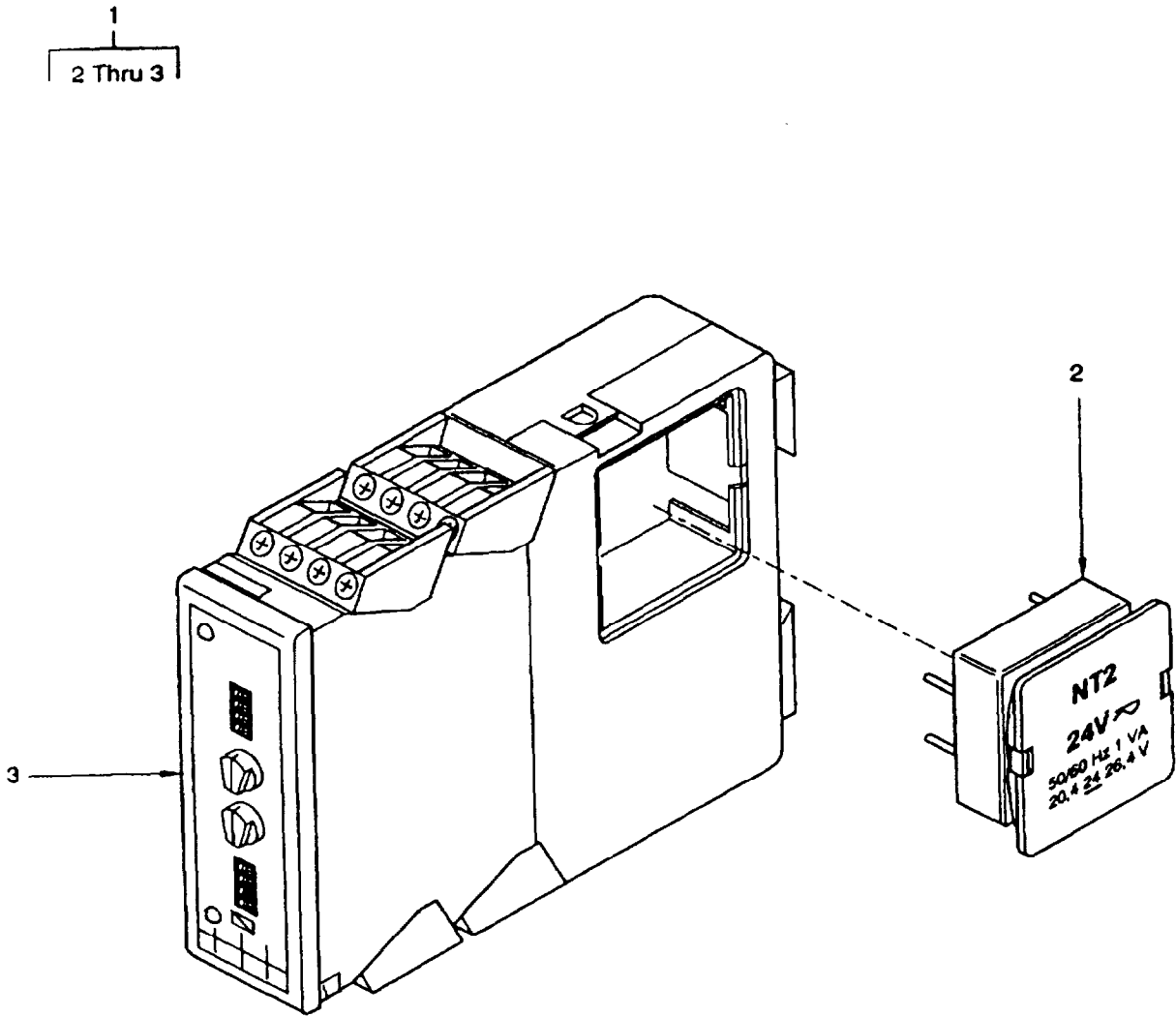


Figure 29. Time Relay Assembly

SECTION II

TM 9-6115-668-23P

(1) ILLUSTRATION		(2)	(3)	(4)	(5)	(6)	(7)
(a) FIG NO.	(b) ITEM NO.	SMR CODE	NATIONAL STOCK NUMBER	CAGEC	PART NUMBER	DESCRIPTION AND USABLE ON CODES (UOC)	QTY INC IN UNIT
29	1	PAFFF	5945-12-345-9131	D0857	390.33.0014	GROUP 020302 CONTROL CABINET ASSEMBLY TIME RELAY ASSEMBLY	
29	2	PAFZZ	6130-12-325-3682	C7136	NT3-24VAC/DC	RELAY,ELECTROMAGNET	1
29	3	PAFZZ	5945-12-345-8269	C7136	I2X20-SC	POWER SUPPLY	1
						RELAY,ELECTROMAGNETIC	1
						END OF FIGURE	

1
2 Thru 3

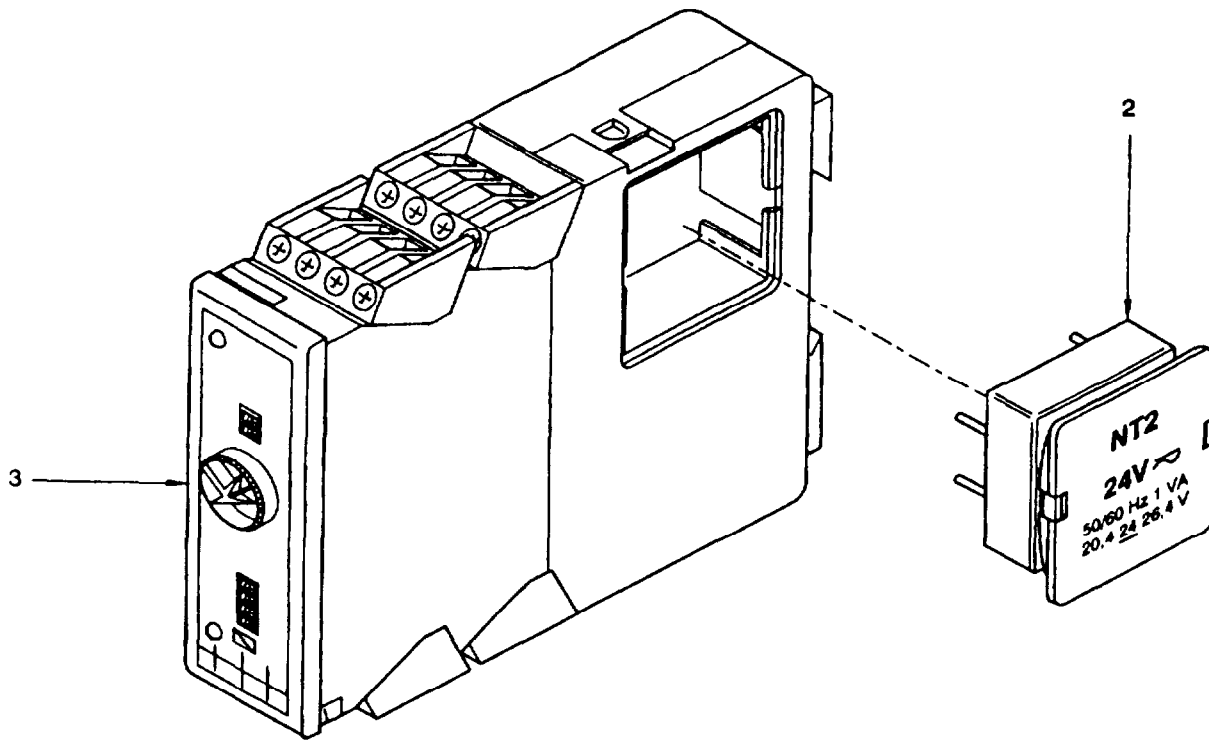


Figure 30. Time Relay Assembly

SECTION II

TM 9-6115-668-23P

(1) ILLUSTRATION		(2)	(3)	(4)	(5)	(6)	(7)
(a) FIG NO.	(b) ITEM NO.	SMR CODE	NATIONAL STOCK NUMBER	CAGEC	PART NUMBER	DESCRIPTION AND USABLE ON CODES (UOC)	QTY INC IN UNIT
30	1	PAFFF	5945-12-345-9133	D0857	390.33.0007	GROUP 020302A CONTROL CABINET ASSEMBLY TIME RELAY ASSEMBLY	
30	2	PAFZZ	5945-12-323-1118	C7136	NT2-24V	RELAY,ELECTROMAGNET	1
30	3	PAFZZ	5945-12-325-3835	C7136	A2X20-V	RELAY,ELECTROMAGNETIC	1
						RELAY,TIME	1
						END OF FIGURE	

1
2 Thru 3

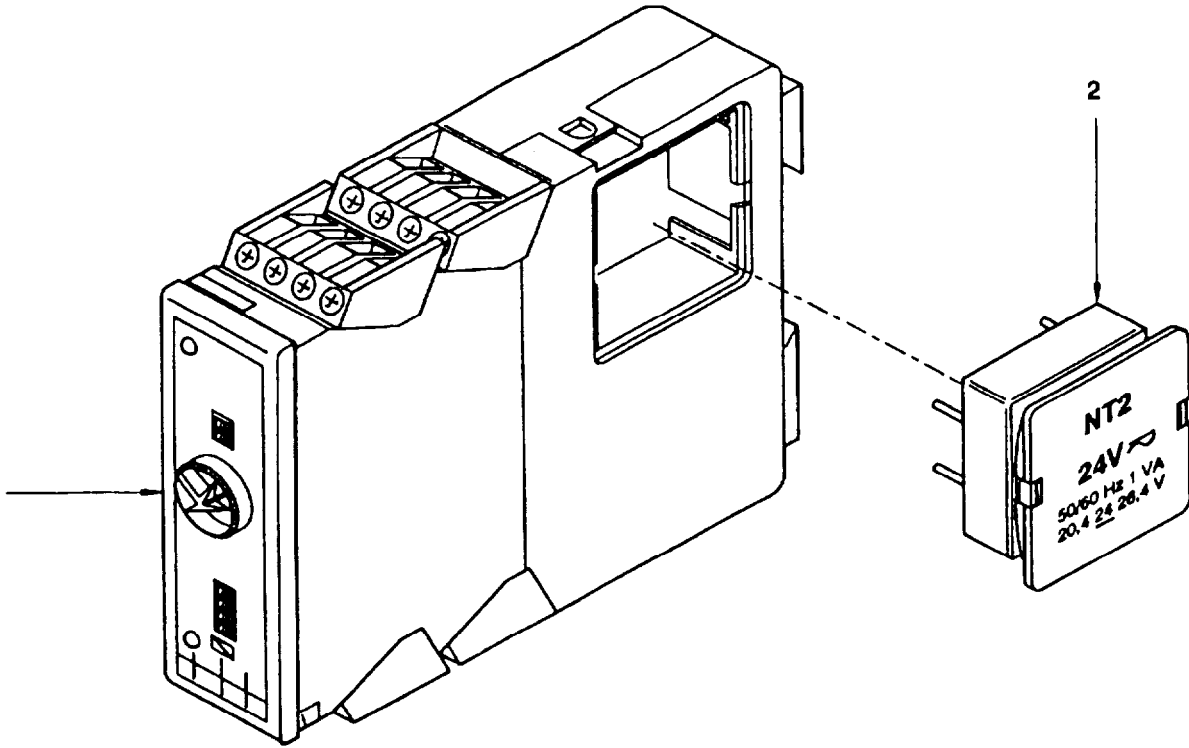


Figure 31. Time Relay Assembly

SECTION II

TM 9-6115-668-23P

(1) ILLUSTRATION		(2)	(3)	(4)	(5)	(6)	(7)
(a) FIG NO.	(b) ITEM NO.	SMR CODE	NATIONAL STOCK NUMBER	CAGEC	PART NUMBER	DESCRIPTION AND USABLE ON CODES (UOC)	QTY INC IN UNIT
31	1	PAFFF	5945-12-345-9134	D0857	390.33.0015	GROUP 020302B CONTROL CABINET ASSEMBLY TIME RELAY ASSEMBLY	
31	2	PAFZZ	5945-12-323-1118	C7136	NT2-24V	RELAY,ELECTROMAGNET	1
31	3	PAFZZ	5945-12-345-8270	C7136	R2X20-SC	RELAY,ELECTROMAGNETIC	1
						RELAY,ELECTROMAGNET	1
						END OF FIGURE	

1
2 Thru 3

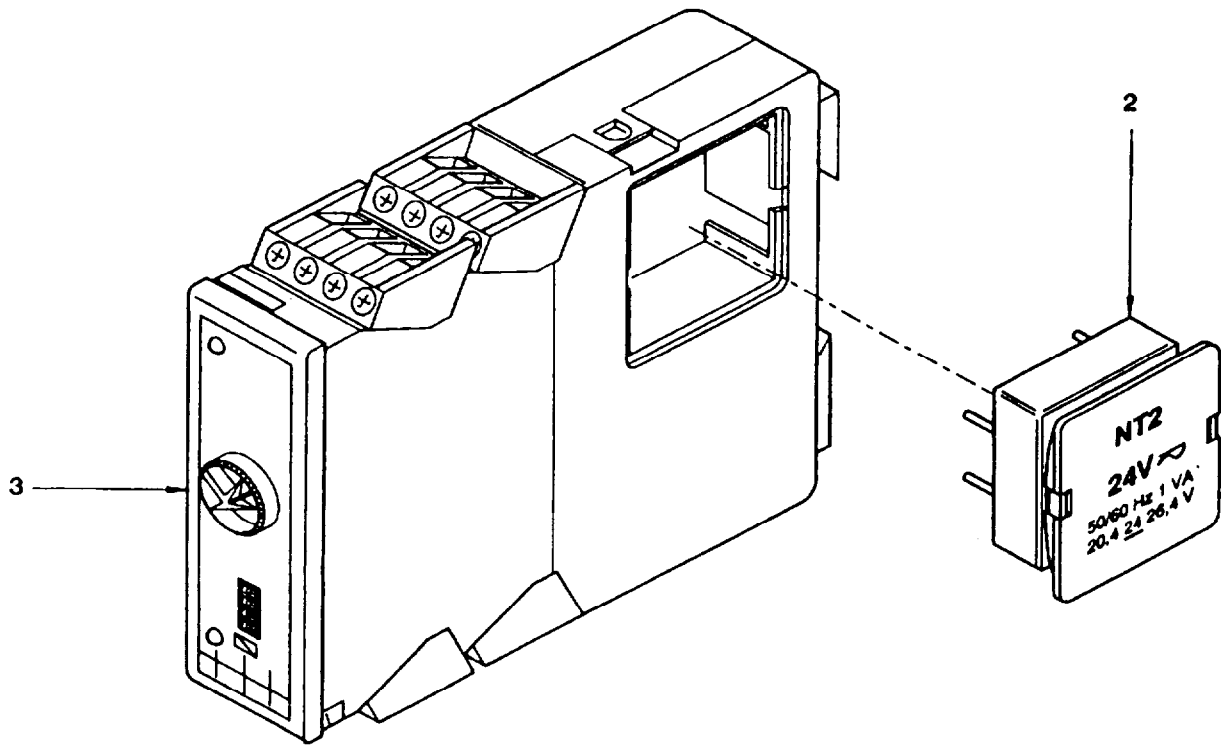


Figure 32. Time Relay Assembly

SECTION II

TM 9-6115-668-23P

(1) ILLUSTRATION		(2)	(3)	(4)	(5)	(6)	(7)
(a) FIG NO.	(b) ITEM NO.	SMR CODE	NATIONAL STOCK NUMBER	CAGEC	PART NUMBER	DESCRIPTION AND USABLE ON CODES (UOC)	QTY INC IN UNIT
						GROUP 020302C CONTROL CABINET ASSEMBLY TIME RELAY ASSEMBLY	
32	1	PAFFF	5945-12-345-9132	D0857	390.33.0011	RELAY,ELECTROMAGNET	1
32	2	PAFZZ	5945-12-323-1118	C7136	NT2-24V	RELAY,ELECTROMAGNETIC	1
32	3	PAFZZ	5945-12-345-8355	C7136	E2X-SC	RELAY,ELECTROMAGNET	1
						END OF FIGURE	

1
2 Thru 3

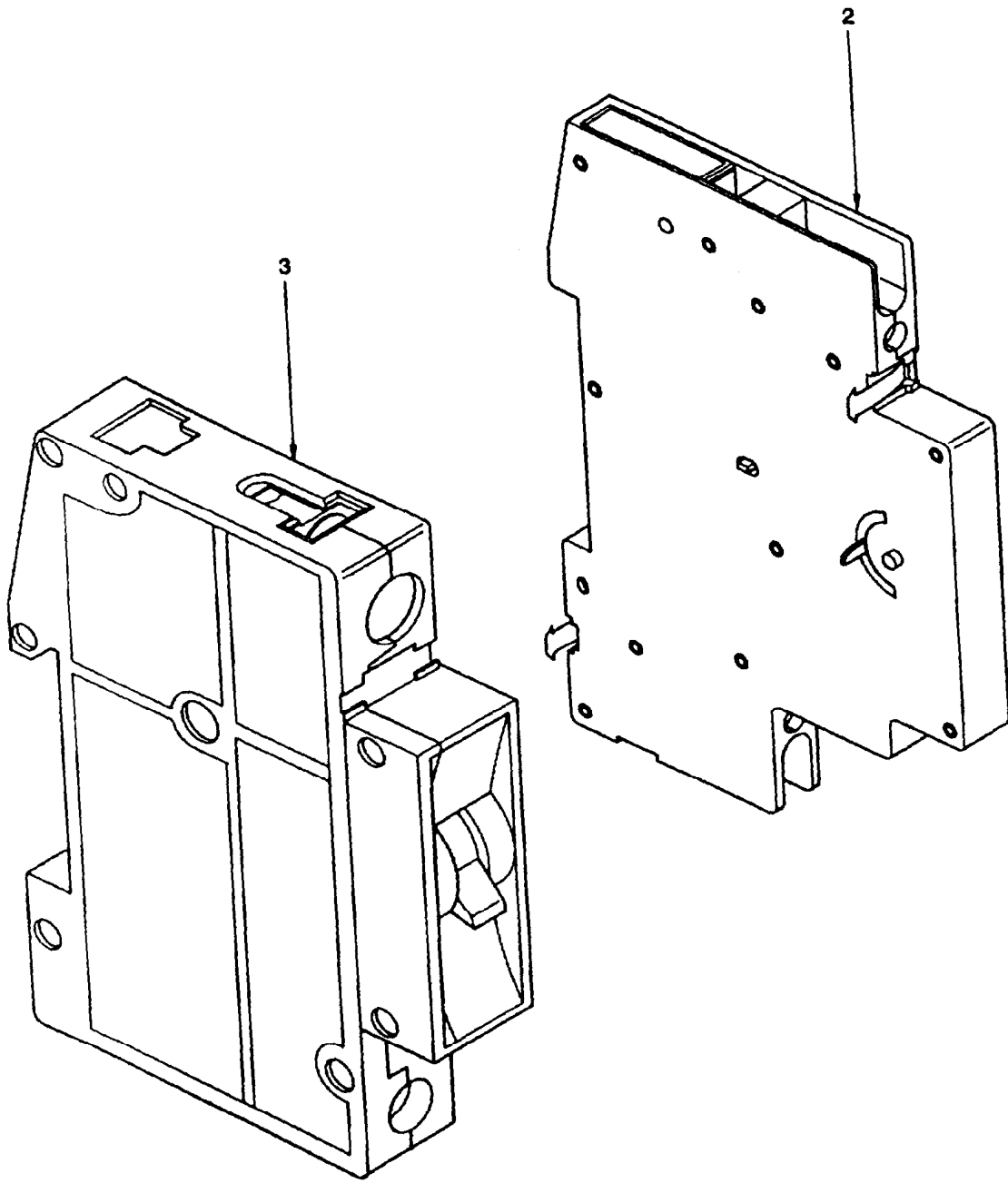


Figure 33. Circuit Breaker Assembly

SECTION II

TM 9-6115-668-23P

(1) ILLUSTRATION		(2)	(3)	(4)	(5)	(6)	(7)
(a) FIG NO.	(b) ITEM NO.	SMR CODE	NATIONAL STOCK NUMBER	CAGEC	PART NUMBER	DESCRIPTION AND USABLE ON CODES (UOC)	QTY INC IN UNIT
						GROUP 020303 CONTROL CABINET ASSEMBLY CIRCUIT BREAKER	
33	1	XBFFF		D0857	390.39.0001	CIRCUIT BREAKER ASSEMBLY	1
33	2	PAFZZ		D1149	5SX9100	SWITCH,ELECTRONIC	1
33	3	PAOZZ	5925-12-337-9706	D1149	5SX2120-7	CIRCUIT BREAKER	1
						END OF FIGURE	

1
2 Thru 3

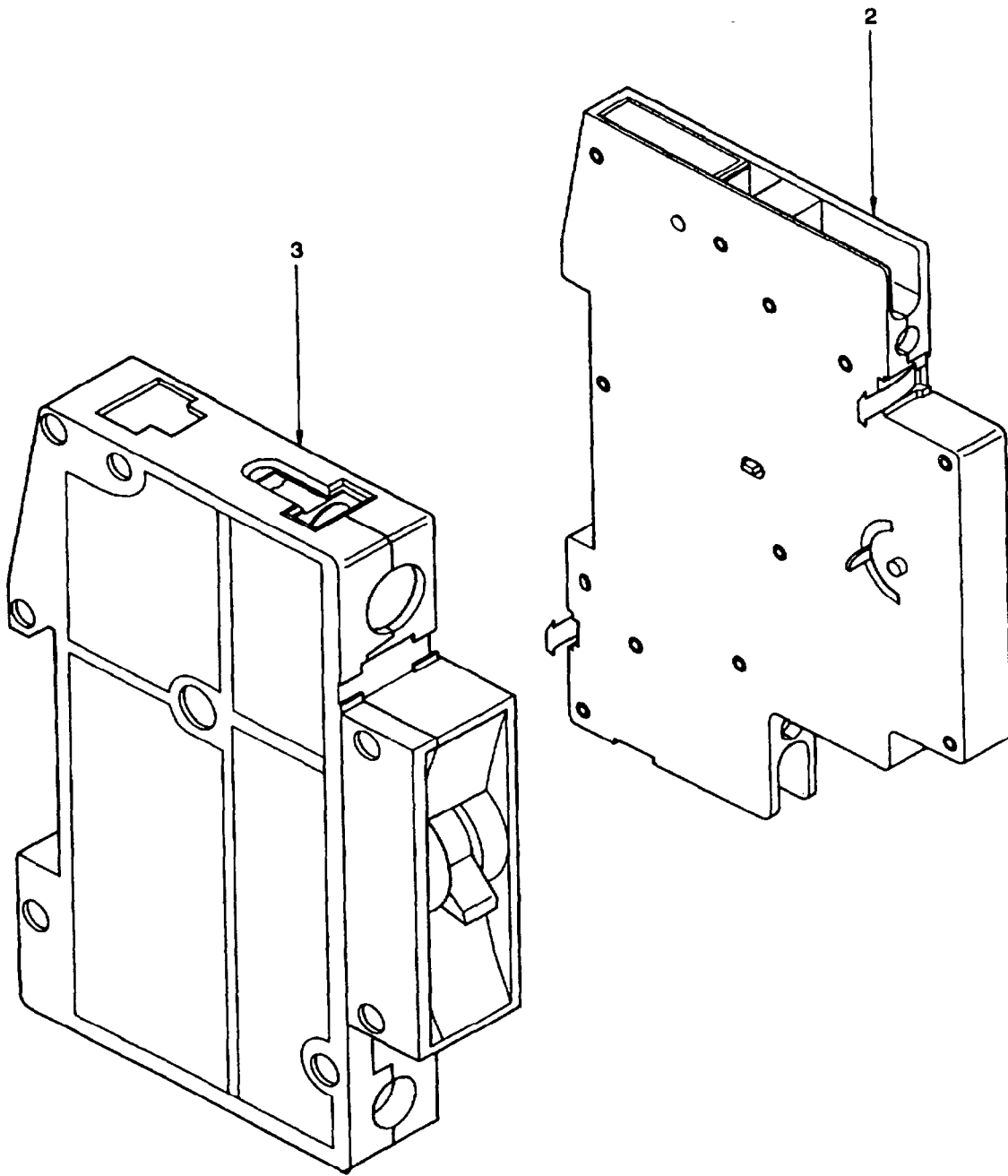


Figure 34. Circuit Breaker Assembly

SECTION II

TM 9-6115-668-23P

(1) ILLUSTRATION		(2)	(3)	(4)	(5)	(6)	(7)
(a) FIG NO.	(b) ITEM NO.	SMR CODE	NATIONAL STOCK NUMBER	CAGEC	PART NUMBER	DESCRIPTION AND USABLE ON CODES (UOC)	QTY INC IN UNIT
						GROUP 020303A	
						CONTROL CABINET ASSEMBLY	
						CIRCUIT BREAKER	
34	1	XBFFF		D0857	390.39.0002	CIRCUIT BREAKER ASSEMBLY	1
34	2	PAFZZ		D1149	5SX9100	SWITCH,ELECTRONIC	1
34	3	PAFZZ	5925-12-326-1276	D1230	5SX2105-7	CIRCUIT BREAKER	1
						END OF FIGURE	

1
2 Thru 8

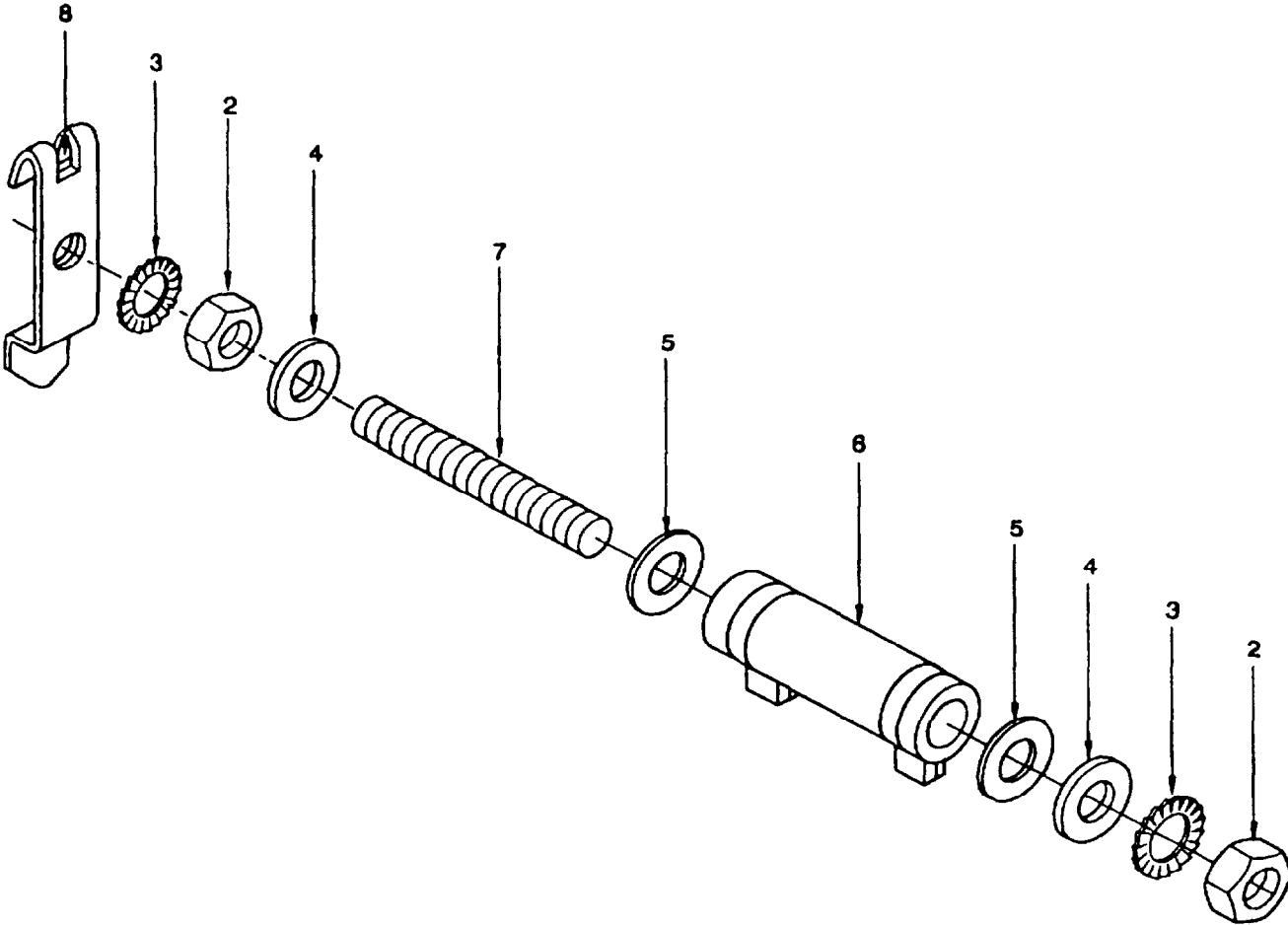


Figure 35. Resistor Assembly, Mounted

SECTION II

TM 9-6115-668-23P

(1) ILLUSTRATION		(2)	(3)	(4)	(5)	(6)	(7)
(a) FIG NO.	(b) ITEM NO.	SMR CODE	NATIONAL STOCK NUMBER	CAGEC	PART NUMBER	DESCRIPTION AND USABLE ON CODES (UOC)	QTY INC IN UNIT
						GROUP 020304	
						CONTROL CABINET ASSEMBLY	
						RESISTOR ASSY, MOUNTED	
35	1	XBOFF		D0857	525.14.0021	RESISTOR ASSEMBLY, MOUNTED	1
35	2	PAOZZ	5310-12-151-7866	D8286	DIN934-M4-A4-70	NUT, PLAIN, HEXAGON	2
35	3	PAOZZ	5310-01-407-4764	62380	152.269	WASHER, LOCK	2
35	4	PAOZZ	5310-12-158-2236	D8286	DIN125-B4,3-A4-7 0	WASHER, FLAT	2
35	5	PAOZZ	5310-12-345-4102	C0882	3.03.049	WASHER, FLAT	2
35	6	PAOZZ	5905-12-345-9376	D0857	525.01.0031	RESISTOR, FIXED, WIRE WOUND, 4,7 OHM 10%	1
35	7	MFFZZ		D0857	320.03.0027-2.73 INCH	ROD, THREADED (MAKE FROM (D8286) P/N DIN975-M4-A4-70) 2.73 INCH	
35	8	PAOZZ	5340-12-322-4544	D8527	181-55800	CLIP, SPRING TENSION	1
						END OF FIGURE	

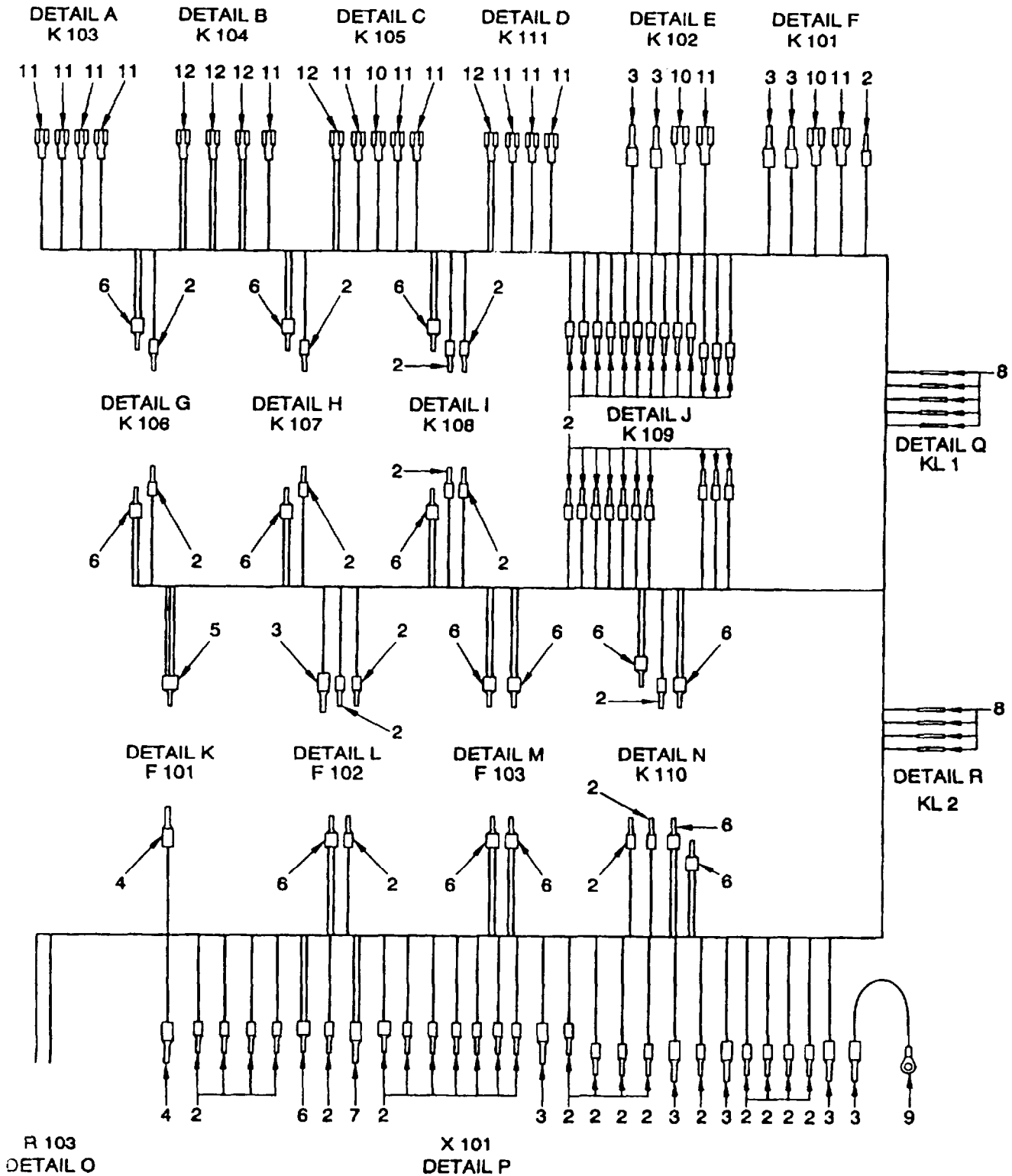


Figure 36. Wiring, Preheating Board
Sheet 1 of 14

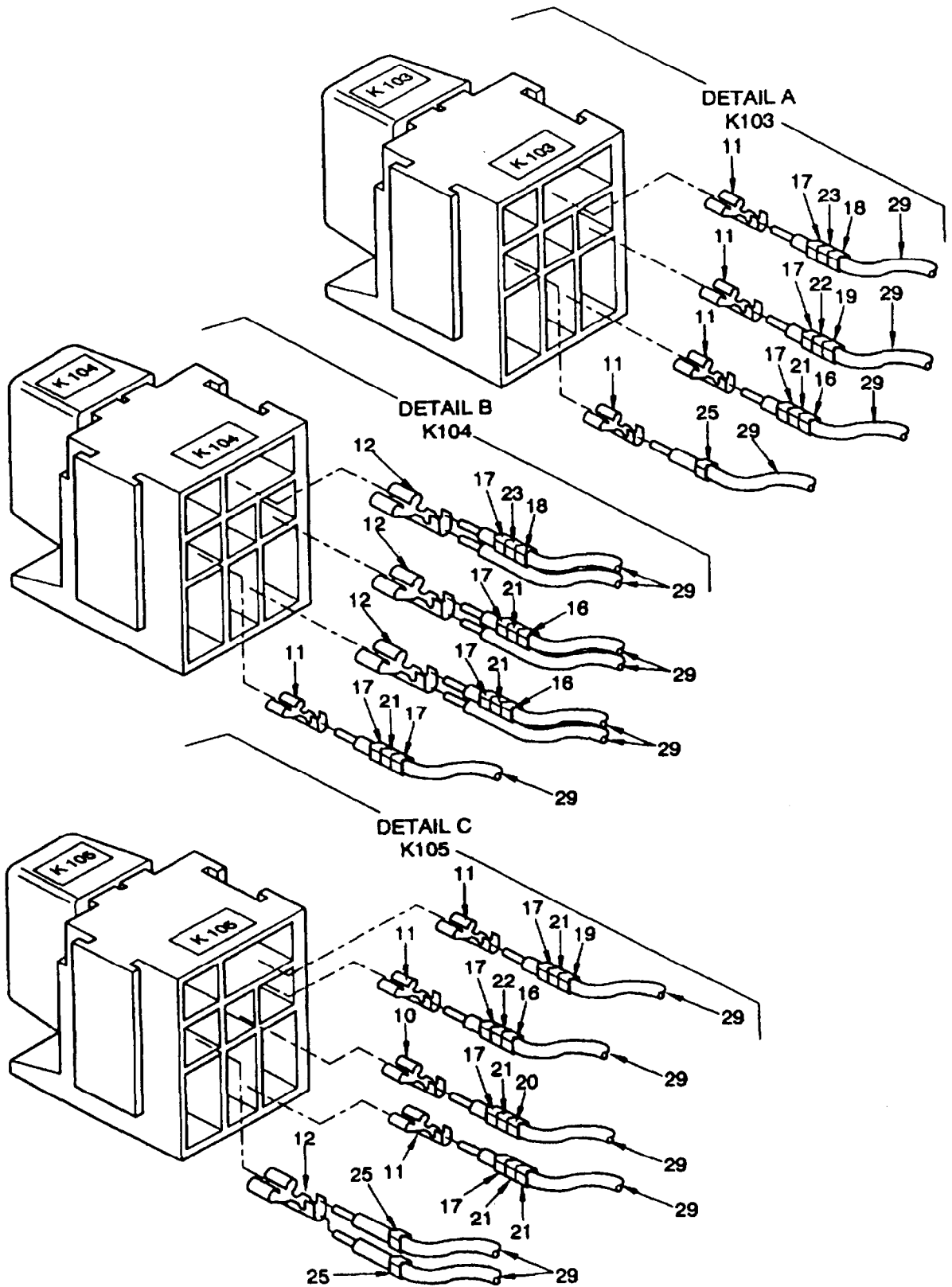


Figure 36. Wiring, Preheating Board
Sheet 2 of 14

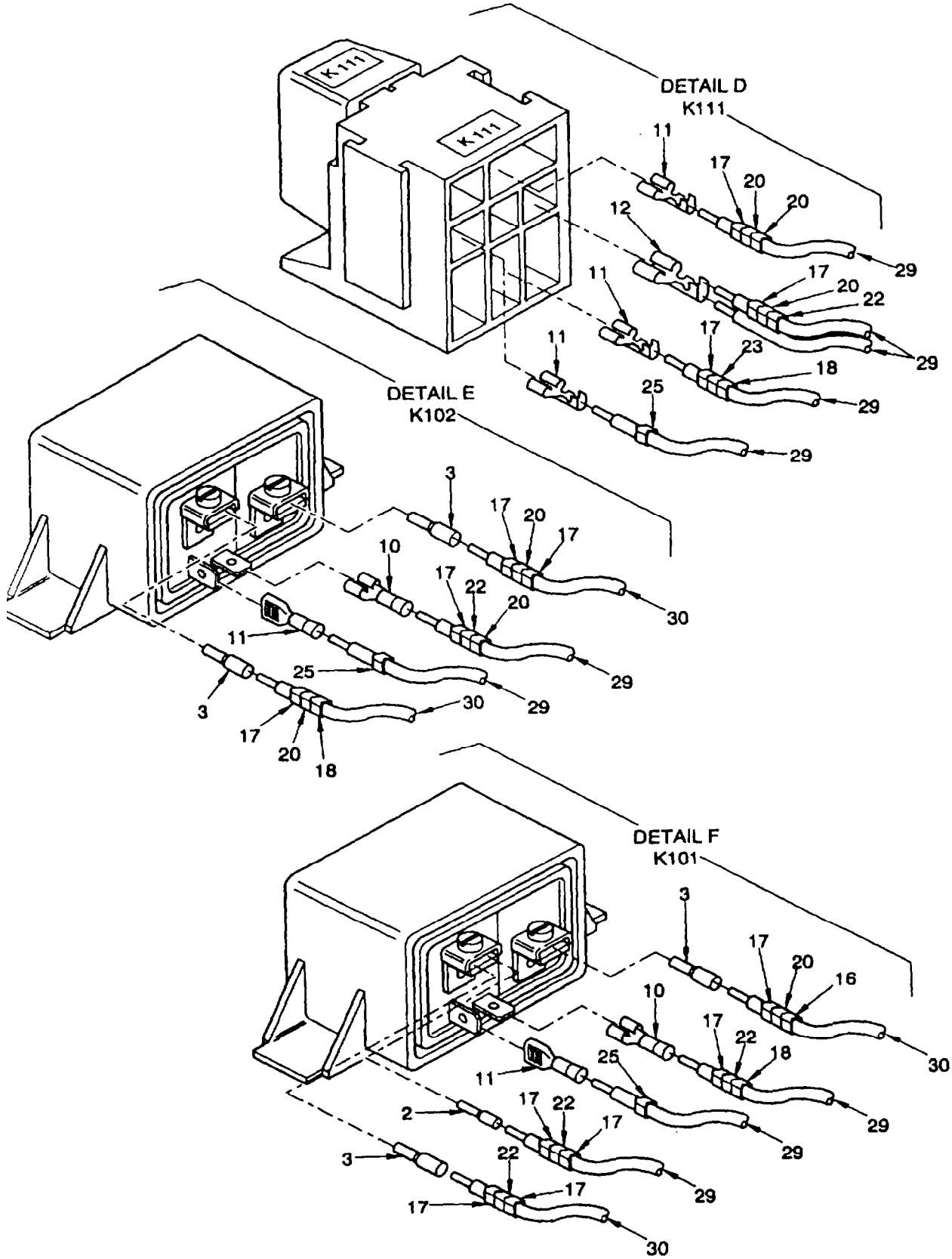


Figure 36. Wiring. Preheating Board
Sheet 3 of 14

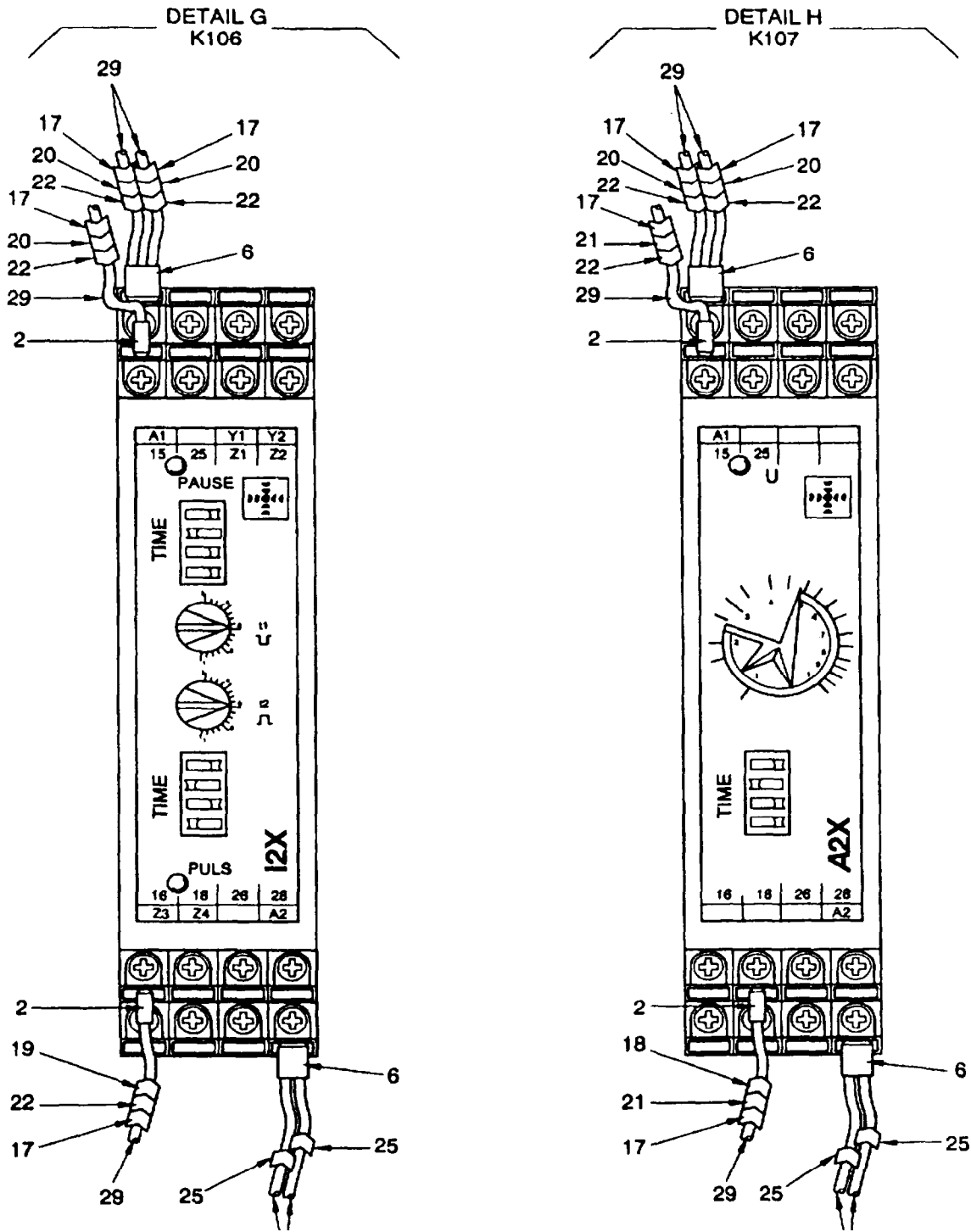


Figure 36. Wiring, Preheating Board
Sheet 4 of 14

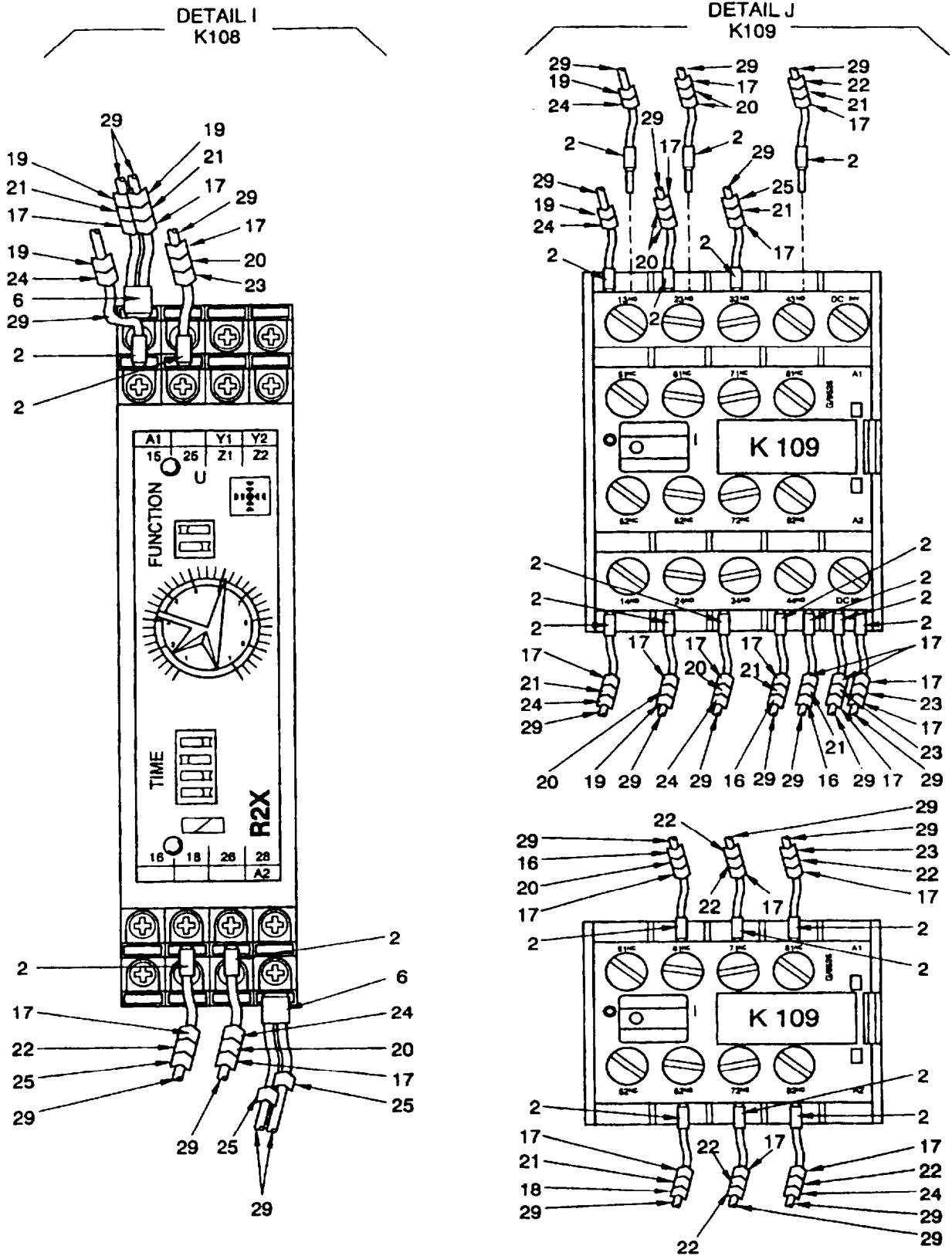


Figure 36. Wiring, Preheating Board
Sheet 5 of 14

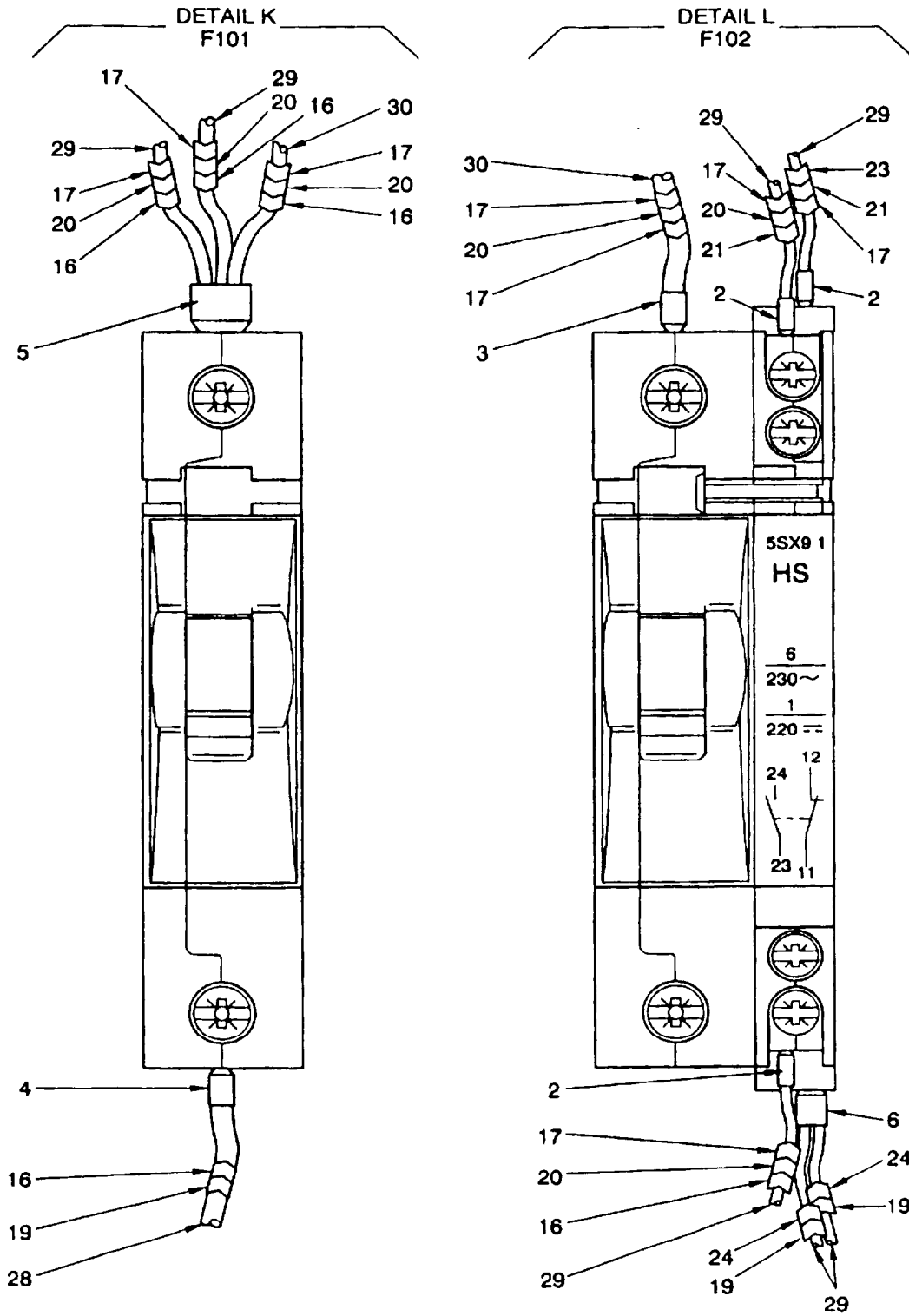


Figure 36. Wiring, Preheating Board
Sheet 6 of 14

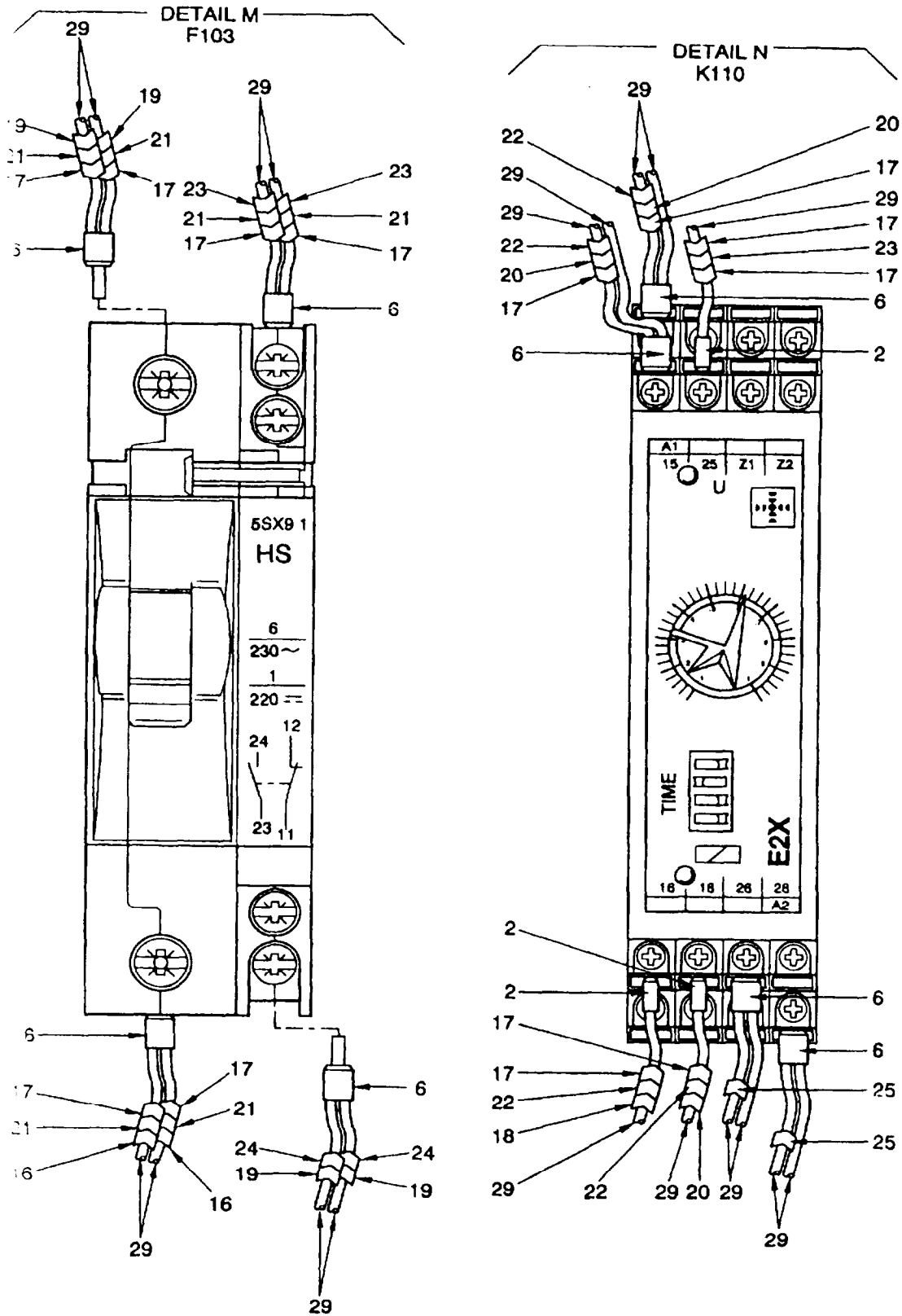


Figure 36. Wiring, Preheating Board
Sheet 7 of 14

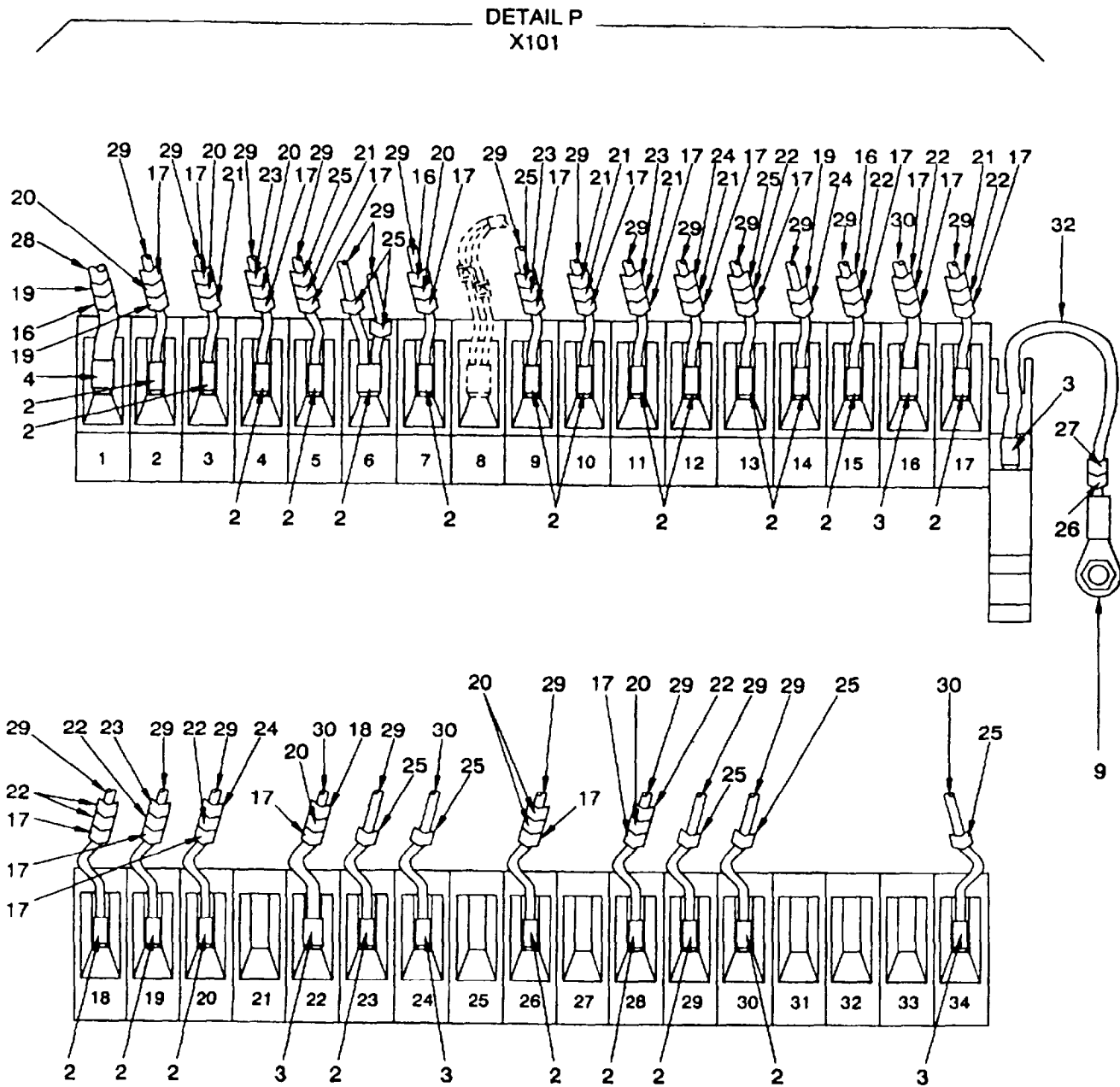


Figure 36. Wiring, Preheating Board
Sheet 8 of 14

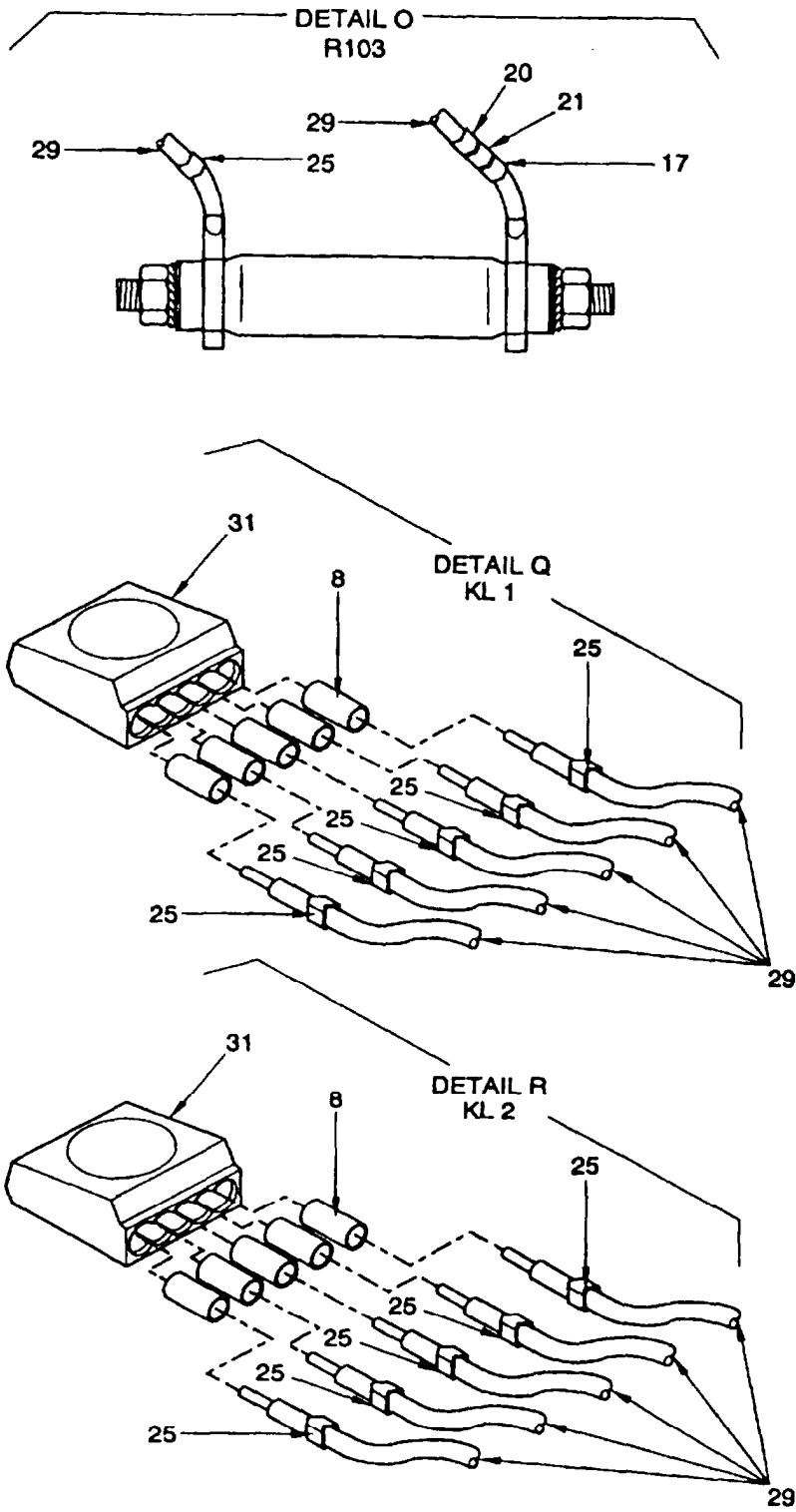


Figure 36. Wiring, Preheating Board
Sheet 9 of 14

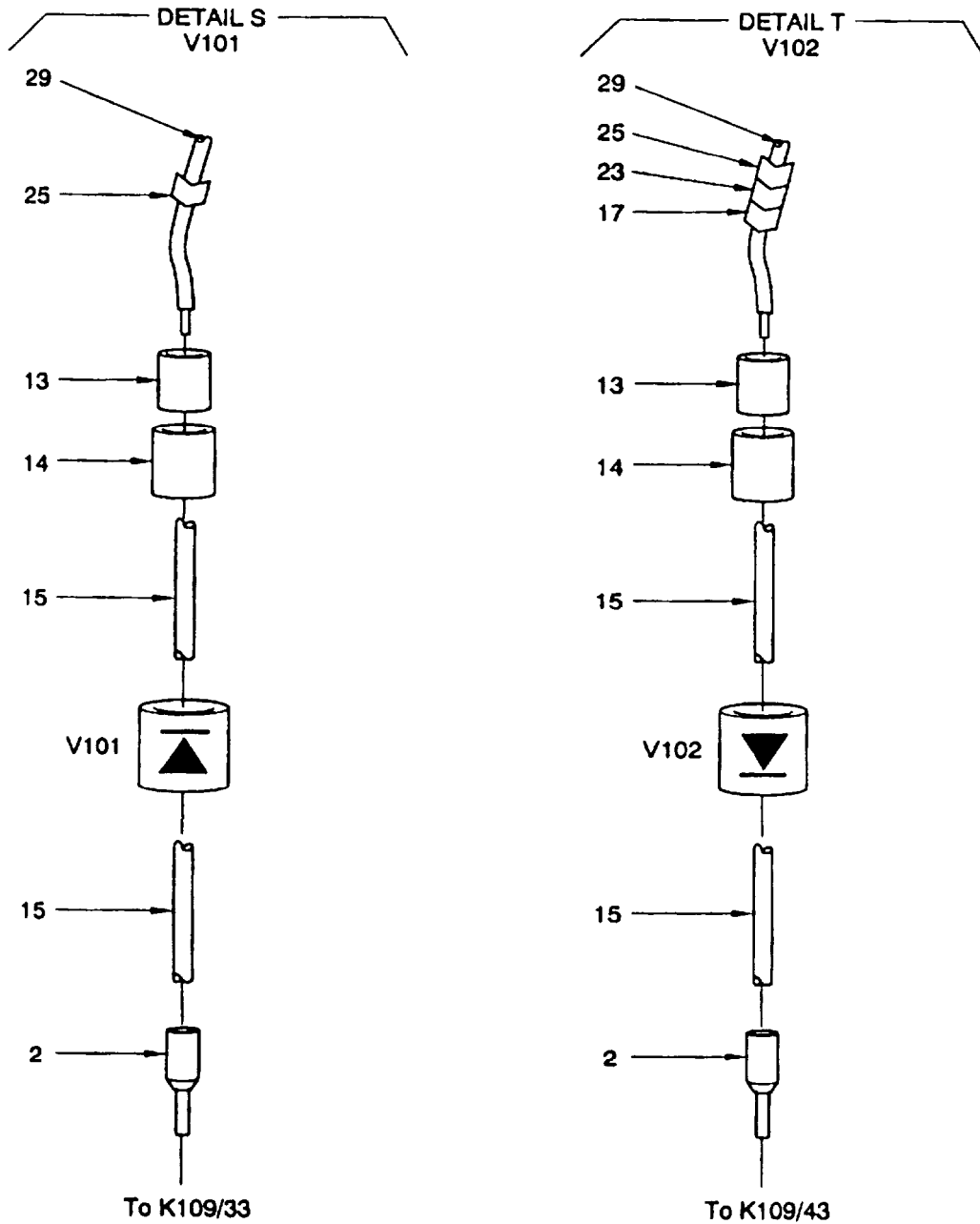


Figure 36. Wiring, Preheating Board
Sheet 10 of 14

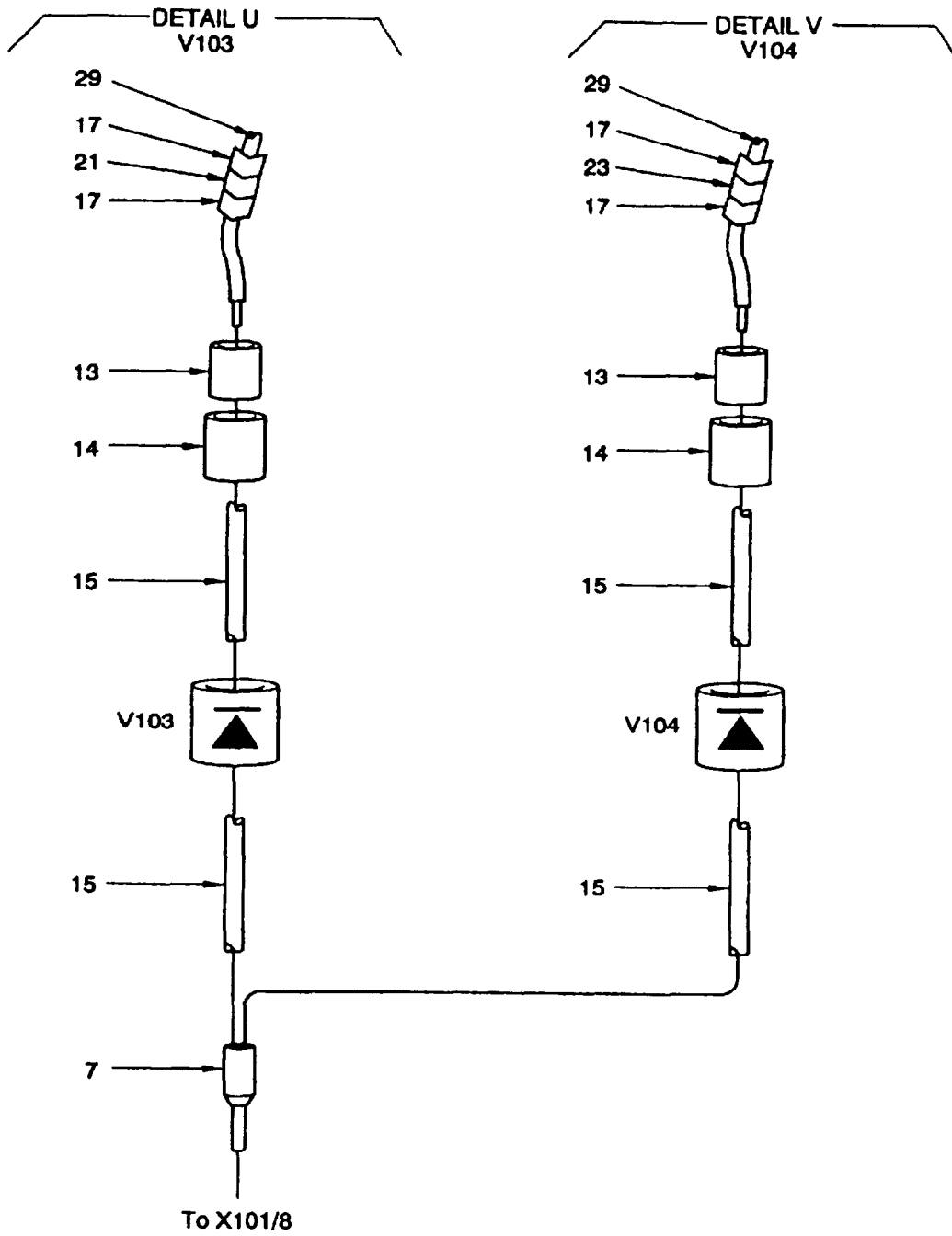


Figure 36. Wiring, Preheating Board
Sheet 11 of 14

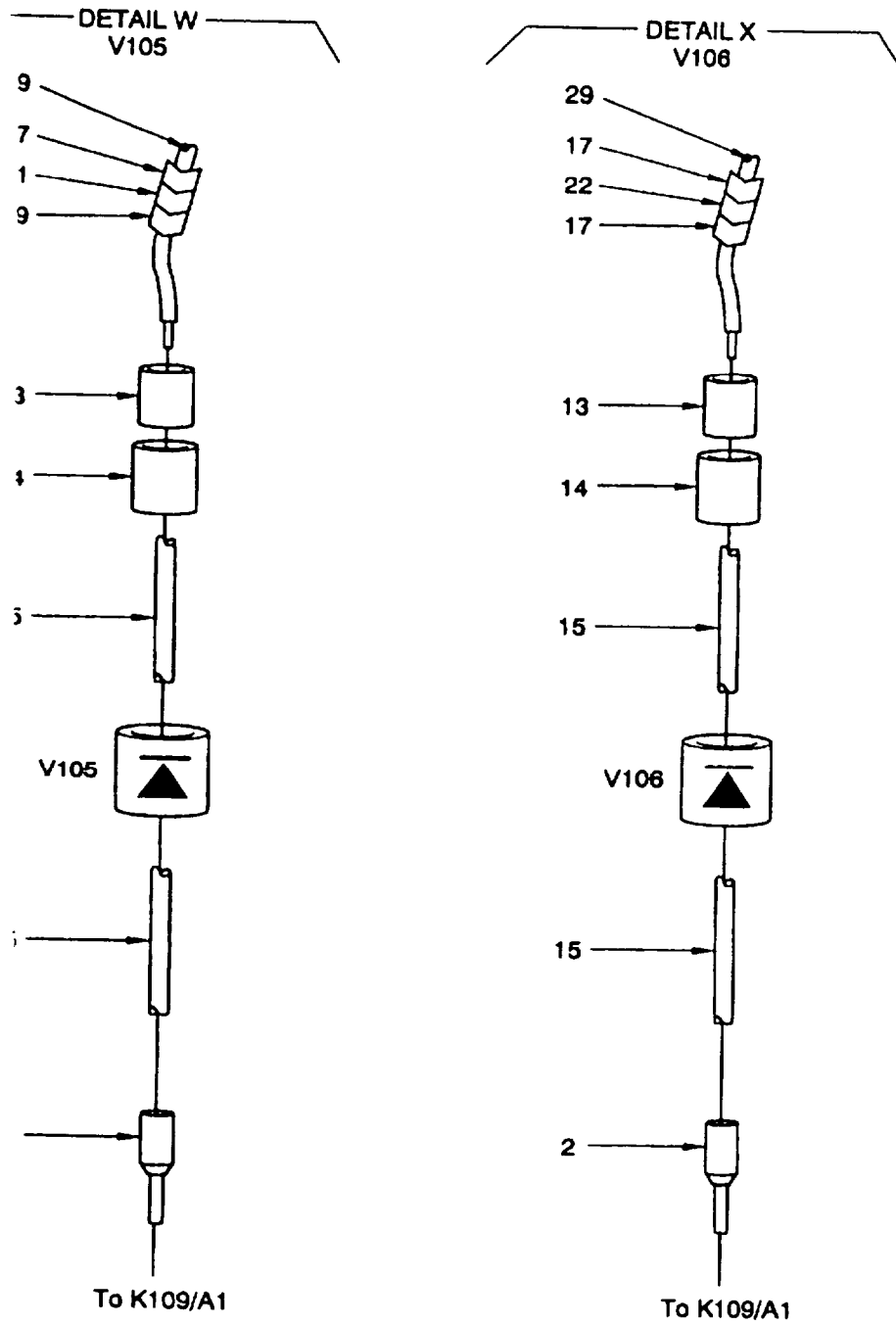


Figure 36. Wiring, Preheating Board
Sheet 12 of 14

Fig. 36 - Wire List Table

WIRE REF NO.	FIG. 36 ITEM NO. WIRE MARKING	FROM	FIG. 36 ITEM NO.	TO	FIG. 36 ITEM NO.	FIG. 36 ITEM NO.	WIRE COLOR	WIRE LENGTH	UOC
0	25	X101/29	2	X101/6	6	29	WHT	5.07	FLW
0	25	X101/16		X101/23	2	29	WHT	5.07	FLW
0	25	K101/65	11	KL 1	8	29	WHT	9.75	FLW
0	25	K102/85	11	KL 1	8	29	WHT	6.63	FLW
0	25	K103/65	11	KL 1	6	29	WHT	12.48	FLW
0	25	K111/85	11	K105/85	12	29	WHT	7.60	FLW
0	25	K105/85		KL 1	8	29	WHT	10.92	FLW
0	25	KL 1	8	KL2	8	29	WHT	10.92	FLW
0	25	KL2	8	K108/A2	6	29	WHT	8.58	FLW
0	25	K108/A2		K107/A2	6	29	WHT	7.02	FLW
0	25	K107/A2		K106/A2	6	29	WHT	7.02	FLW
0	25	K106/A2		K110/A2	6	29	WHT	17.55	FLW
0	25	K110/A2		K110/26	6	29	WHT	7.80	FLW
0	25	K110/26		X101/30	2	29	WHT	9.75	FLW
0	25	X101/24	3	X101/34	3	30	WHT	5.07	FLW
0	25	KL2	8	V101/-	13	29	WHT	9.75	FLW
0	25	KL2	8	R103/L	SOL	29	WHT	15.60	FLW
14	16,19	X101/1	4	F101/1	4	26	WHT	3.51	FLW
94	24,19	X101/14	2	F102/11	6	29	WHT	4.29	FLW
94	24,19	F102/11		F103/11	6	29	WHT	4.29	FLW
94	24,19	F103/11		K109/13	2	29	WHT	18.72	FLW
94	24,19	K109/13	2	K108/15	2	29	WHT	7.02	FLW
251	17,20,16	F101/2	5	K109/61	2	29	WHT	16.77	FLW
251	17,20,16	F101/2		F102/23	2	29	WHT	16.77	FLW
251	17,20,16	F101/2		K101/30	3	30	WHT	17.55	FLW
252	17,20	F102/2	3	K102/30	3	30	WHT	13.65	FLW
253	17,20,16	K102/87	3	X101/22	3	30	WHT	19.11	FLW
254	17,20,19	K109/24	2	X101/2	2	29	WHT	15.99	FLW
255	17,20	K111/30	11	K109/23	2	29	WHT	6.24	FLW
255	17,20	K109/23	2	X101/26	2	29	WHT	19.50	FLW
256	17,20,21	F102/24	2	X101/3	2	29	WHT	15.99	FLW
257	17,20,22	X101/28	2	K110/A1	6	29	WHT	14.82	FLW
257	97,20,22	K110/A1		K110/15	6	29	WHT	7.80	FLW
257	17,20,22	K110/15		K111/86	12	29	WHT	13.65	FLW
257	17,20,22	K111/86		K107/A1	6	29	WHT	9.75	FLW
257	17,20,22	K107/A1		K106/A1	6	29	WHT	7.41	FLW
257	17,20,22	K106/A1		K106/15	2	29	WHT	7.80	FLW
258	17,20,23	X101/4	2	K108/25	2	29	WHT	21.84	FLW
259	17,20,24	K108/26	2	K109/34	2	29	WHT	6.63	FLW
260	17,21,25	X101/5	2	K109/33	2	29	WHT	20.67	FLW
		K109/33	2	V101/+					
261	17,21,16	X101/7	2	F103/1	6	29	WHT	3.51	FLW
261	17,21,16	F103/1		K109/44	2	29	WHT	13.65	FLW
261	17,21,16	K109/44	2	K104/86	12	29	WHT	15.21	FLW
261	17,21,16	K104/86		K104/87	12	29	WHT	7.02	FLW
261	17,21,16	K104/87		K103/87	11	29	WHT	7.41	FLW
262	17,21	K104/85	11	V103/-	13	29	WHT	21.45	FLW
263	17,21,18	K109/62	2	K107/18	2	29	WHT	8.97	FLW
264	17,21,19	F103/2	6	K105/30	11	29	WHT	14.43	FLW
264	17,21,19	F103/2		K108/A1	16	29	WHT	13.65	FLW

Figure 36. Wiring, Preheating Board
Sheet 13 of 14

Fig.36 - Wire List Table

WIRE REF NO.	FIG. 36 ITEM NO. WIRE MARKING	FROM	FIG. 36 ITEM NO.	TO	FIG. 36 ITEM NO.	FIG.36 ITEM NO.	WIRE COLOR	WIRE LENGTH	UOC
264	17,21,19	K108/A1		V105/-	13	29	WHT	4.68	FLW
265	17,21,20	K105/87a	10	R103/N	SOL	29	WHT	24.18	FLW
266	17,21	X101/10	2	K105/87	11	29	WHT	20.28	FLW
267	17,21,22	K109/43	2	K107/15	2	29	WHT	8.97	FLW
		K109/43	2	V102/-					
268	17,21,23	X101/11	2	F103/12	6	29	WHT	13.26	FLW
268	17,21,23	F103/12		F102/12	2	29	WHT	5.46	FLW
288	17,21,24	X101/12	2	K109/14	2	29	WHT	13.26	FLW
270	17,22,25	X101/13	2	K108/18	2	29	WHT	13.65	FLW
271	17,22,18	X101/15	2	K105/86	11	29	WHT	18.33	FLW
272	17,22	X101/16	3	K101/87	3	30	WHT	19.11	FLW
272	17,22	K101/87	2	V106/-	13	29	WHT	5.85	FLW
273	17,22,16	K101/86	10	K110/16	2	29	WHT	20.67	FLW
274	17,22,19	K103/86	11	K106/16	2	29	WHT	20.28	FLW
275	17,22,20	K102/86	10	K118/18	2	29	WHT	18.33	FLW
276	17,22,21	X101/17	2	K109/71	2	29	WHT	17.55	FLW
277	17,22	X101/18	2	K109/72	2	29	WHT	15.99	FLW
278	17,22,23	X101/19	2	K109/81	2	29	WHT	21.06	FLW
279	17,22,24	X101/20	2	K109/82	2	29	WHT	14.82	FLW
280	17,233,25	X101/9	2	V102/+	13	29	WHT	17.55	FLW
282	17,23	K109/A2	2	V104/-	13	29	WHT	11.70	FLW
282	17,23	K109/A2	2	K110/25	2	29	WHT	7.02	FLW
283	17,23,18	K103/03	11	K104/30	12	29	WHT	7.80	FLW
283	17,23,18	K104/30		K111/87	11	29	WHT	8.19	FLW
SL	27,26	GND M4	9	X101/PE	3	32	GRN/YEL	3.96	FLW
		V103/+	7	X101/8					
		V104/+		X101/8					
		V105/+	2	K109/A1					
		V106/+	2	K109/A1					

Figure 36. Wiring, Preheating Board
Sheet 14 of 14

SECTION II

TM 9-6115-668-23P

(1) ILLUSTRATION		(2)	(3)	(4)	(5)	(6)	(7)
(a) FIG NO.	(b) ITEM NO.	SMR CODE	NATIONAL STOCK NUMBER	CAGEC	PART NUMBER	DESCRIPTION AND USABLE ON CODES (UOC)	QTY INC IN UNIT
						GROUP 020305 CONTROL CABINET ASSEMBLY WIRING, PREHEATING BOARD	
36	1	XCFFF		D0857	9-073-003-0013	WIRING,PREHEATING BOARD	1
36	2	PAFZZ	5940-12-335-8520	D0857	170.01.0006	FERRULE,ELECTRICAL AWG 15 RED	59
36	3	PAFZZ	5940-12-338-8596	D8857	901916	FERRULE,ELECTRICAL AWG 14 BLUE	10
36	4	PAFZZ	5940-12-337-7544	D9477	VG96933T20A019A	FERRULE,ELECTRICAL AWG 11 GREY	2
36	5	PAFZZ	5940-12-331-9162	D0857	170.01.0012	FERRULE,ELECTRICAL AWG 11 BLACK	1
36	6	PAFZZ	5940-12-345-6187	D0857	170.01.0027	FERRULE,ELECTRICAL 2X1.5	16
36	7	PAFZZ	5940-12-345-9212	D0857	170.01.0028	FERRULE,ELECTRICAL 2X2.5 BLUE	1
36	8	PAFZZ	5940-12-154-6859	D8286	DIN46228-A1,5-10	FERRULE,ELECTRICAL 1.5 PLAIN	8
36	9	PAFZZ	5940-12-143-7560	D2096	RSY7108A4-2,5	TERMINAL,LUG	1
36	10	PAFZZ	5940-12-183-3939	D9521	05054.123.009	TERMINAL,QUICK DISCONNECT	3
36	11	PAFZZ		D8814	50 251 518	TERMINAL,FLAT,SOCKET	13
36	12	PAFZZ		D8814	50 251 516	TERMINAL,FLAT,SOCKET	5
36	13	PAFZZ	5940-12-175-7347	D8286	DIN46341-A2,5	SPLICE,CONDUCTOR	6
36	14	MFFZZ		D0857	115.04.0025	SLEEVE,SHRINKABLE(MAKE FROM (D8527) P/N 305-04800) AS REQUIRED	1
36	15	MFFZZ	4720-12-346-5191	D0857	175.03.0008	TUBING,NONMETALLIC KE FROM (D0857) P/N 175.03.0008) AS REQUIRED	1
36	16	PAFZZ	5975-12-173-1194	D0857	405.11.0005	SLEEVE,MARKER,CABLE PA1/3 YELLOW/ BLACK 1	20
36	17	PAFZZ	5975-12-173-1195	D0857	405.11.0006	SLEEVE,MARKER,CABLE PA1/3 YELLOW/ BLACK 2	116
36	18	PAFZZ	5975-12-173-1196	D0857	405.11.0007	SLEEVE,MARKER,CABLE PA1/3 YELLOW/ BLACK 3	10
36	19	PAFZZ	5975-12-173-1197	D0857	405.11.0008	SLEEVE,MARKER,CABLE PA1/3 YELLOW/ BLACK 4	20
36	20	PAFZZ	5975-12-173-1198	D0857	405.11.0009	SLEEVE,MARKER,CABLE PA1/3 YELLOW/ BLACK 5	42
36	21	PAFZZ	5975-12-173-1199	D0857	405.11.0010	SLEEVE,MARKER,CABLE PA1/3 YELLOW/ BLACK 6	44
36	22	PAFZZ	5975-12-173-1200	D0857	405.11.0011	SLEEVE,MARKER,CABLE PA1/3 YELLOW/ BLACK 7	40
36	23	PAFZZ	5975-12-173-1201	D0857	405.11.0012	SLEEVE,MARKER,CABLE PA1/3 YELLOW/ BLACK 8	18
36	24	PAFZZ	5975-12-186-2519	D0857	405.11.0013	SLEEVE,MARKER,CABLE PA1/3 YELLOW/ BLACK 9	14
36	25	PAFZZ	5975-12-173-1193	D0857	405.11.0014	SLEEVE,MARKER,CABLE PA1/3 YELLOW/ BLACK 0	42
36	26	PAFZZ	5975-12-345-5139	D0857	405.11.0027	SLEEVE,MARKER,CABLE PA1/3 YELLOW/ BLACK L	2
36	27	PAFZZ	5975-12-331-6101	D0857	405.11.0034	SLEEVE,MARKER,CABLE PA1/3 YELLOW/ BLACK S	2
36	28	MFFZZ		D0857	180.03.0002	WIRE,ELECTRICAL (MA KE FROM (83873) P/N NOMEX155-U 4.00 "F" WHT) AS REQUIRED	1
36	29	MFFZZ		D0857	180.03.0003	WIRE,ELECTRICAL KE FROM (83873) P/ N NOMEX155-U 1.50 "F" WHT) AS REQUIRED	1
36	30	MFFZZ		D0857	180.03.0004	WIRE,ELECTRICAL KE FROM (83873) P/ N NOMEX155-U 2.50 "F" WHT) AS REQUIRED	1
36	31	PAFZZ	5940-12-345-8730	D1230	5VD1197-5X2,5	TERMINAL BOARD ELECTRICAL	1
36	32	MFFZZ		D0857	180.06.0030	CABLE (MAKE FROM (D 1230) P/N 5DA2378-5) AS REQUIRED	1
						END OF FIGURE	

1
2 Thru 11

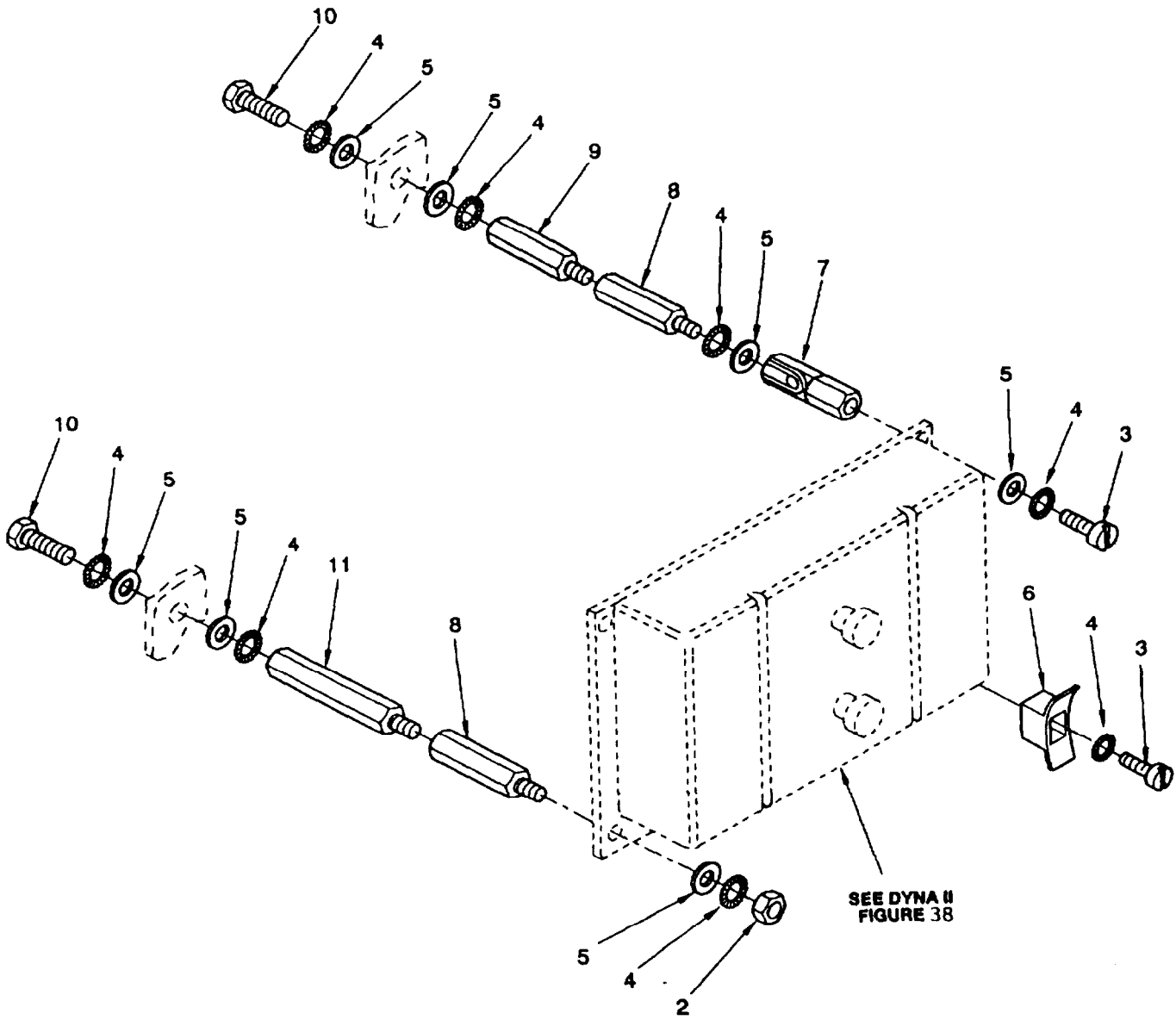


Figure 37 Control Cabinet, DYNA II, Power Control Installation

SECTION II

TM 9-6115-668-23P

(1) ILLUSTRATION		(2)	(3)	(4)	(5)	(6)	(7)
(a) FIG NO.	(b) ITEM NO.	SMR CODE	NATIONAL STOCK NUMBER	CAGEC	PART NUMBER	DESCRIPTION AND USABLE ON CODES (UOC)	QTY INC IN UNIT
						GROUP 0204 CONTROL CABINET ASSEMBLY (DYNA II, POWER CONTROL, INSTALLATION)	
37	1	XCOFF		D0857	420.02.0120-8	CONTROL CABINET (DYNA II,POWER CONTROL,INSTALLATION)	1
37	2	PAOZZ	5310-12-154-3112	D8286	DIN934-M5-A4-70	NUT,PLAIN,HEXAGON	2
37	3	PAOZZ	5305-12-158-4224	D8286	DIN84-M5X10-A4-7 0	SCREW,MACHINE	2
37	4	PAOZZ	5310-12-124-0889	D8286	DIN6798-A5,3-FST	WASHER,LOCK	14
37	5	PAOZZ	5310-12-175-0041	D8286	DIN125-B5,3-140H V-A4	WASHER,FLAT	13
37	6	PAOZZ	5975-12-196-0743	D8527	151-27019	HALTER,KABEL	1
37	7	XBOZZ		C0882	5.25.301	SPACER	2
37	8	XBOZZ		C0882	5.15.601	SPACER	4
37	9	XBOZZ		C0882	5.15.201	SPACER	2
37	10	PAOZZ	5305-12-161-4339	D8286	DIN933-M5X12-A4- 70	SCREW,CAP,HEXAGON HEAD	4
37	11	XBOZZ	5340-12-345-5051	C0882	5.15.501	STANDOFF,THREADED,SNAP-IN	2
						END OF FIGURE	

1
2 Thru 9

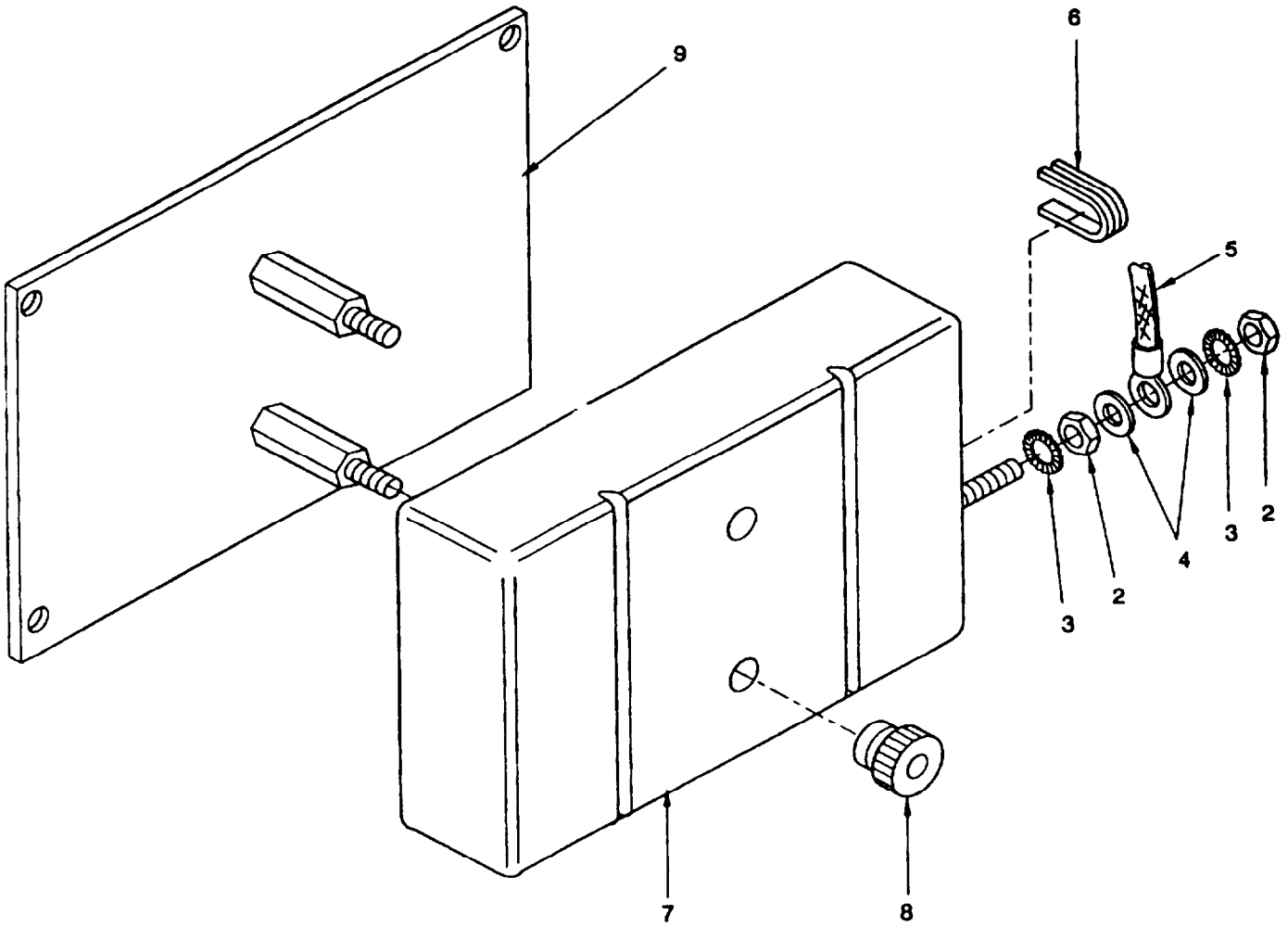


Figure 38. DYNA II, Power Control Assembly

SECTION II

TM 9-6115-668-23P

(1) ILLUSTRATION		(2)	(3)	(4)	(5)	(6)	(7)
(a) FIG NO.	(b) ITEM NO.	SMR CODE	NATIONAL STOCK NUMBER	CAGEC	PART NUMBER	DESCRIPTION AND USABLE ON CODES (UOC)	QTY INC IN UNIT
						GROUP 020401 CONTROL CABINET ASSEMBLY DYNA II, POWER CONTROL ASSY	
38	1	XBFDD		D0857	335.01.0008	DYNA II,POWER CONTROL ASSEMBLY	1
38	2	PAFZZ	5310-12-154-3112	D8286	DIN934-M5-A4-70	NUT,PLAIN,HEXAGON	2
38	3	PAFZZ	5310-12-124-0889	D8286	DIN6798-A5,3-FST	WASHER,LOCK	2
38	4	PAFZZ	5310-12-175-0041	D8286	DIN125-B5,3-140H V-A4	WASHER,FLAT	2
38	5	PAFZZ		D8286	020.03.0033	STRIP,ELECTRICAL,GROUNDING	1
38	6	MFFZZ		D0857	065.02.0095-2.53 5 INCH	PROTECTION PROFILE, FOLDED EDGE (MAKE FROM (D8905) P/N 461 0028) 2.535 INCH (65MM) REQUIRED	1
38	7	XBFZZ		D0857	060.01.0019	COVER	1
38	8	PAFZZ	5310-01-454-5231	05624	14-089	NUT,PLAIN,ROUND	2
38	9	PAFDD	5945-01-456-5450	05624	DYN2 80110-801 I LS	RELAY,HYBRID DIGITAL ISOCHRONOUS LOAD SHARING MODULE WITH REVERSE POWER AND FORWARD POWER RELAY OUTPUTS AND AN ANALOG FORWARD POWER MONITORING OUTPUT	1
						END OF FIGURE	

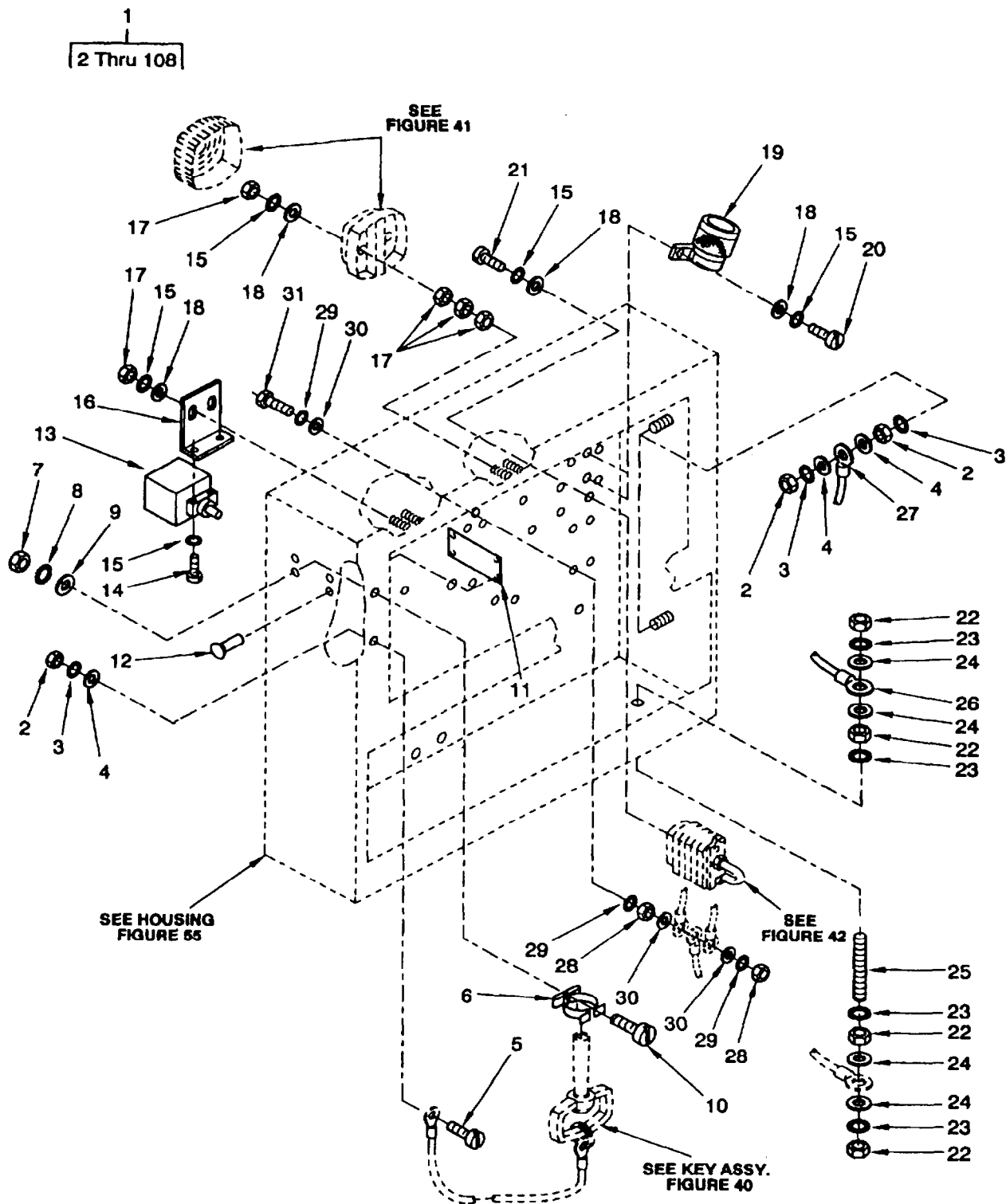


Figure 39. Control Cabinet Assembly, 150KW
Sheet 1 of 4

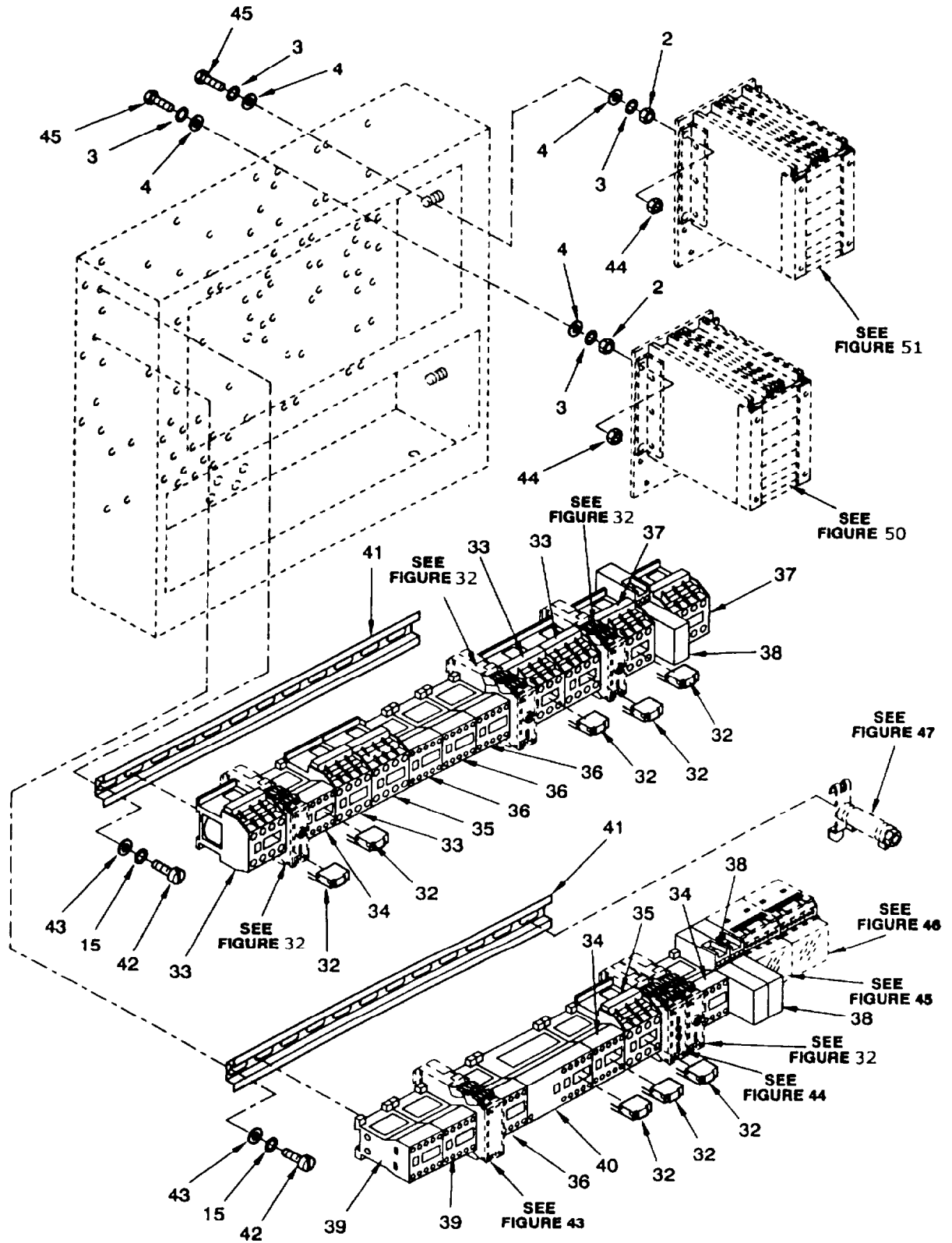


Figure 39 .Control Cabinet Assembly,150KW
Sheet 2 of 4

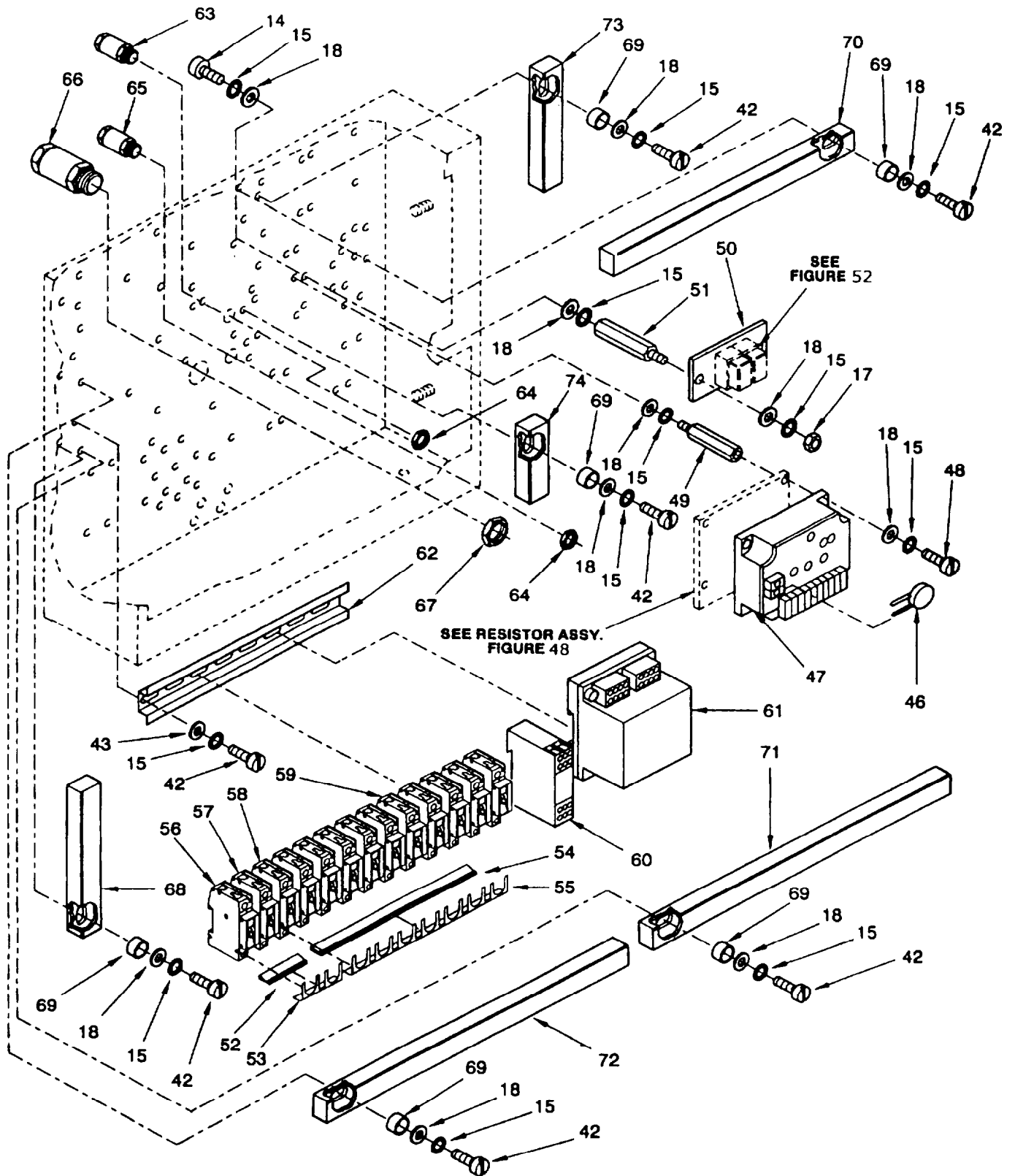


Figure 39 .Control Cabinet Assembly,150KW
Sheet 3 of 4

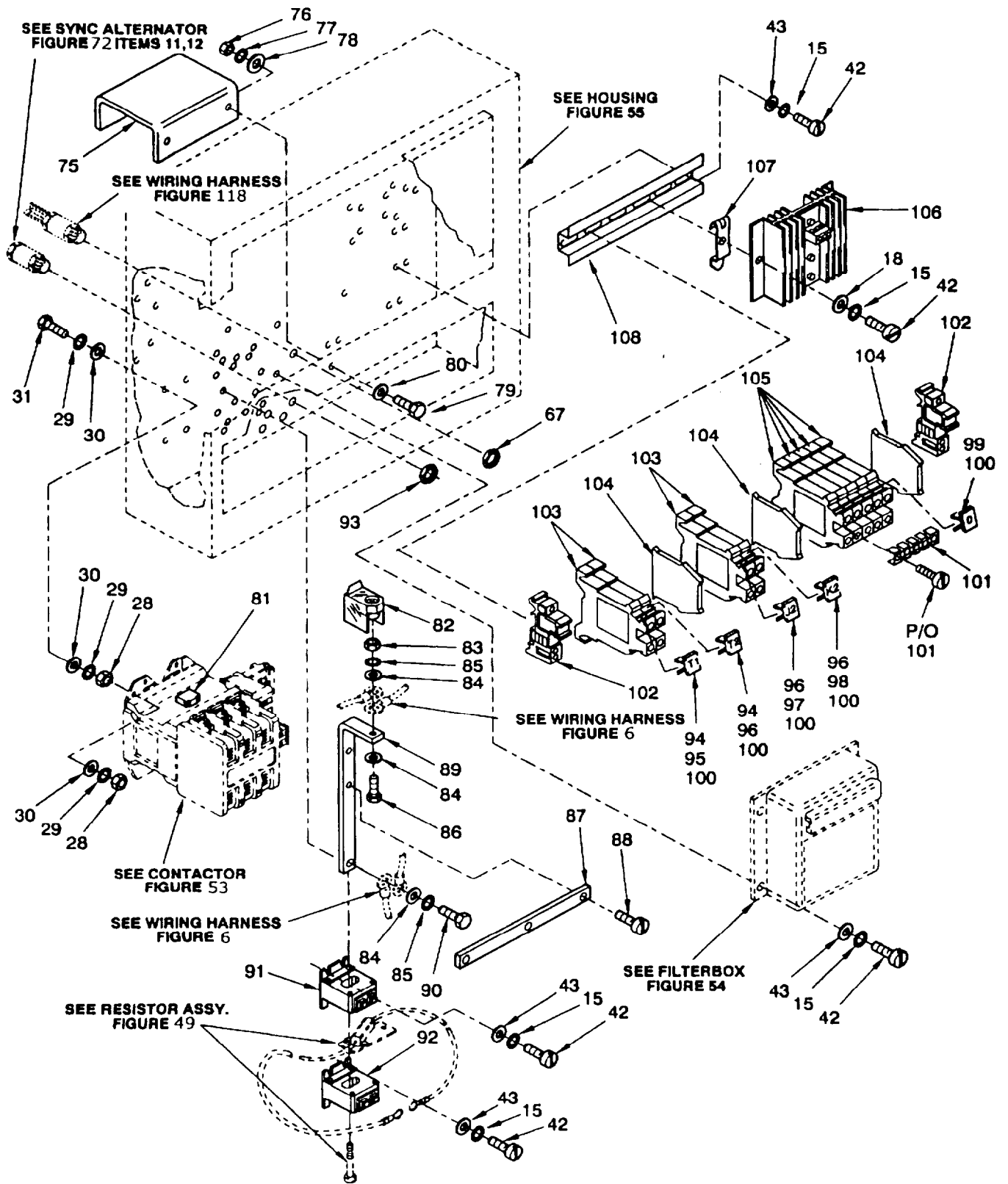


Figure 39. Control Cabinet Assembly, 150KVV
Sheet 4 of 4

SECTION II

TM 9-6115-668-23P

(1) ILLUSTRATION		(2) SMR CODE	(3) NATIONAL STOCK NUMBER	(4) CAGEC	(5) PART NUMBER	(6) DESCRIPTION AND USABLE ON CODES (UOC)	(7) QTY IN UNIT
(a) FIG NO.	(b) ITEM NO.						
GROUP 0205							
CONTROL CABINET ASSEMBLY							
39	1	XCFFF		D0857	420.02.0120-9	CONTROL CABINET ASSEMBLY	1
39	2	PAOZZ	5310-12-154-3112	D8286	DIN934-M5-A4-70	NUT,PLAIN,HEXAGON	13
39	3	PAOZZ	5310-12-124-0889	D8286	DIN6798-A5,3-FST	WASHER,LOCK	21
39	4	PAOZZ	5310-12-175-0041	D8286	DIN125-B5,3-140H V-A4	WASHER,FLAT	21
39	5	PAOZZ	5305-12-163-8078	D8286	DIN963-M5X16-A4- 70	SCREW,MACHINE	1
39	6	PAOZZ	5999-12-321-5963	D0857	435.07.0006	CLIP,ELECTRICAL	1
39	7	PAOZZ	5310-12-151-2287	D8286	DIN934-M3-A4-70	NUT,PLAIN,HEXAGON	1
39	8	PAOZZ	5310-12-131-5576	D8286	DIN6798-A3,2-FST	WASHER,LOCK	1
39	9	PAOZZ	5310-12-151-7821	D8286	DIN125-B3,2-A4-7 0	WASHER,FLAT	1
39	10	PAOZZ	5305-12-151-7827	D8286	DIN84-M3X10-A4-7 0	SCREW,MACHINE	1
39	11	XBOZZ		D0857	405.01.0340	PLATE,IDENTIFICATION (HOUSING, CONTROL CABINET)	1
39	12	XBOZZ		D8286	DIN7337-A3X6-AL- LEG.-BK-ST-A3P	RIVET,BLIND	4
39	13	PAOZZ	5930-12-316-5562	D1149	3SE3020-1A	SWITCH,SENSITIVE	1
39	14	PAOZZ	5305-12-151-7786	D8286	DIN84-M4X12-A4-7 0	SCREW,MACHINE	4
39	15	PAOZZ	5310-01-407-4764	62380	152.269	WASHER,LOCK	85
39	16	XBOZZ	5340-12-321-5035	D0857	160.03.0004	BRACKET,ANGLE	1
39	17	PAOZZ	5310-12-151-7866	D8286	DIN934-M4-A4-70	NUT,PLAIN,HEXAGON	12
39	18	PAOZZ	5310-12-158-2236	D8286	DIN125-B4,3-A4-7 0	WASHER,FLAT	49
39	19	PAOZZ	5975-12-313-1043	D8527	167-12298	BUSHING,ELECTRICAL 9	2
39	20	PAOZZ	5305-12-154-5885	D8286	DIN84-M4X16-A4-7	SCREW,MACHINE	4
39	21	PAOZZ	5305-12-151-7786	D8286	DIN84-M4X12-A4-7 0	SCREW,MACHINE	2
39	22	PAOZZ	5310-12-151-6713	D8286	DIN934-M12-A4-70	NUT,PLAIN,HEXAGON	4
39	23	PAOZZ	5310-12-124-0894	D8286	DIN6798-A13-FST	WASHER,LOCK	4
39	24	PAOZZ	5310-12-174-8361	D8286	DIN125-A13-A4-70	WASHER,FLAT	4
39	25	MOOZZ		D0857	040.03.0006-2.73 INCH	ROD,THREADED (MAKE FROM (D8286) P/ N DIN975-M12-A4-70) 2.73 INCH (70MM) REQUIRED	1
39	26	PAOZZ	6150-12-324-0187	D0857	020.03.0023	CABLE ASSEMBLY,SPECIAL PURPOSE	1
39	27	PAOZZ	6150-12-323-9971	D0857	020.03.0022	LEAD,ELECTRICAL	2
39	28	PAOZZ	5310-12-154-3038	D8286	DIN934-M8-A4-70	NUT,PLAIN,HEXAGON	10
39	29	PAOZZ	5310-12-124-0892	D8286	DIN6798-A8,4-FST	WASHER,LOCK	15
39	30	PAOZZ	5310-12-154-1380	D8286	DIN125-B8,4-140H V-A4	WASHER,FLAT	15
39	31	PAOZZ	5305-12-156-3727	D8286	DIN933-M8X30-A4- 70	SCREW,CAP,HEXAGON HEAD	5
39	32	PAOZZ	5961-12-321-7218	C3160	26051	SEMICONDUCTOR DEVICE	1
39	33	PAFZZ	5945-12-334-8298	D1149	3TH4244-0BB4	RELAY,ELECTROMAGNET	1
39	34	PAOZZ	5945-12-321-5419	D1149	3TH2031-0DB4	RELAY,ELECTROMAGNET	1
39	35	PAOZZ	6110-01-454-8511	D1149	3TF4001-0BB4	CONTACTOR,MAGNETIC	1
39	36	PAOZZ	5945-12-324-3723	D1149	3TH2040-0DB4	RELAY,ELECTROMAGNET	1
39	37	PAOZZ	5945-12-345-7584	D1149	3TF4022-0BB4	RELAY,ELECTROMAGNET	1
39	38	PAOZZ	5961-12-324-1594	D0493	2949428	RECTIFIER,SEMICONDUCTOR	1
39	39	PAOZZ	5945-12-324-3724	D1149	3TH2022-0BM4	RELAY,ELECTROMAGNETIC	1
39	40	PAOZZ	5945-12-342-1709	D1149	3TH2722-0BB4	RELAY,ELECTROMAGNETIC	1
39	41	XBOZZ		D0857	320.10.0001-22.4 25 INCH	RAIL,BEARING (MAKE FROM (D8857) P/ N 1175.0) 22.425 INCH (575MM) REQUIRED	2
39	42	PAOZZ	5305-12-151-8366	D8286	DIN84-M4X10-A4-7 0	SCREW,MACHINE	59

SECTION II

TM 9-6115-668-23P

(1) ILLUSTRATION		(2)	(3)	(4)	(5)	(6)	(7)
(a) FIG NO.	(b) ITEM NO.	SMR CODE	NATIONAL STOCK NUMBER	CAGEC	PART NUMBER	DESCRIPTION AND USABLE ON CODES (UOC)	QTY INC IN UNIT
39	43	PAOZZ	5310-12-188-7408	D8286	DIN9021-4,3-140H V-A4	WASHER,FLAT	34
39	44	PAOZZ	5310-12-179-8028	D8286	DIN985-M5-A4-70	NUT,SELF-LOCKING,HEXAGON	8
39	45	PAOZZ	5305-12-332-3308	D8286	DIN933-M5X25-A4- 70	SCREW,CAP,HEXAGON HEAD	8
39	46	PAFZZ	5905-12-183-3398	D1180	Q69-X3021	RESISTOR,VOLTAGE SENSITIVE	1
39	47	PAFFF	2990-01-419-2044	05624	DYN1 10506-001-0 -24	CONTROL UNIT,GOVERNOR	1
39	48	PAFZZ	5305-12-151-8301	D8286	DIN912-M4X12-A4- 70	SCREW,CAP,SOCKET HEAD	4
39	49	PAFZZ	5340-12-300-4963	C0882	5.14.201	POST,ELECTRICAL-MECHANICAL EQUIPMENT	4
39	50	XBOZZ		D0857	310.16.0015	PLATE,RELAY MOUNTING	1
39	51	XBOZZ	5340-12-190-2151	C0882	5.14.401	POST,ELECTRICAL-MECHANICL EQUIPMENT	2
39	52	PAOZZ	5970-12-345-5135	D0857	048.01.0032-1.36 5 INCH	ISOLATOR,SPECIAL(MAKE FROM (D8942) P/N I-KS-A) 1.365 INCH (35MM) REQUIRED	1
39	53	PAOZZ		D0857	048.01.0001-2 PO LE	CONTACT,ELECTRICAL(MAKE FROM (D8942) P/N KS-A) 1,365 INCH (35MM) REQUIRED	1
39	54	PAOZZ	5970-12-345-5136	D0857	048.01.0032-4.68 INCH	ISOLATOR,SPECIAL (MAKE FROM (D8942) P/N I-KS-A) 4.68 INCH (120MM) REQUIRED	1
39	55	PAOZZ		D0857	048.01.0001-7 PO LE	CONTACT,ELECTRICAL (MAKE FROM (D8942) P/N KS-A) 4.68 INCH (120MM) REQUIRED	1
39	56	PAOZZ		D1149	5SX2150-7	CIRCUIT BREAKER AUTOMATIC FUSE,50A	1
39	57	PAOZZ	5945-01-441-5015	D0857	390.11.0084	RELAY,ELECTROMAGNETIC	1
39	58	PAOZZ		D1149	5SX2116-6	CIRCUIT BREAKER AUTOMATIC FUSE, 16A	1
39	59	PAOZZ	5925-12-337-9706	D1149	5SX2120-7	CIRCUIT BREAKER AUTOMATIC FUSE, 20A	1
39	60	PAOZZ	6110-12-342-1710	D1149	3UN2100-0AB4	PROTECTOR,THERMAL-O VERLOAD, ELECTRICAL MOTOR	1
39	61	PAOZZ		D0290	4803Y0040Q0	TRANSFORMER,POWER 208V/120V; 600/ 5A; 400HZ; 0 THROUGH 200KW	1
39	62	XBOZZ		D0857	320.10.0001-21.4 5 INCH	RAIL,BEARING (MAKE FROM (D8857) P/ N 1175.0) 21.45 INCH (550MM) REQUIRED	1
39	63	PAOZZ	5975-12-321-5159	D9788	186/PG16Z8A	STUFFING TUBE	1
39	64	PAOZZ	5975-12-143-9072	D9803	216M	NUT BINDING	2
39	65	PAOZZ	5975-12-196-2228	D0857	490.01.0009	STUFFING TUBE	1
39	66	PAOZZ	5975-12-324-4930	D9788	184/PG21Z22	STUFFING TUBE	1
39	67	PAOZZ	5975-12-154-3980	D9803	221M	LOCKNUT,ELECTRICAL	2
39	68	XBOZZ		D0857	375.01.0003-19.8 9 INCH	CABLE DUCT WITH COVER (MAKE FROM (D1169) P/N HG80040) 19.89 INCH (510MM) REQUIRED	1
39	69	PAOZZ	5310-12-173-3063	D1169	M5164	WASHER,RECESSED	23
39	70	XBOZZ		D0857	375.01.0001-22.8 15 INCH	CABLE DUCT WITH COVER (MAKE FROM (D1169) P/N HG60025) 22.815 INCH (585MM)REQUIRED	2
39	71	XBOZZ		D0857	375.01.0003-35.8 8 INCH	CABLE DUCT WITH COVER (MAKE FROM (D1169) P/N HG80040) 35.88 INCH (920MM) REQUIRED	1
39	72	XBOZZ		D0857	375.01.0003-37.4 4 INCH	CABLE DUCT WITH COVER (MAKE FROM (D1169) P/N HG80040) 37.44 INCH (960MM) REQUIRED	1
39	73	XBOZZ		D0857	375.01.0001-11.8 95 INCH	CABLE DUCT WITH COVER (MAKE FROM (D1169) P/N HG60025) 11.895 INCH (305MM)REQUIRED	1
39	74	XBOZZ		D0857	375.01.0003-5.85 INCH	CABLE DUCT WITH COVER (MAKE FROM (D1169) P/N HG80040) 5.85 INCH (150MM) REQUIRED	2

SECTION II

TM 9-6115-668-23P

(1) ILLUSTRATION		(2)	(3)	(4)	(5)	(6)	(7)
(a) FIG NO.	(b) ITEM NO.	SMR CODE	NATIONAL STOCK NUMBER	CAGEC	PART NUMBER	DESCRIPTION AND USABLE ON CODES (UOC)	QTY INC IN UNIT
39	75	XBOZZ		D0857	060.20.0096	COVER,PROTECTIVE	1
39	76	PAOZZ	5310-12-155-0596	D8286	DIN934-M6-A4-70	NUT,PLAIN,HEXAGON	2
39	77	PAOZZ	5310-12-124-0890	D8286	DIN6798-A6,4-FST	WASHER,LOCK	2
39	78	PAOZZ	5310-12-189-6422	D8286	DIN9021-B6,4-A4-70	WASHER,FLAT	2
39	79	PAOZZ	5305-12-166-4872	D8286	DIN933-M6X20-A4-70	SCREW,CAP,HEXAGON HEAD	2
39	80	PAOZZ	5310-12-174-8311	D8286	DIN125-B6,4-A4-70	WASHER,FLAT	2
39	81	PAOZZ	5961-12-324-1595	C3160	26073	SEMICONDUCTOR DEVICE	1
39	82	XBOZZ		D0857	060.10.0008	COVER,TERMINAL	3
39	83	PAOZZ	5310-12-151-6661	D8286	DIN934-M10-A4-70	NUT,PLAIN,HEXAGON	3
39	84	PAOZZ	5310-12-189-7275	D8286	DIN125-B10,5-140 HV-A4	WASHER,FLAT	9
39	85	PAOZZ	5310-12-124-0893	D8286	DIN6798-A10,5-FS T	WASHER,LOCK	6
39	86	PAOZZ	5305-12-151-6658	D8286	DIN933-M10X35-A4-70	SCREW,CAP,HEXAGON HEAD	3
39	87	PAOZZ	5970-12-324-4294	D0857	310.14.0001	INSULATOR,PLATE	1
39	88	PAOZZ	5305-12-345-4886	C7080	16H434	SCREW,MACHINE	3
39	89	XBOZZ		D0857	310.17.0008	BUS BAR	3
39	90	PAOZZ	5305-12-166-7145	D8286	DIN933-M10X20-A4-70	SCREW,CAP,HEXAGON HEAD	3
39	91	PBOZZ	5950-12-324-4805	D0290	1727V0110N20	TRANSFORMER,CURRENT	1
39	92	PBOZZ	5950-12-324-4806	D0290	1727V1110N20	TRANSFORMER,CURRENT	1
39	93	PAOZZ	5975-12-167-8243	D9803	229M	LOCKNUT,ELECTRICAL	4
39	94	PAOZZ	5940-12-305-4200	D0493	1030037-T	MARKER STRIP,TERMINAL BOARD	2
39	95	PAOZZ	5940-12-305-4190	D0493	1030024-1	MARKER STRIP,TERMINAL BOARD	1
39	96	PAOZZ	5940-12-305-4191	D0493	1030024-2	MARKER STRIP,TERMINAL BOARD	3
39	97	PAOZZ	5940-12-323-1429	D0493	1030037 J	MARKER STRIP,TERMINAL BOARD	1
39	98	PAOZZ	5940-12-323-1428	D0493	1030037 K	MARKER STRIP,TERMINAL BOARD	1
39	99	PAOZZ	5940-12-305-4189	D0493	1030024-0	MARKER STRIP,TERMINAL BOARD	5
39	100	PAOZZ	9905-12-193-4209	D0493	1020034	HOLDER,CARD-LABEL	9
39	101	XBOZZ		D0857	048.01.0008-5 POLE	CONTACT PLATE,5-POLE (MAKE FROM (D0493) P/N 0201184)5 POLE REQUIRED	1
39	102	PAOZZ	5340-12-300-3541	D0493	1201442	CONNECTING PIECE	2
39	103	PAOZZ	5940-12-305-3106	D0493	3004016	TERMINAL BOARD	4
39	104	PAOZZ	5970-12-305-2562	D0493	3003020	INSULATOR,PLATE	3
39	105	PAOZZ	5940-12-313-4940	D0493	3005015	TERMINAL BOARD	5
39	106	PAOZZ	6210-12-346-0430	D0857	335.03.0017	CONTROL,ELECTRIC LIGHT	1
39	107	PAOZZ	5340-12-322-4544	D8527	181-55800	CLIP,SPRING TENSION	2
39	108	XBOZZ		D0857	320.10.0001-8.77 5 INCH	RAIL,BEARING (MAKE FROM (D8857) P/ N 1175.0) 8.775 INCH (225MM) REQUIRED	1
END OF FIGURE							

1
2 Thru 5

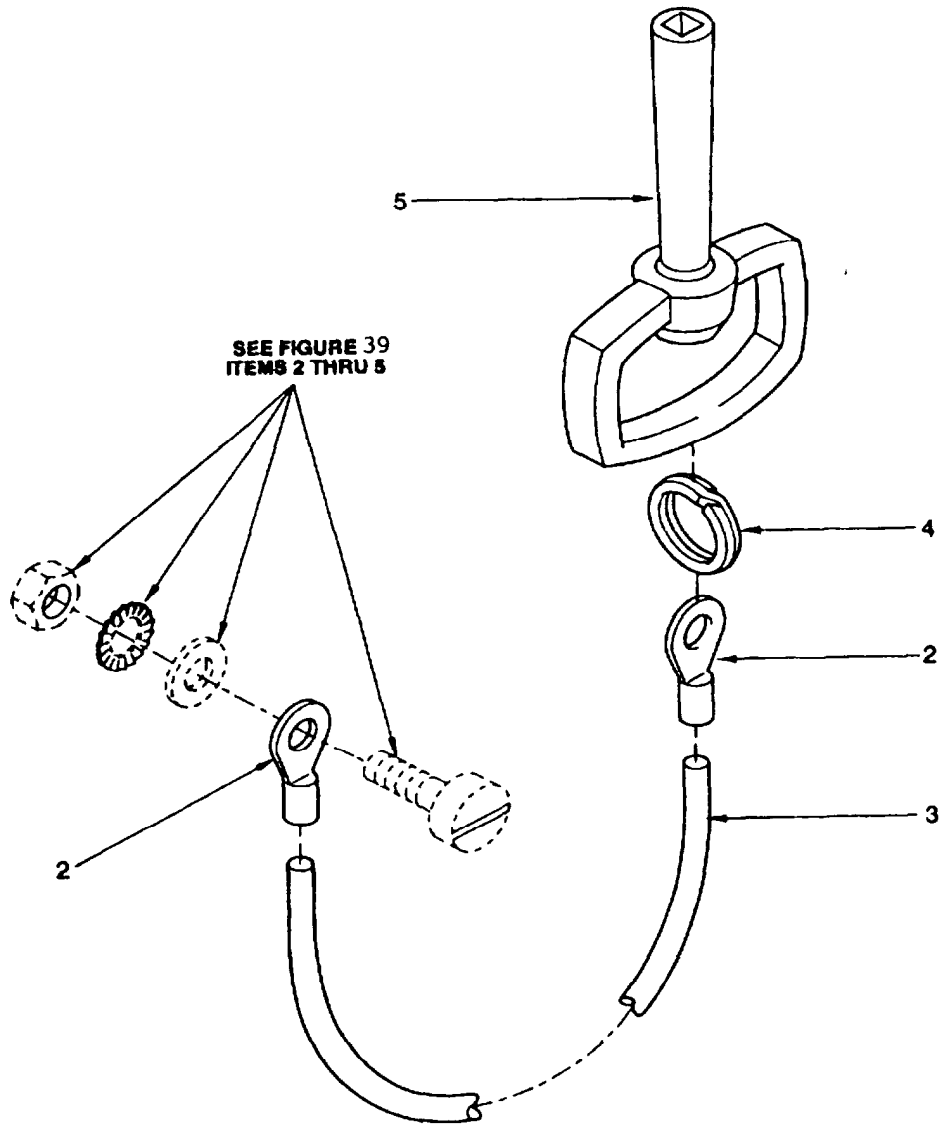


Figure 40. Key Assembly

SECTION II

TM 9-6115-668-23P

(1) ILLUSTRATION		(2)	(3)	(4)	(5)	(6)	(7)
(a) FIG NO.	(b) ITEM NO.	SMR CODE	NATIONAL STOCK NUMBER	CAGEC	PART NUMBER	DESCRIPTION AND USABLE ON CODES (UOC)	QTY INC IN UNIT
						GROUP 020501 CONTROL CABINET ASSEMBLY, KEY ASSEMBLY	
40	1	XBOOO		D0857	030.06.0006	KEY ASSEMBLY	1
40	2	PAOZZ	5940-12-152-5352	D9477	VG96933T13A023A	TERMINAL,LUG	2
40	3	MOOZZ		D0857	430.06.0001-25.3 5 INCH	CORD,TWISTED (MAKE FROM P/N 430.06.0001) 25.35 INCH (650MM) REQUIRED	1
40	4	PAOZZ	5365-12-161-2303	D8978	2585STGEHNI	RING,CONNECTING,ROUND	1
40	5	PAOZZ	5120-12-156-9265	C2285	1004-01	WRENCH,SOCKET	1
						END OF FIGURE	

1
2 Thru 3

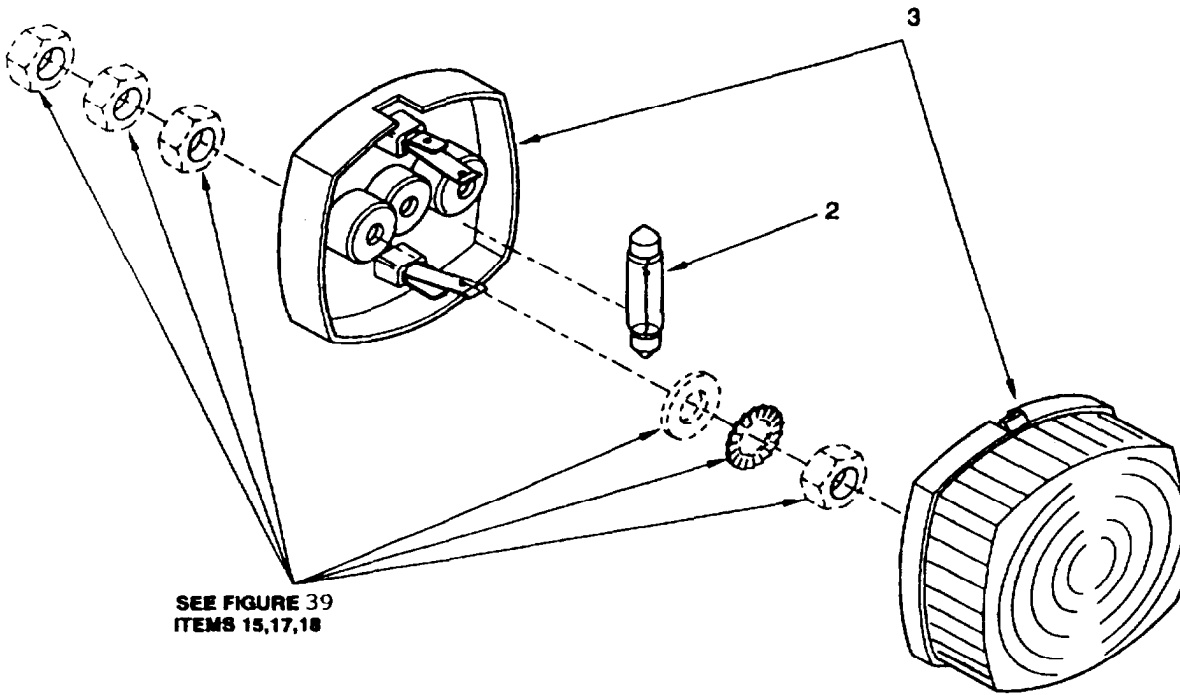


Figure 41, Cabinet Illumination Assembly

SECTION II

TM 9-6115-668-23P

(1) ILLUSTRATION		(2)	(3)	(4)	(5)	(6)	(7)
(a) FIG NO.	(b) ITEM NO.	SMR CODE	NATIONAL STOCK NUMBER	CAGEC	PART NUMBER	DESCRIPTION AND USABLE ON CODES (UOC)	QTY INC IN UNIT
						GROUP 020502 CONTROL CABINET ASSEMBLY CABINET ILLUMINATION	
41	1	PAOOF	6220-12-321-5686	D0857	235.07.0002	LAMP ASSEMBLY	1
41	2	PAOZZ	6240-12-120-7948	I9006	EN60809-809-IEC- 4110-24V	LAMP, INCANDESCENT	1
41	3	PAOZZ	6220-12-321-5686	D8095	2PF003057-041	LIGHT, MARKER, CLEARANCE	1
						END OF FIGURE	

1
2 Thru 3

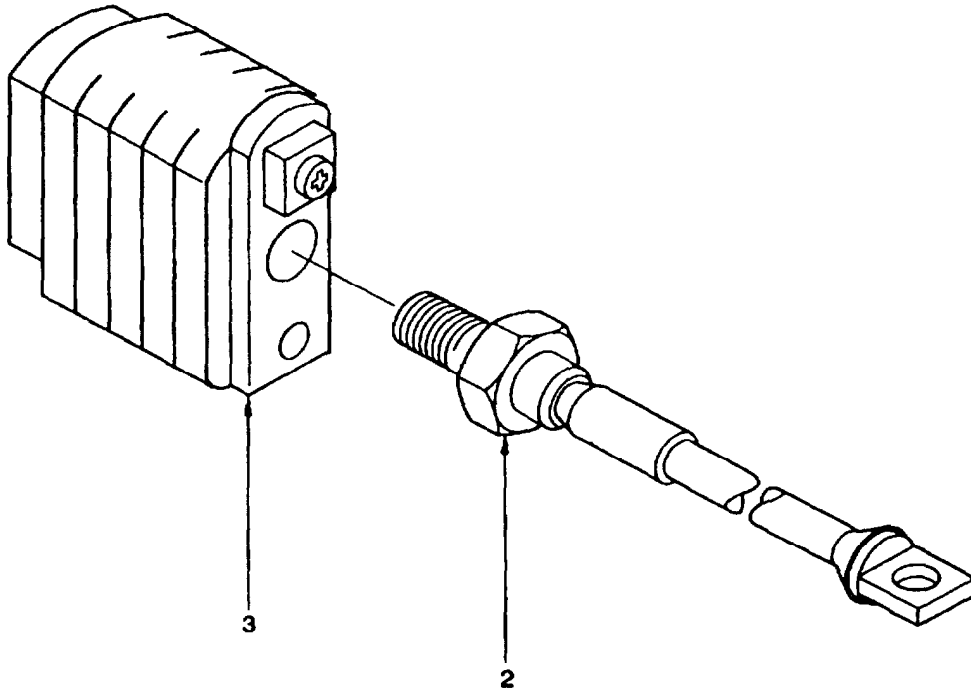


Figure 42. Diode Assembly

SECTION II

TM 9-6115-668-23P

(1) ILLUSTRATION		(2)	(3)	(4)	(5)	(6)	(7)
(a) FIG NO.	(b) ITEM NO.	SMR CODE	NATIONAL STOCK NUMBER	CAGEC	PART NUMBER	DESCRIPTION AND USABLE ON CODES (UOC)	QTY INC IN UNIT
						GROUP 020503 CONTROL CABINET ASSEMBLY DIODE ASSEMBLY	
42	1	XBOOF	5961-12-345-9049	D0857	085.05.0001	SEMICONDUCTOR DEVICE,DIODE	1
42	2	PAOZZ	5961-12-166-2899	D0024	SKN45/12	SEMICONDUCTOR DEVICE,DIODE	1
42	3	PAOZZ	5999-12-301-8979	D0024	K5-M8	HEAT SINK,ELECTRICAL-ELECTRONIC COMPONENT	1
						END OF FIGURE	

1
2 Thru 3

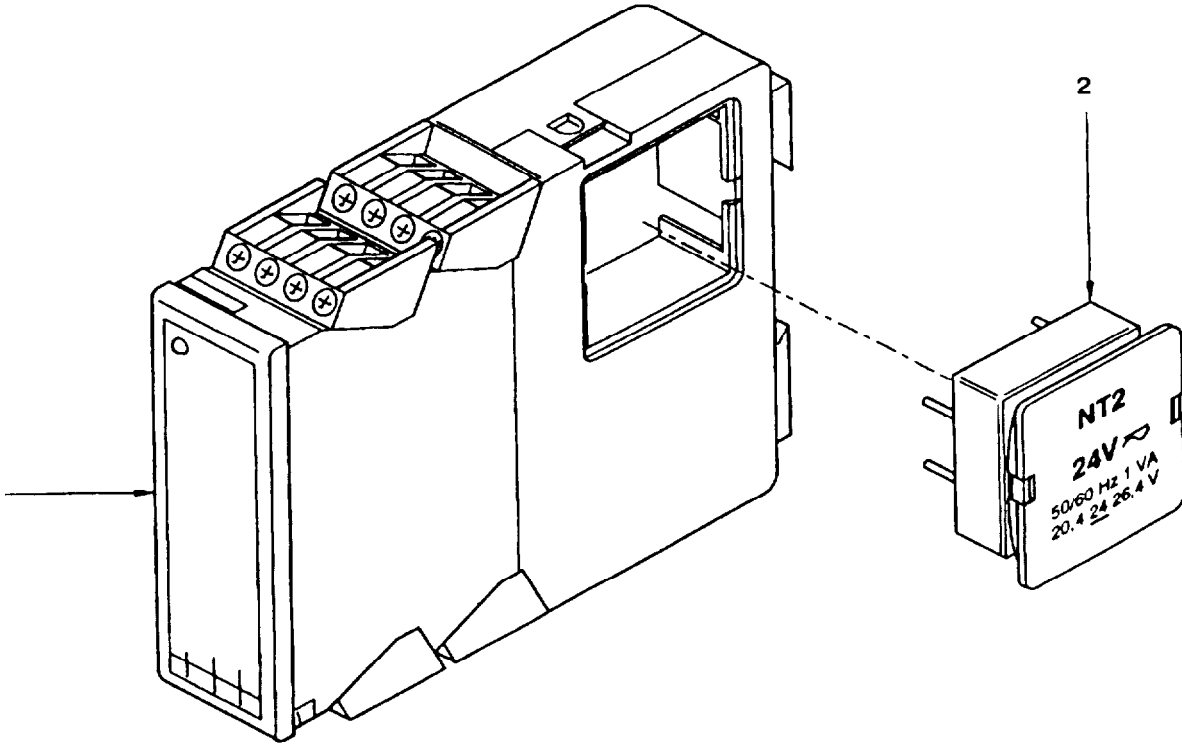


Figure 43. Time Relay Assembly

SECTION II

TM 9-6115-668-23P

(1) ILLUSTRATION		(2)	(3)	(4)	(5)	(6)	(7)
(a) FIG NO.	(b) ITEM NO.	SMR CODE	NATIONAL STOCK NUMBER	CAGEC	PART NUMBER	DESCRIPTION AND USABLE ON CODES (UOC)	QTY INC IN UNIT
						GROUP 020504 CONTROL CABINET ASSEMBLY TIME RELAY ASSEMBLY	
43	1	PAFFF	5945-12-345-9128	D0857	390.33.0012	RELAY,ELECTROMAGNETIC	1
43	2	PAFZZ	5945-12-323-1118	C7136	NT2-24V	RELAY,ELECTROMAGNETIC	1
43	3	PAFZZ	5945-12-345-8271	C7136	W2X	RELAY,ELECTROMAGNETIC	1
						END OF FIGURE	

1
2 Thru 3

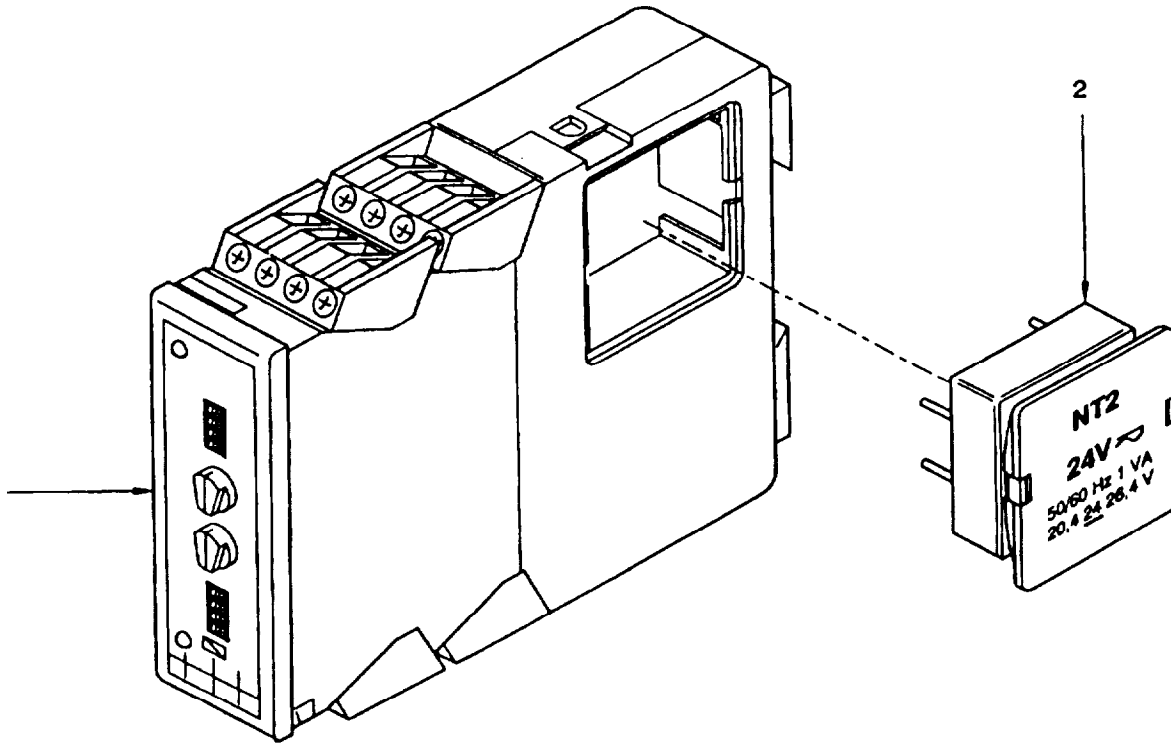


Figure 44. Time Relay Assembly

SECTION II

TM 9-6115-668-23P

(1) ILLUSTRATION		(2)	(3)	(4)	(5)	(6)	(7)
(a) FIG NO.	(b) ITEM NO.	SMR CODE	NATIONAL STOCK NUMBER	CAGEC	PART NUMBER	DESCRIPTION AND USABLE ON CODES (UOC)	QTY INC IN UNIT
						GROUP 020504A CONTROL CABINET ASSEMBLY TIME RELAY ASSEMBLY	
44	1	PAFFF	5945-12-345-9129	D0857	390.33.0013	RELAY,ELECTROMAGNETIC	1
44	2	PAFZZ	5945-12-323-1118	C7136	NT2-24V	RELAY,ELECTROMAGNETIC	1
44	3	PAFZZ	5945-12-345-8356	C7136	ER2X20-SC	RELAY,ELECTROMAGNETIC	1
						END OF FIGURE	

2 Thru 4

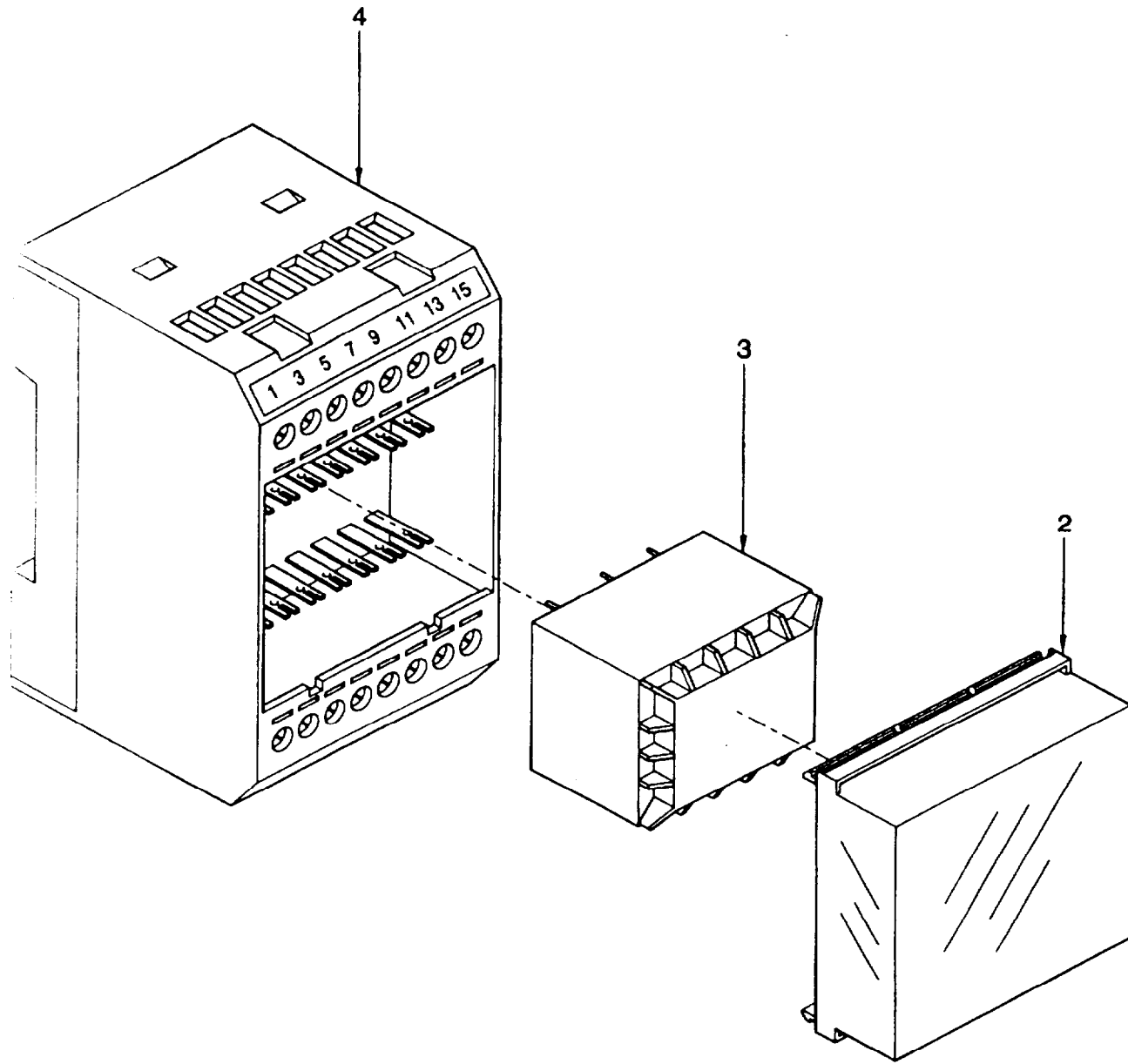


Figure 45. Transformer Assembly

SECTION II

TM 9-6115-668-23P

(1) ILLUSTRATION		(2)	(3)	(4)	(5)	(6)	(7)
(a) FIG NO.	(b) ITEM NO.	SMR CODE	NATIONAL STOCK NUMBER	CAGEC	PART NUMBER	DESCRIPTION AND USABLE ON CODES (UOC)	QTY INC IN UNIT
						GROUP 020505 CONTROL CABINET ASSEMBLY TRANSFORMER ASSEMBLY	
45	1	XBOOO		D0857	470.10.0001	TRANSFORMER ASSEMBLY	1
45	2	PAOZZ	5940-12-342-2027	D0493	2946227	COVER,TERMINAL BOX	1
45	3	PAOZZ	5950-12-322-5745	C4340	BV 015010W	TRANSFORMER,POWER	1
45	4	PAOZZ	5940-12-342-2026	D0493	2946201	TERMINAL BOX	1
						END OF FIGURE	

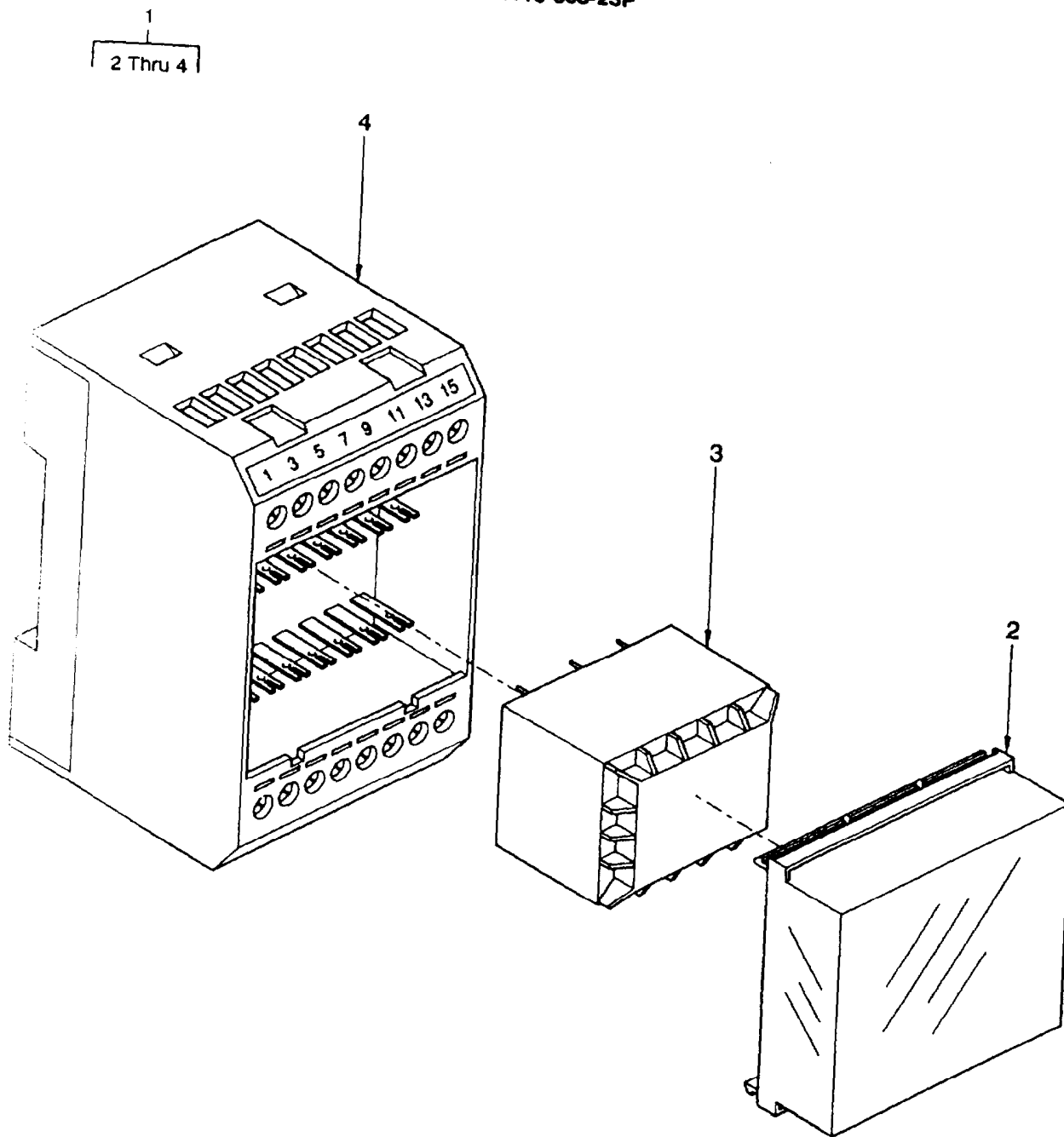


Figure 46. Transformer Assembly

SECTION II

TM 9-6115-668-23P

(1) ILLUSTRATION		(2)	(3)	(4)	(5)	(6)	(7)
(a) FIG NO.	(b) ITEM NO.	SMR CODE	NATIONAL STOCK NUMBER	CAGEC	PART NUMBER	DESCRIPTION AND USABLE ON CODES (UOC)	QTY INC IN UNIT
						GROUP 020505A CONTROL CABINET ASSEMBLY TRANSFORMER	
46	1	XBOOO		D0857	470.10.0002	TRANSFORMER ASSEMBLY	1
46	2	PAOZZ	5940-12-342-2027	D0493	2946227	COVER, TERMINAL BOX	1
46	3	PAOZZ		C4340	BV 92/108	TRANSFORMER, CURRENT	1
46	4	PAOZZ	5940-12-342-2026	D0493	2946201	TERMINAL BOX	1
						END OF FIGURE	

1
2 Thru 8

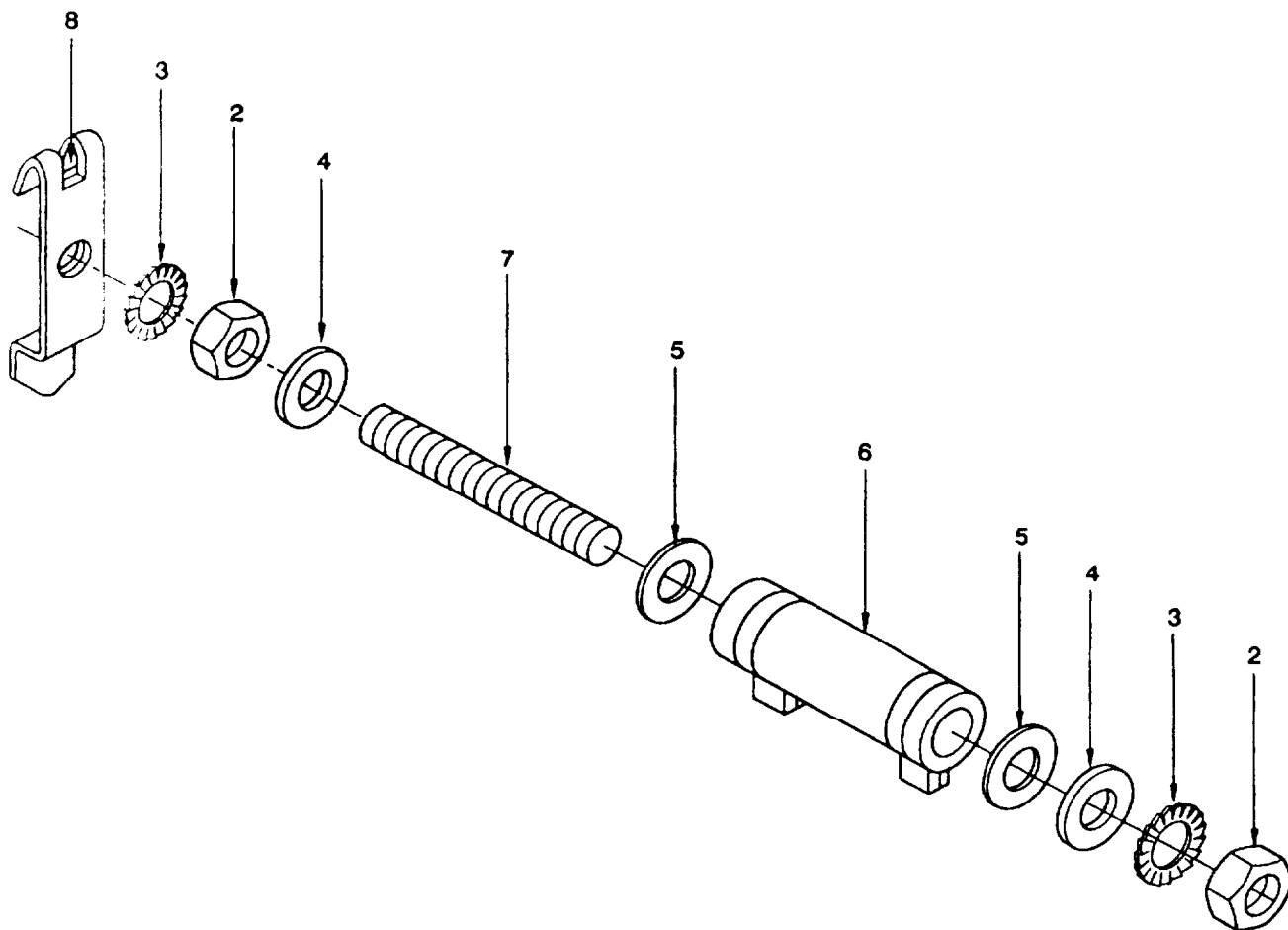


Figure 47. Resistor Assembly, Mounted

SECTION II

TM 9-6115-668-23P

(1) ILLUSTRATION		(2)	(3)	(4)	(5)	(6)	(7)
(a) FIG NO.	(b) ITEM NO.	SMR CODE	NATIONAL STOCK NUMBER	CAGEC	PART NUMBER	DESCRIPTION AND USABLE ON CODES (UOC)	QTY INC IN UNIT
						GROUP 020506 CONTROL CABINET ASSEMBLY RESISTOR ASSEMBLY, MOUNTED	
47	1	XBOFF		D0857	525.14.0008	RESISTOR ASSEMBLY, MOUNTED	1
47	2	PAOZZ	5310-12-151-7866	D8286	DIN934-M4-A4-70	NUT, PLAIN, HEXAGON	2
47	3	PAOZZ	5310-01-407-4764	62380	152.269	WASHER, LOCK	2
47	4	PAOZZ	5310-12-158-2236	D8286	DIN125-B4,3-A4-7 0	WASHER, FLAT	2
47	5	PAOZZ	5310-12-345-4102	C0882	3.03.049	WASHER, FLAT	2
47	6	PAOZZ	5905-12-150-3696	D0857	525.01.0027	RESISTOR, FIXED, WIRE WOUND	1
47	7	MFFZZ		D0857	320.03.0027-2.73 INCH	ROD, THREADED (MAKE FROM P/N DIN975- M4-A4-70) 2.73 INCH (70MM) REQUIRED	1
47	8	PAOZZ	5340-12-322-4544	D8527	181-55800	CLIP, SPRING TENSION	1
						END OF FIGURE	

1
2 Thru 13

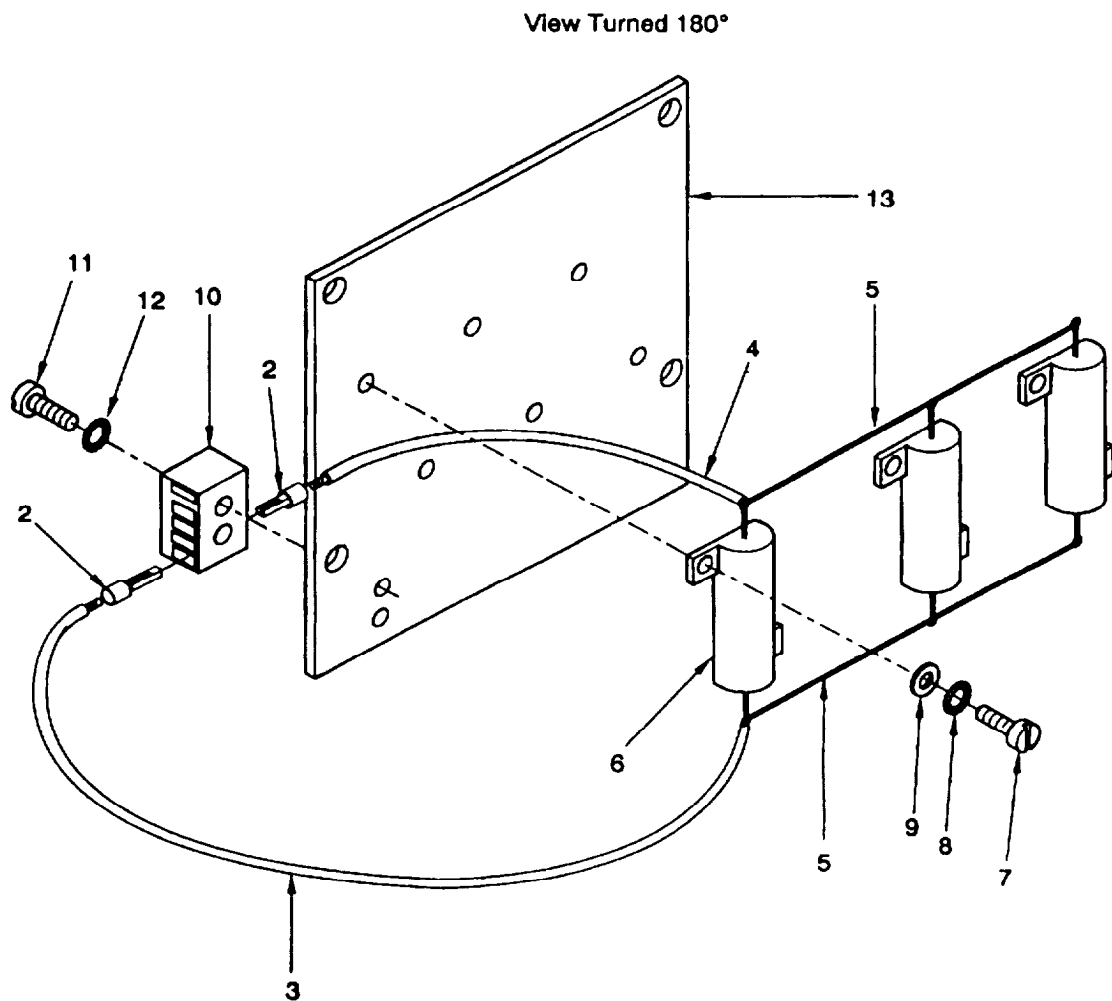


Figure 48. Resistor Assembly, Mounted

SECTION II

TM 9-6115-668-23P

(1) ILLUSTRATION		(2)	(3)	(4)	(5)	(6)	(7)
(a) FIG NO.	(b) ITEM NO.	SMR CODE	NATIONAL STOCK NUMBER	CAGEC	PART NUMBER	DESCRIPTION AND USABLE ON CODES (UOC)	QTY INC IN UNIT
						GROUP 020506A CONTROL CABINET ASSEMBLY RESISTOR ASSEMBLY, MOUNTED	
48	1	PBFFF	5905-12-345-9377	D0857	525.14.0022	RESISTOR ASSEMBLY, MOUNTED	1
48	2	PAFZZ	5940-12-338-8596	D8857	901916	FERRULE, ELECTRICAL AWG 14 BLUE	2
48	3	MFFZZ		D0857	180.03.0004-3.9 INCH	WIRE, ELECTRICAL (MAKE FROM (83873) P/N NOMEX155-U 2.50 "F" WHT) 3.9 INCH (100 MM) REQUIRED	1
48	4	MFFZZ		D0857	180.03.0004-5.46 INCH	WIRE, ELECTRICAL (MAKE FROM (83873) P/N NOMEX155-U 2.50 "F" WHT) 5.46 INC (140 MM) REQUIRED	1
48	5	MFFZZ		D0857	075.04.0006	WIRE (MAKE FROM (D0 857) P/N 075.04.0006) 3.9 INCH (100 MM) REQUIRED	2
48	6	PAFZZ		C7080	63E884	RESISTOR	1
48	7	PAFZZ	5305-12-151-7814	D8286	DIN84-M3X8-A4-70	SCREW, MACHINE	6
48	8	PAFZZ	5310-12-131-5576	D8286	DIN6798-A3,2-FST	WASHER, LOCK	6
48	9	PAFZZ	5310-12-151-7821	D8286	DIN125-B3,2-A4-7 0	WASHER, FLAT	6
48	10	PAFZZ	5940-12-309-2829	D0493	2716033	TERMINAL BOARD	1
48	11	PAFZZ	5305-12-151-8295	D8286	DIN84-M3X20-A4-7 0	SCREW, MACHINE	2
48	12	PAFZZ	5310-12-131-5576	D8286	DIN6798-A3,2-FST	WASHER, LOCK	2
48	13	XBFZZ		D0857	310.07.0016	MOUNTING PLATE	1
						END OF FIGURE	

1
2 Thru 9

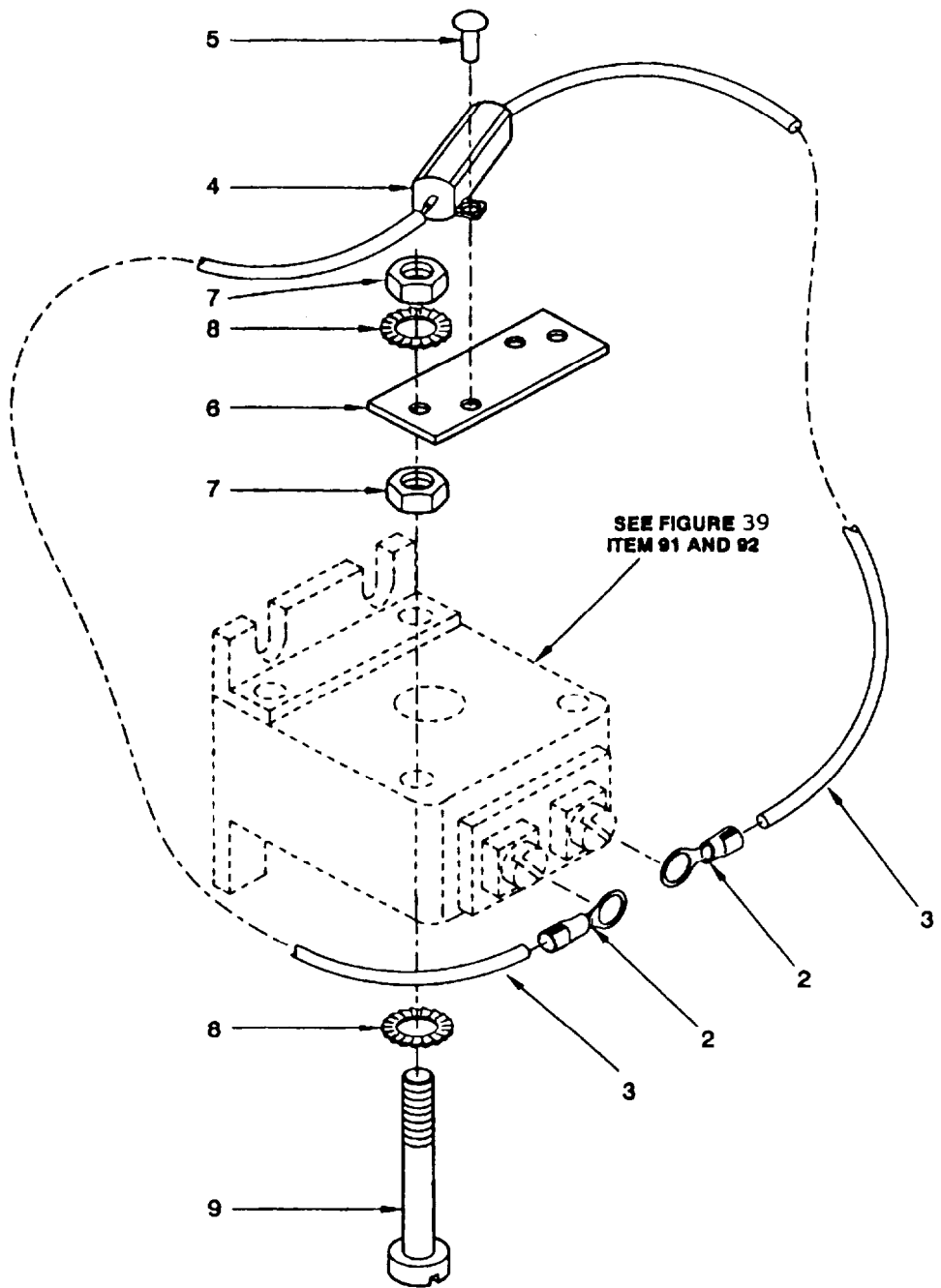


Figure 49. Resistor Assembly, Mounted

SECTION II

TM 9-6115-668-23P

(1) ILLUSTRATION		(2)	(3)	(4)	(5)	(6)	(7)
(a) FIG NO.	(b) ITEM NO.	SMR CODE	NATIONAL STOCK NUMBER	CAGEC	PART NUMBER	DESCRIPTION AND USABLE ON CODES (UOC)	QTY INC IN UNIT
						GROUP 020506B	
						CONTROL CABINET ASSEMBLY	
						RESISTOR ASSEMBLY, MOUNTED	
49	1	PAFFF	5905-12-345-9375	D0857	525.14.0023	RESISTOR ASSEMBLY, MOUNTED	7
49	2	PAFZZ	5940-12-144-9623	D2096	RSY7104A4-1	TERMINAL, LUG	2
49	3	MFFZZ		D0857	180.03.0003-3.9 INCH	WIRE, ELECTRICAL (MAKE FROM (83873) P/N NOMEX155-U 1.50 "F" WHT) 3.9 INCH (100 MM) REQUIRED	2
49	4	PAFZZ	5905-12-340-0961	C7080	63E736	RESISTOR, FIXED, WIRE WOUND	1
49	5	PAFZZ	5320-12-319-7472	D2040	0317-3006	RIVET, BLIND	2
49	6	XBZZ	5905-12-345-5879	D0857	310.07.0024	HOLDER, RESISTOR	1
49	7	PAFZZ	5310-12-144-6201	D8286	DIN934-M3-8-A2P	NUT, PLAIN, HEXAGON	4
49	8	PAFZZ	5310-12-131-5576	D8286	DIN6798-A3,2-FST	WASHER, LOCK	4
49	9	PAOZZ		D8286	DIN84-M3X40-4.8- A2P	SCREW, MACHINE	2
						END OF FIGURE	

1
2 Thru 61

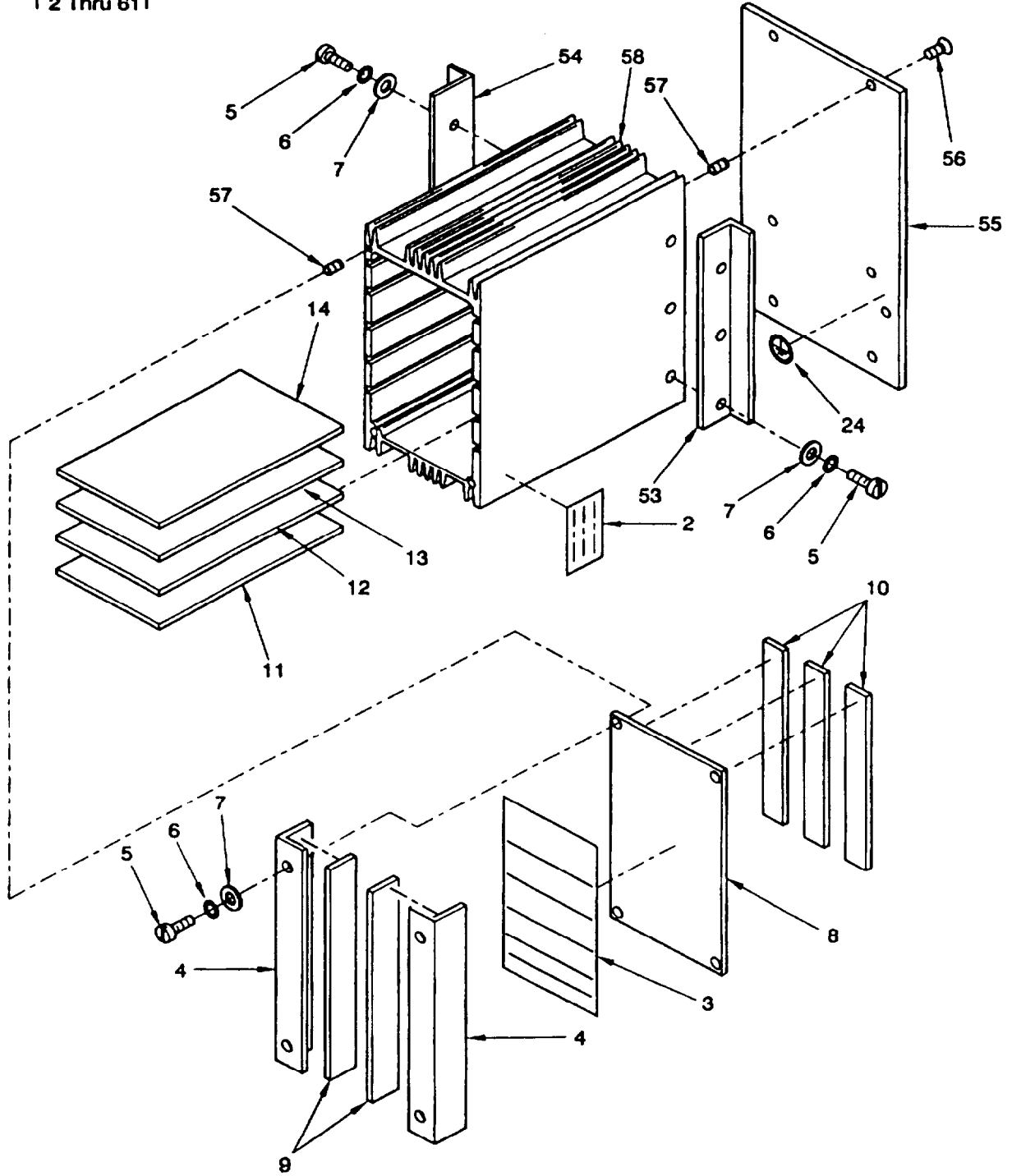


Figure 50. Automatic Voltage regulator Assembly
Sheet 1 of 2

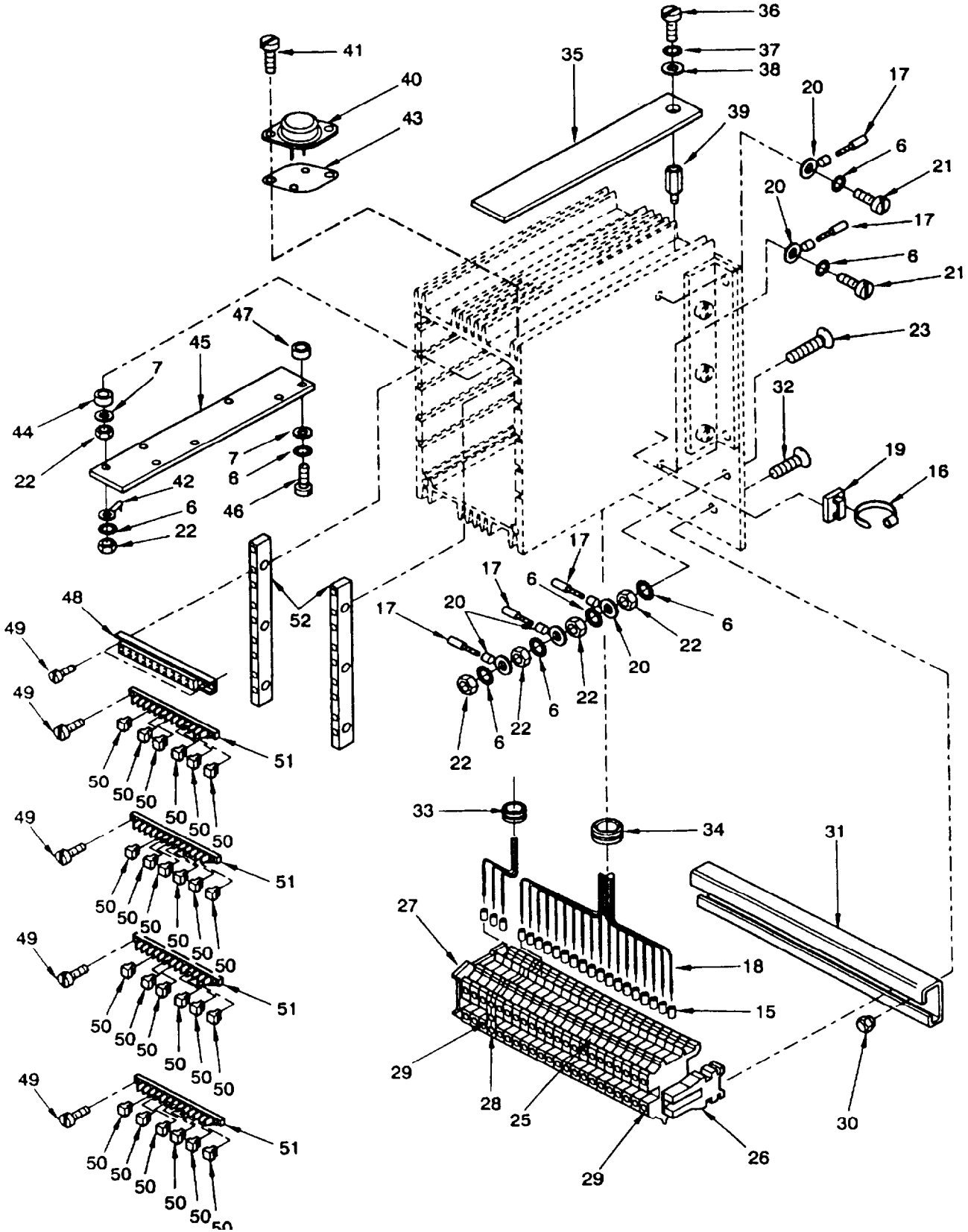


Figure 50, Automatic Voltage regulator Assembly
Sheet 2 of 2

SECTION II

TM 9-6115-668-23P

(1) ILLUSTRATION		(2)	(3)	(4)	(5)	(6)	(7)
(a) FIG NO.	(b) ITEM NO.	SMR CODE	NATIONAL STOCK NUMBER	CAGEC	PART NUMBER	DESCRIPTION AND USABLE ON CODES (UOC)	QTY IN UNIT
						GROUP 020507 CONTROL CABINET ASSEMBLY AUTOMATIC VOLTAGE REGULATOR ASSEMBLY, TT-TYPE 3.520	
50	1	PAFDD	6110-12-345-6331	C1672	08977	CONTROL,MOTOR-GENERATOR	1
50	2	PAFZZ	7690-12-346-3320	C1672	08832	MARKER,IDENTIFICATION (AUTOMATIC VOLTAGE REGULATOR ASSEMBLY)	1
50	3	PAFZZ	7690-12-346-3321	C1672	08947	MARKER,IDENTIFICATION	1
50	4	PAFZZ	5340-12-345-9918	C1672	08831	RUNNER	2
50	5	PAFZZ	5305-12-154-5885	D8286	DIN84-M4X16-A4-7	SCREW,MACHINE	10
50	6	PAFZZ	5310-12-145-9279	D8286	DIN127-B4-NRST	WASHER,LOCK	23
50	7	PAFZA	5310-12-143-6103	D8286	DIN125-A4,3-NRST	WASHER,FLAT	17
50	8	PAFZZ	5340-12-345-9765	C1672	08836	COVER,ACCESS	1
50	9	MFFZZ		C1672	08819	CUSHION,NO. 15 (MAKE FROM (D1092) P/N 129549) 7.02 INCH (180MM) REQUIRED	2
50	10	MFFZZ		C1672	08821	INSULATION (MAKE FROM (D1092) P/N 122800) 5.85 INCH (150MM) REQUIRED	3
50	11	PAFDD	5950-12-346-1808	C1672	08755	CIRCUIT CARD ASSEMBLY (TYPE TT1309 1/03B)	1
50	12	PAFDD	5998-12-345-9642	C1672	08766	CIRCUIT CARD ASSEMBLY (TYPE TT1311-2/01B)	1
50	13	PAFDD	5998-12-345-9643	C1672	08760	CIRCUIT CARD ASSEMBLY (TYPE TT1310-2/01B)	1
50	14	PAFDD	5998-12-345-9648	C1672	08790	CIRCUIT CARD ASSEMBLY (TYPE TT1315-3/0)	1
50	15	PAFZZ	5940-12-307-2513	D9477	VG96933T20A002A	FERRULE,ELECTRICAL	21
50	16	PAFZZ	5975-00-727-5153	96906	MS3367-4-9	STRAP,TIEDOWN,ELECTRICAL COMPONENTS	2
50	17	MFFZZ		C1672	08816	WIRE,TEFLON PTFE (MAKE FROM (D1427) P/N TXS 20-19/54) AS REQUIRED	1
50	18	MFFZZ		C1672	08815	WIRE,W/SW (MAKE FROM (83873) P/N NOMEX155-U) AS REQUIRED	1
50	19	PAFZZ	5975-12-196-6091	D8527	TY3-G1S	MOUNTING BASE,TIEDOWN	2
50	20	PAFZZ	5940-12-334-9384	C2029	A1543R	TERMINAL,LUG	5
50	21	PAFZZ	5305-12-151-7838	D8286	DIN84-M4X8-A4-70	SCREW,MACHINE	2
50	22	PAFZZ	5310-12-151-7866	D8286	DIN934-M4-A4-70	NUT,PLAIN,HEXAGON	16
50	23	PAFZZ	5305-12-186-5383	D8286	DIN963-M4X25-A4- 70	SCREW,MACHINE	1
50	24	PAFZZ	9905-12-329-2697	C7080	14L7083	SIGN FACE,ADHESIVE	1
50	25	PAFZZ	7690-12-346-3322	C1672	08945	MARKER SET,IDENTIFICATION	1
50	26	PAFZZ	5940-12-164-6890	D0493	1201455	CONNECTOR PIPE	2
50	27	PAFZZ	5970-12-305-2562	D0493	3003020	INSULATOR,PLATE	1
50	28	PAFZZ	5940-12-322-4545	D0493	0441012	TERMINAL BOARD	1
50	29	PAFZZ	5940-12-345-4374	D0493	3001501	TERMINAL BOARD	20
50	30	PAFZZ	5310-12-162-6128	C3975	M4H1272:A2K	NUT,PLAIN,SPLINE	2
50	31	MFFZZ		C1672	08837	RAIL,145MM LONG (MAKE FROM (D0493) P/N 1201015) 5.655 INCH (145MM) REQUIRED	1
50	32	PAFZZ	5305-12-164-4487	D8286	DIN963-M4X6-A4-7 0	SCREW,MACHINE	2
50	33	PAFZZ	5325-12-345-9209	C1672	08602	GROMMET,NONMETALLIC	1
50	34	PAFZZ	5325-12-345-9210	C1672	08604	GROMMET,NONMETALLIC	1
50	35	XBZZ		C1672	08948	COVER	1
50	36	PAFZZ	5305-12-151-7959	D8286	DIN84-M3X6-A4-70	SCREW,MACHINE	1
50	37	PAFZZ	5310-12-141-2703	D8286	DIN127-B3-NRST	WASHER,LOCK	1
50	38	PAFZZ	5310-12-150-3611	D8286	DIN125-A3-2-NRST	WASHER,FLAT	1
50	39	PAFZZ	5340-12-307-4232	C1672	00204	POST,ELECTRICAL-MECHANICAL EQUIPMENT	1

SECTION II

TM 9-6115-668-23P

(1) ILLUSTRATION		(2)	(3)	(4)	(5)	(6)	(7)
(a) FIG NO.	(b) ITEM NO.	SMR CODE	NATIONAL STOCK NUMBER	CAGEC	PART NUMBER	DESCRIPTION AND USABLE ON CODES (UOC)	QTY INC IN UNIT
50	40	PAFZZ	5961-00-929-5014	80131	2N3773	TRANSISTOR 160V/16A/150W NPN	3
50	41	PAFZZ	5305-12-158-8191	D8286	DIN84-M4X20-A4-70	SCREW,MACHINE	6
50	42	PAFZZ	5940-12-311-6597	C7080	12H504	TERMINAL,LUG	6
50	43	PAFZZ	5970-12-199-3660	C0935	GS3	INSULATOR,PLATE	3
50	44	PAFZZ	5970-12-171-1918	C0935	IB2	INSULATOR,BUSHING	6
50	45	PAFDD	5998-12-345-9644	C1672	08380	CIRCUIT CARD ASSEMBLY (TYPE TT1312-2/01)	1
50	46	PAFZZ	5305-12-151-7786	D8286	DIN84-M4X12-A4-70	SCREW,MACHINE	1
50	47	PAFZZ	5365-12-322-3204	C7080	18H432	SPACER,SLEEVE	1
50	48	PAFZZ	5935-12-175-1468	C0426	V42254-B2435-D325	CONNECTOR,RECEPTACLE	4
50	49	PAFZZ	5305-12-166-7494	D8286	DIN84-M2.5X10-A4-70	SCREW,MACHINE	16
50	50	PAFZZ	5935-12-331-8958	D2613	20800-078	POLARIZING KEY,ELECTRICAL CONNECTOR	24
50	51	PAFZZ	5999-12-320-3561	D2613	60800-123	CONTACT STRIP	4
50	52	XBFZZ	5340-12-345-9917	C1672	08828	RUNNER	2
50	53	XBFZZ		C1672	08826	BRACKET,HOUSING A	1
50	54	XBFZZ		C1672	08827	BRACKET,HOUSING B	1
50	55	XBFZZ		C1672	08825	PLATE,MOUNTING	1
50	56	PAFZZ	5305-12-166-9469	D8286	DIN963-M4X10-A4-70	SCREW,MACHINE	4
50	57	PAFZZ	5325-12-134-8753	D8286	DIN8140-AM4X8-A2	INSERT,SCREW THREAD	8
50	58	XBFZZ		C1672	08943	HOUSING	1
END OF FIGURE							

1
2 Thru 47

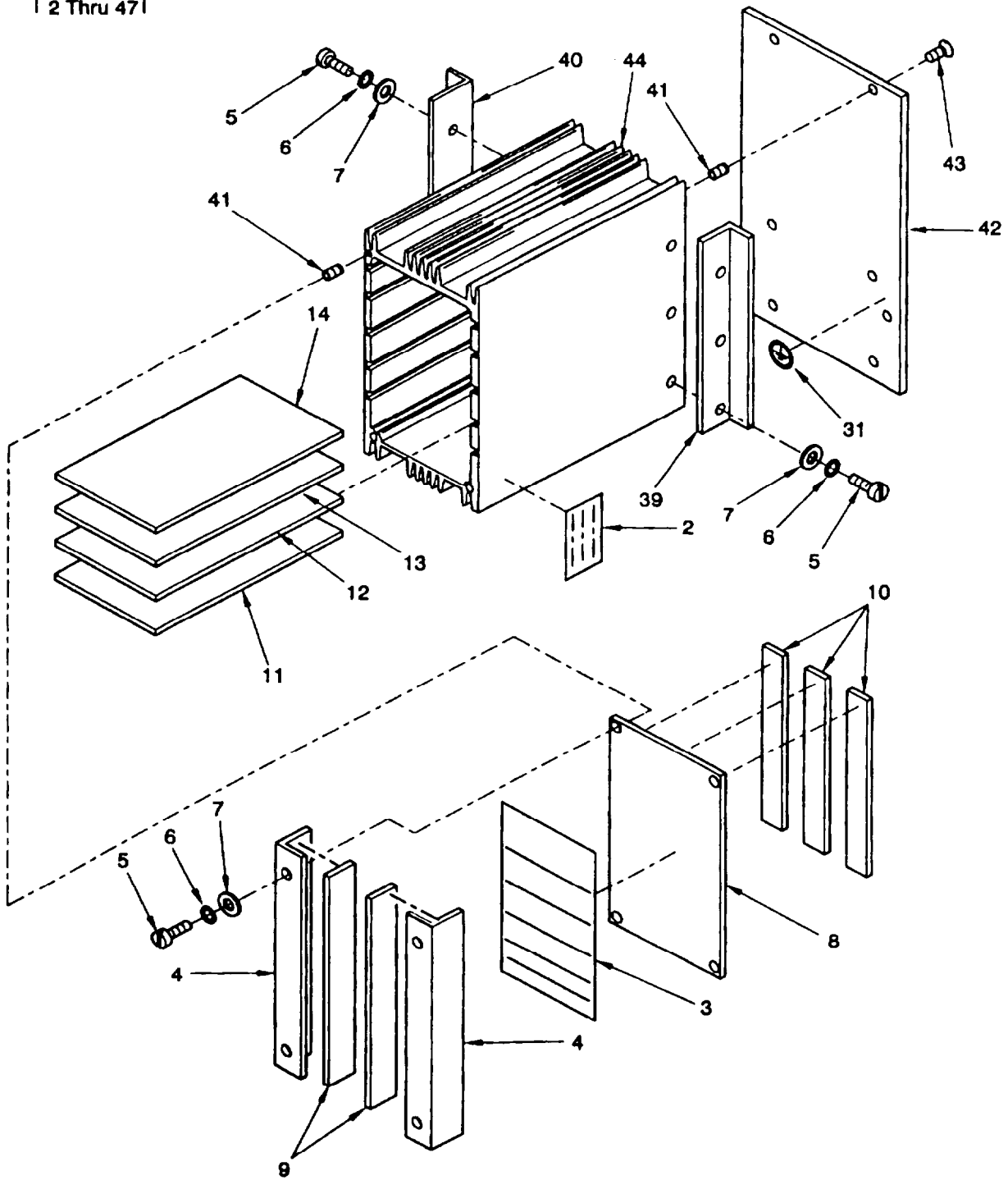


Figure 51. Equipment Protection Assembly
Sheet 1 of 2

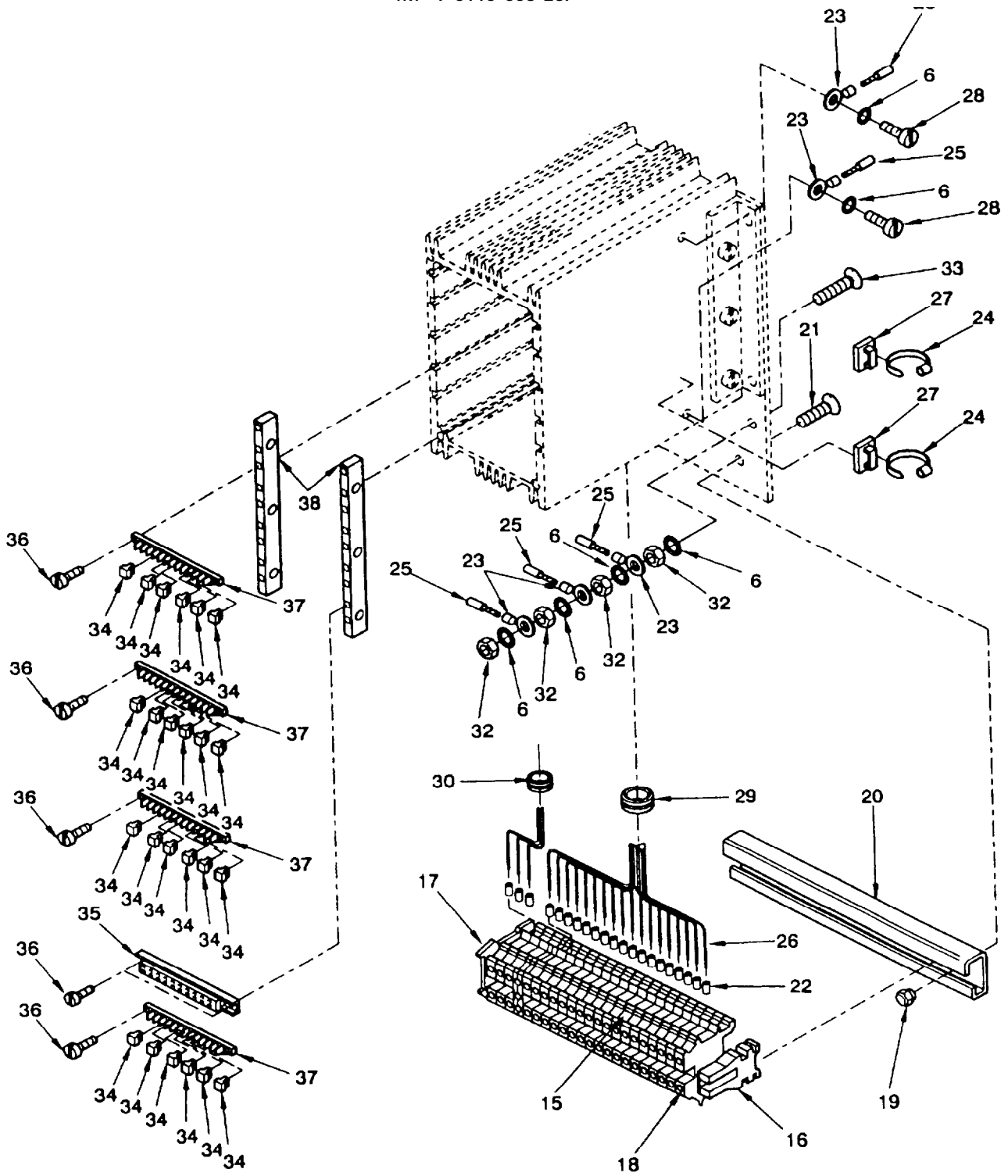


Figure 51. Equipment Protection Assembly
Sheet 2 of 2

SECTION II

TM 9-6115-668-23P

(1) ILLUSTRATION		(2)	(3)	(4)	(5)	(6)	(7)
(a) FIG NO.	(b) ITEM NO.	SMR CODE	NATIONAL STOCK NUMBER	CAGEC	PART NUMBER	DESCRIPTION AND USABLE ON CODES (UOC)	QTY INC IN UNIT
						GROUP 020508 CONTROL CABINET ASSEMBLY EQUIPMENT PROTECTION ASSEMBLY, TT-TYPE 3.521	
51	1	XBFFF		C1672	08866	EQUIPMENT PROTECTION ASSEMBLY, TT- TYPE 3.521	1
51	2	PAFZZ	7690-12-346-3320	C1672	08832	MARKER,IDENTIFICATION (PROTECTION EQUIPMENT ASSEMBLY)	1
51	3	XBFZZ		C1672	08834	LABEL	1
51	4	PAFZZ	5340-12-345-9918	C1672	08831	RUNNER	2
51	5	PAFZZ	5305-12-154-5885	D8286	DIN84-M4X16-A4-7	SCREW,MACHINE	10
51	6	PAFZZ	5310-12-145-9279	D8286	DIN127-B4-NRST	WASHER,LOCK	16
51	7	PAFZA	5310-12-143-6103	D8286	DIN125-A4,3-NRST	WASHER,FLAT	10
51	8	XBFZZ	5340-12-345-9765	C1672	08836	COVER,ACCESS	1
51	9	MFFZZ		C1672	08819	CUSHION NO. 15 (MAKE FROM (D1092) P/N 129549) 7.02 INCH (180MM) REQUIRED	2
51	10	MFFZZ		C1672	08821	PACKING (MAKE FROM (D1092) P/N 122800) 5.85 INCH (150MM) REQUIRED	3
51	11	PAFDD	5998-12-345-9645	C1672	08744	CIRCUIT CARD ASSEMBLY (TYPE TT1308-2/01B)	1
51	12	PAFDD	5950-12-346-1730	C1672	08750	CIRCUIT CARD ASSEMBLY,(TYPE TT1309-1/02B)	1
51	13	PAFDD	5998-12-345-9646	C1672	08788	CIRCUIT CARD ASSEMBLY (TYPE T1314-2/01B)	1
51	14	PAFDD	5998-12-345-9647	C1672	08770	CIRCUIT CARD ASSEMBLY (TYPE TT1313-1/01B)	1
51	15	PAFZZ	7690-12-346-3324	C1672	08838	MARKER SET,IDENTIFICATION	1
51	16	PAFZZ	5940-12-164-6890	D0493	1201455	CONNECTOR PIPE	2
51	17	XBFZZ		D0493	2770024	COVER,PROTECTIVE,DU	1
51	18	PAFZZ	5940-12-311-9254	D0493	2770011	TERMINAL BOARD	20
51	19	PAFZZ	5310-12-162-6128	C3975	M4H1272:A2K	NUT,PLAIN,SPLINE	2
51	20	XBFZZ		C1672	08837	RAIL,145MM LONG (MAKE FROM (D0493) P/N 1201015) 5.655 INCH (145MM) REQUIRED	1
51	21	PAFZZ	5305-12-164-4487	D8286	DIN963-M4X6-A4-7 0	SCREW,MACHINE	2
51	22	PAFZZ	5940-12-307-2513	D9477	VG96933T20A002A	FERRULE,ELECTRICAL	37
51	23	PAFZZ	5940-12-334-9384	C2029	A1543R	TERMINAL,LUG	5
51	24	PAFZZ	5975-00-727-5153	96906	MS3367-4-9	STRAP,TIEDOWN,ELECT RICAL COMPONENTS	2
51	25	MFFZZ		C1672	08816	WIRE,TEFLON PTFE (MAKE FROM (D1427) P/N TXS 20-19/54) AS REQUIRED	1
51	26	MFFZZ		C1672	08815	WIRE,W/SW (MAKE FRO M (83873) P/N NOMEX155-U) AS REQUIRED	1
51	27	PAFZZ	5975-12-196-6091	D8527	TY3-G1S	MOUNTING BASE,TIEDOWN	2
51	28	PAFZZ	5305-12-151-7838	D8286	DIN84-M4X8-A4-70	SCREW,MACHINE	2
51	29	PAFZZ	5325-12-345-9211	C1672	08608	GROMMET,NONMETALLIC	1
51	30	PAFZZ	5325-12-334-7481	C2558	3745	GROMMET,NONMETALLIC	1
51	31	PAFZZ	9905-12-329-2697	C7080	14L7083	SIGN FACE,ADHESIVE	1
51	32	PAFZZ	5310-12-151-7866	D8286	DIN934-M4-A4-70	NUT,PLAIN,HEXAGON	4
51	33	PAFZZ	5305-12-186-5383	D8286	DIN963-M4X25-A4- 70	SCREW,MACHINE	1
51	34	PAFZZ	5935-12-331-8958	D2613	20800-078	POLARIZING KEY,ELECTRICAL CONNECTOR	24
51	35	PAFZZ	5935-12-175-1468	C0426	V42254-B2435-D32 5	CONNECTOR,RECEPTACLE	4
51	36	PAFZZ	5305-12-166-7494	D8286	DIN84-M2.5X10-A4 -70	SCREW,MACHINE	16

SECTION II

TM 9-6115-668-23P

(1) ILLUSTRATION		(2)	(3)	(4)	(5)	(6)	(7)
(a) FIG NO.	(b) ITEM NO.	SMR CODE	NATIONAL STOCK NUMBER	CAGEC	PART NUMBER	DESCRIPTION AND USABLE ON CODES (UOC)	QTY INC IN UNIT
51	37	PAFZZ	5999-12-320-3561	D2613	60800-123	CONTACT STRIP	4
51	38	XBFZZ	5340-12-345-9917	C1672	08828	RUNNER	2
51	39	XBFZZ		C1672	08826	BRACKET,HOUSING A	1
51	40	XBFZZ		C1672	08827	BRACKET,HOUSING B	1
51	41	PAFZZ	5325-12-134-8753	D8286	DIN8140-AM4X8-A2	INSERT,SCREW THREAD	8
51	42	XBFZZ		C1672	08825	PLATE,MOUNTING	1
51	43	PAFZZ	5305-12-166-9469	D8286	DIN963-M4X10-A4-70	SCREW,MACHINE	4
51	44	XBFZZ		C1672	08818	HOUSING	1
END OF FIGURE							

1
2 Thru 3

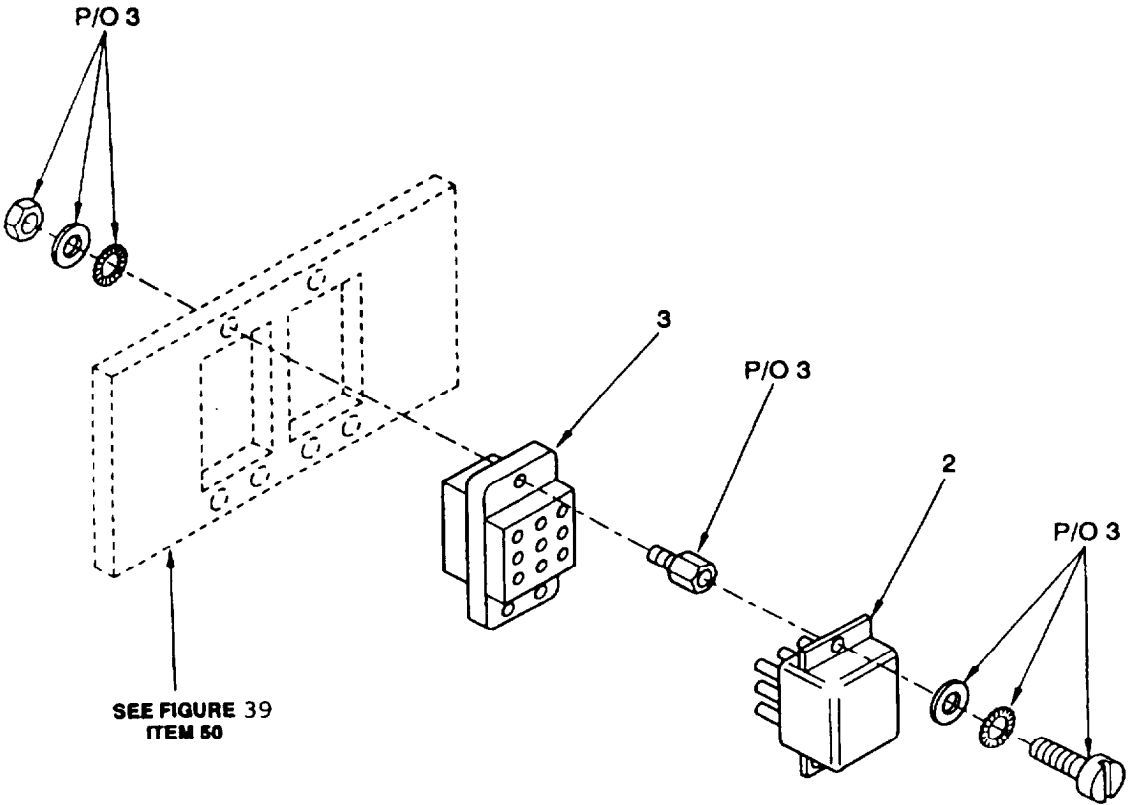


Figure 52. Relay Assembly

SECTION II

TM 9-6115-668-23P

(1) ILLUSTRATION		(2)	(3)	(4)	(5)	(6)	(7)
(a) FIG NO.	(b) ITEM NO.	SMR CODE	NATIONAL STOCK NUMBER	CAGEC	PART NUMBER	DESCRIPTION AND USABLE ON CODES (UOC)	QTY INC IN UNIT
52	1	XBOFF		D0857	390.33.0010	GROUP 020509 CONTROL CABINET ASSEMBLY RELAY ASSEMBLY	
52	2	PAOZZ	5945-14-488-4971	F0219	M230D4N003	RELAY ASSEMBLY	1
52	3	PBFZZ	5945-14-507-3945	F0219	S230-A2A1	RELAY,ELECTROMAGNETIC	1
						BASE,ELECTRICAL RELAY (MOUNTING HARDWARE INCLUDED)	1
						END OF FIGURE	

1
2 Thru 5

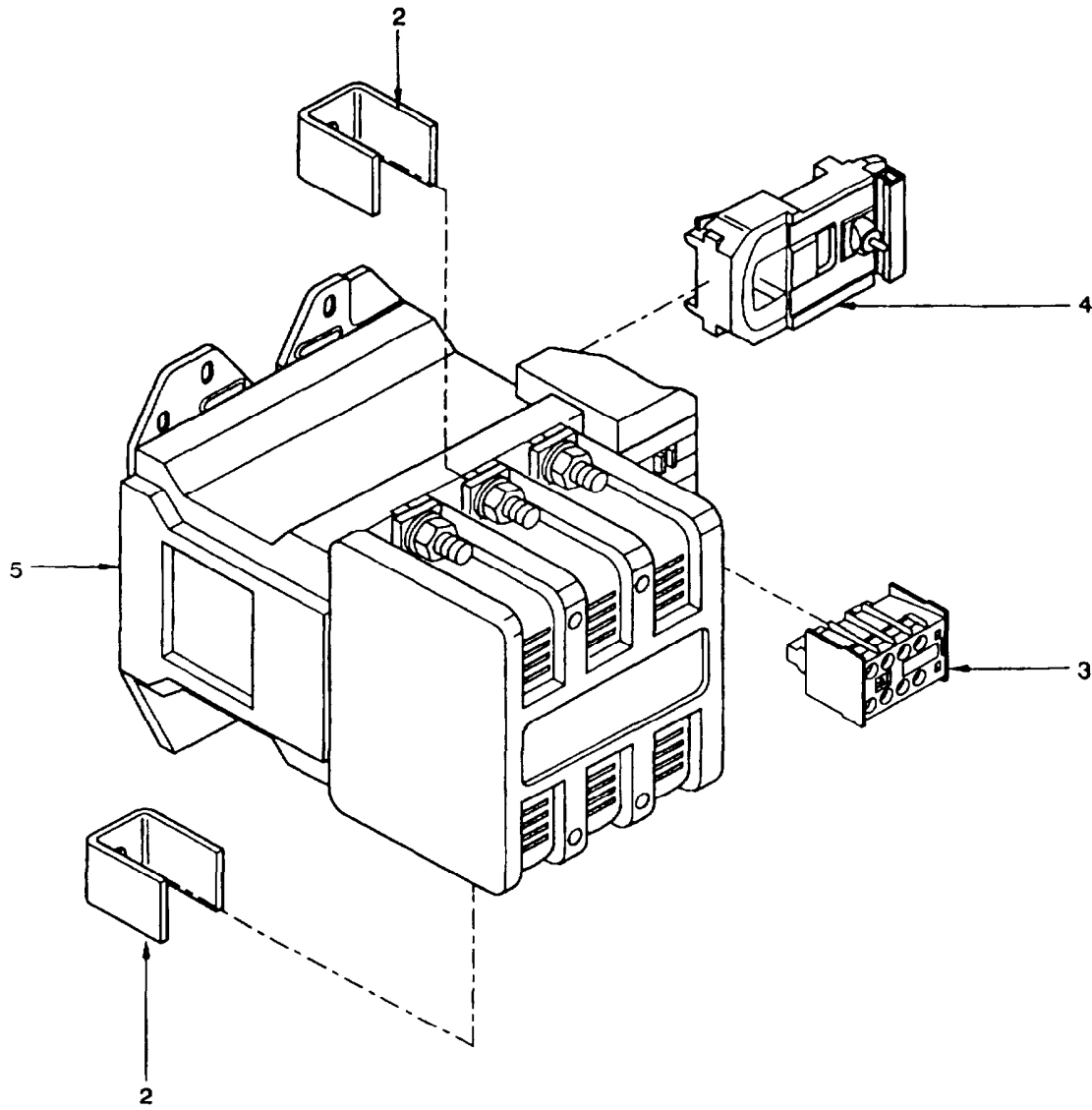


Figure 53. Contactor Assembly

SECTION II

TM 9-6115-668-23P

(1) ILLUSTRATION		(2)	(3)	(4)	(5)	(6)	(7)
(a) FIG NO.	(b) ITEM NO.	SMR CODE	NATIONAL STOCK NUMBER	CAGEC	PART NUMBER	DESCRIPTION AND USABLE ON CODES (UOC)	QTY INC IN UNIT
						GROUP 020510 CONTROL CABINET ASSEMBLY CONTACTOR ASSEMBLY	
53	1	PBFFF		D0857	390.07.0017	CONTACTOR ASSEMBLY	1
53	2	PAFZZ	5999-12-345-9050	D0857	205.02.0057	HEAT SINK,ELECTRICAL	6
53	3	PAFZZ	5945-14-336-2030	F2187	LA1DN22	CONTACT SET,MAGNETIC	1
53	4	PAFZZ	5950-12-323-9610	C7136	LX9-FK912	COIL,ELECTRICAL	1
53	5	PAFZZ	6110-14-475-5248	F2187	LC1-F500	CONTACTOR,MAGNETIC	1
						END OF FIGURE	

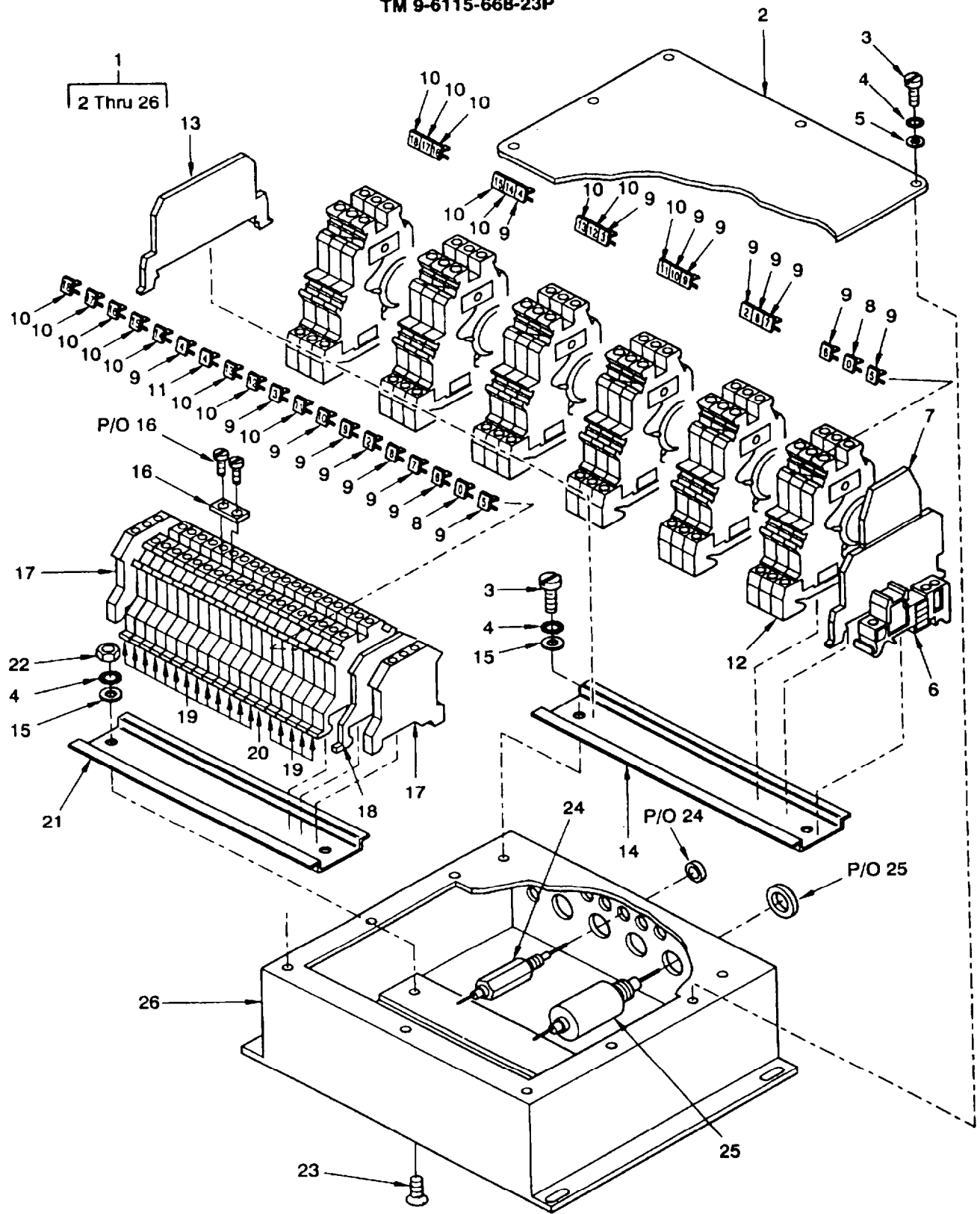


Figure 54. Filter Box Assembly

SECTION II

TM 9-6115-668-23P

(1) ILLUSTRATION		(2)	(3)	(4)	(5)	(6)	(7)
(a) FIG NO.	(b) ITEM NO.	SMR CODE	NATIONAL STOCK NUMBER	CAGEC	PART NUMBER	DESCRIPTION AND USABLE ON CODES (UOC)	QTY INC IN UNIT
						GROUP 020511	
						CONTROL CABINET ASSEMBLY	
						FILTER BOX ASSEMBLY	
54	1	XBFFF		D0857	105.01.0003	FILTER BOX ASSEMBLY	1
54	2	XBFZZ		D0857	060.20.0006	COVER	1
54	3	PAFZZ	5305-12-151-7838	D8286	DIN84-M4X8-A4-70	SCREW,MACHINE	10
54	4	PAFZZ	5310-01-407-4764	62380	152.269	WASHER,LOCK	12
54	5	PAFZZ	5310-12-158-2236	D8286	DIN125-B4,3-A4-7 0	WASHER,FLAT	8
54	6	PAFZZ	5340-12-300-3541	D0493	1201442	CONNECTING PIECE	2
54	7	XBFZZ		D0493	2770228	COVER,D-UKK 3/5 BK	1
54	8	PAFZZ		D0493	1051032/0	LABEL ZB 6, LGS: "0"	2
54	9	PAFZZ	5940-12-321-7360	D0493	1051016 LGS:1-10	MARKER STRIP,TERMIN ZB 6, LGS: "1 THROUGH 10" (NUMBER 1 IS NOT NEEDED)	2
54	10	PAFZZ	5940-12-321-7361	D0493	1051016 LGS:11-2 0	MARKER STRIP,TERMIN ZB 6, LGS: "11 THROUGH 20" (NUMBERS 19 AND 20 ARE NOT NEEDED)	2
54	11	PAFZZ	5940-12-346-2769	D0493	1051032 LGS:4	MARKER STRIP,TERMIN ZB 6, LGS: "4"	1
54	12	PAFZZ	5905-12-327-8615	D0493	2794903	RESISTOR,VOLTAGE SE NSITIVE	18
54	13	PAFZZ	5365-12-325-0273	D0493	2770833	SPACER,PLATE	1
54	14	XBFZZ		D0857	320.10.0002-6.82 5 INCH	RAIL (MAKE FROM (D8286) P/N DIN46277-1536-LO/2) 6.825 INCH (175MM) REQUIRED	1
54	15	PAFZZ	5310-12-188-7408	D8286	DIN9021-4,3-140H V-A4	WASHER,FLAT	4
54	16	XBFZZ		D0857	048.01.0008-2 PO LE	CONTACT PLATE,2-POLE (MAKE FROM (D0493) P/N 0201184) 2 CONTACTS REQUIRED	1
54	17	PAFZZ	5940-12-322-4545	D0493	0441012	TERMINAL BOARD	2
54	18	XBFZZ	5970-12-305-2562	D0493	3003020	INSULATOR,PLATE	1
54	19	PAFZZ	5940-12-305-3106	D0493	3004016	TERMINAL BOARD	18
54	20	PAFZZ	5940-12-313-4940	D0493	3005015	TERMINAL BOARD	1
54	21	XBFZZ		D0857	320.10.0002-6.43 5 INCH	RAIL (MAKE FROM (D8286) P/N DIN46277-1536-LO/2) 6.435 INCH (165MM) REQUIRED	1
54	22	PAFZZ	5310-12-151-7866	D8286	DIN934-M4-A4-70	NUT,PLAIN,HEXAGON	2
54	23	PAFZZ	5305-12-166-9469	D8286	DIN963-M4X10-A4- 70	SCREW,MACHINE	2
54	24	PAFZZ	5910-12-138-5356	D1180	B85121-D-B4	CAPACITOR,FIXED,PAPER DIELECTRIC (MOUNTING HARDWARE INCLUDED)	14
54	25	PAFZZ	5910-12-146-6389	D1180	B85121-A-B6	CAPACITOR,FIXED,PAPER DIELECTRIC (MOUNTING HARDWARE INCLUDED)	5
54	26	XBFFF		D0857	035.04.0004	FILTER BOX	1
						END OF FIGURE	

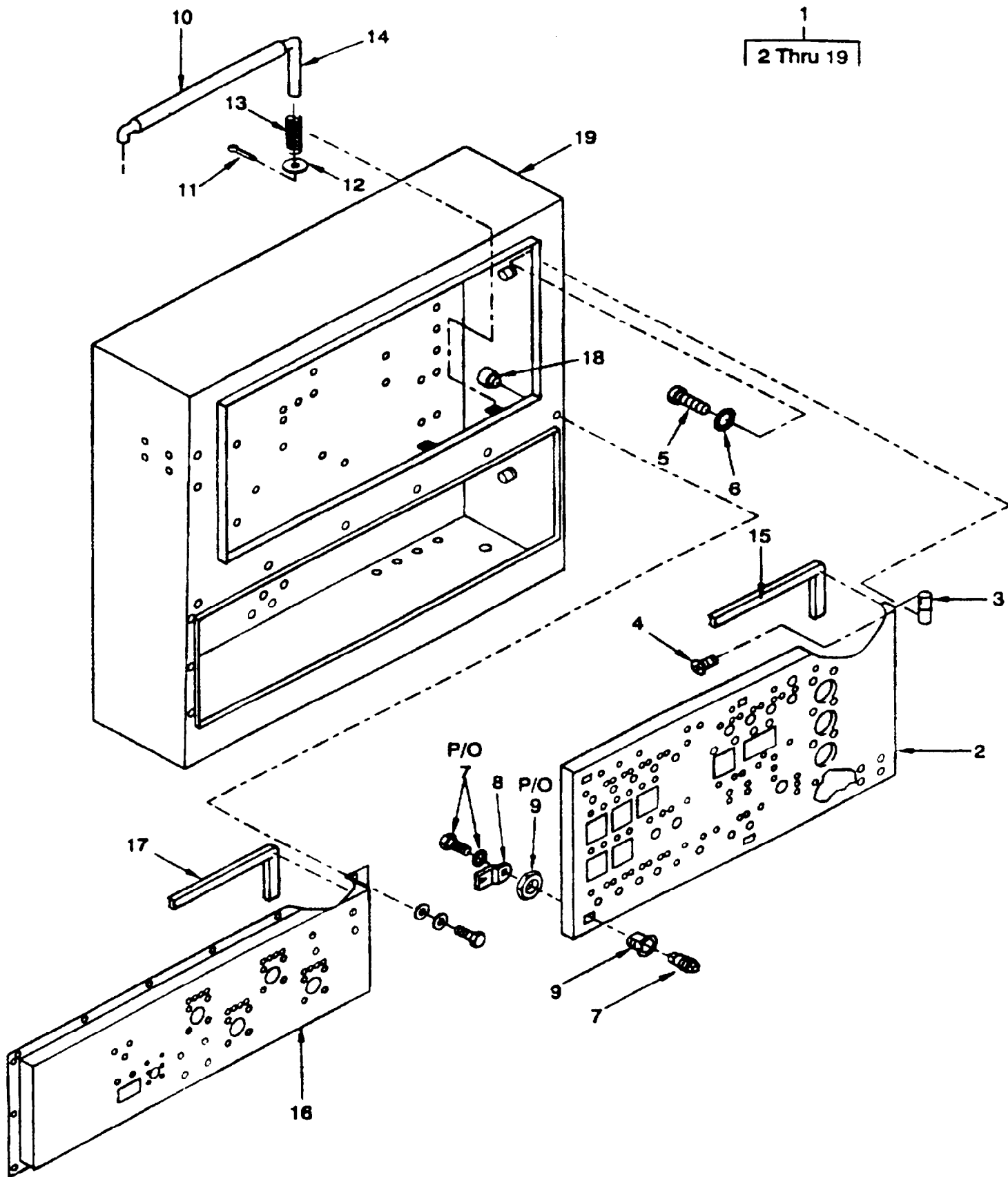


Figure 55. Housing Assembly, Control Cabinet

SECTION II

TM 9-6115-668-23P

(1) ILLUSTRATION		(2)	(3)	(4)	(5)	(6)	(7)
(a) FIG NO.	(b) ITEM NO.	SMR CODE	NATIONAL STOCK NUMBER	CAGEC	PART NUMBER	DESCRIPTION AND USABLE ON CODES (UOC)	QTY INC IN UNIT
						GROUP 0206	
						CONTROL CABINET ASSEMBLY	
						HOUSING ASSEMBLY,	
55	1	XBFFF		D0857	420.01.0154	HOUSING ASSEMBLY,CONTROL CABINET	1
55	2	XBFZZ		D0857	485.02.0013	DOOR,CONTROL CABINET	1
55	3	PAFZZ	5340-12-323-9416	D0857	160.14.0001	JOINT EXPANSION	3
55	4	PAFZZ	5305-12-199-0953	D8286	DIN965-M5X8-A4-7 0-H	SCREW,MACHINE	6
55	5	PAFZZ	5305-12-158-4224	D8286	DIN84-M5X10-A4-7 0	SCREW,MACHINE	6
55	6	PAFZZ	5310-12-124-0889	D8286	DIN6798-A5,3-FST	WASHER,LOCK	6
55	7	PAOZZ	5340-12-323-9418	C2285	1000-U135	GRIP,HANDLE	4
55	8	PAOZZ	5340-12-323-9419	C2285	1000-179	BUTTON,DOOR	4
55	9	PAOZZ	5340-12-323-9420	C2285	1000-U134	LOCK,FLUSH WITH NUT AND SEAL	4
55	10	MFFZZ		D0857	115.04.0001-7.41 INCH	SLEEVING,SHRINKABLE (MAKE FROM (D9477) P/N VG95343T05A007A) 7.41 INCH (10MOM) REQUIRED	1
55	11	PAOZZ	5315-12-311-6063	D8286	DIN94-1,2X10-ST- A3P	PIN,COTTER	1
55	12	PAOZZ	5310-12-175-0041	D8286	DIN125-B5,3-140H V-A4	WASHER,FLAT	1
55	13	PAOZZ	5360-12-323-8759	C3224	50/5/1	SPRING,HELICAL,COMPPRESSION	1
55	14	PAOZZ	5340-12-324-4154	D0857	160.30.0003	EYE HOOK	1
55	15	MFOZZ		D0857	065.02.0010-110. 24 INCH	WEATHER STRIP (MAKE FROM (C3394) P/ N NK-120-2534-0000) 110.24 INCH (800MM)REQUIRED	1
55	16	XBFZZ		D0857	495.01.0012	PANEL,ELECTRICAL CONNECTING	1
55	17	MFOZZ		D0857	065.02.0010-100. 8 INCH	WEATHER STRIP (MAKE FROM (C3394) P/ N NK-120-2534-0000) 100.8 INCH (260MM) REQUIRED	1
55	18	PAOZZ	5310-12-324-5340	C7370	433054	NUT,PLAIN,BLIND RIVET	18
55	19	XBFZZ		D0857	420.01.0155	HOUSING	1
						END OF FIGURE	

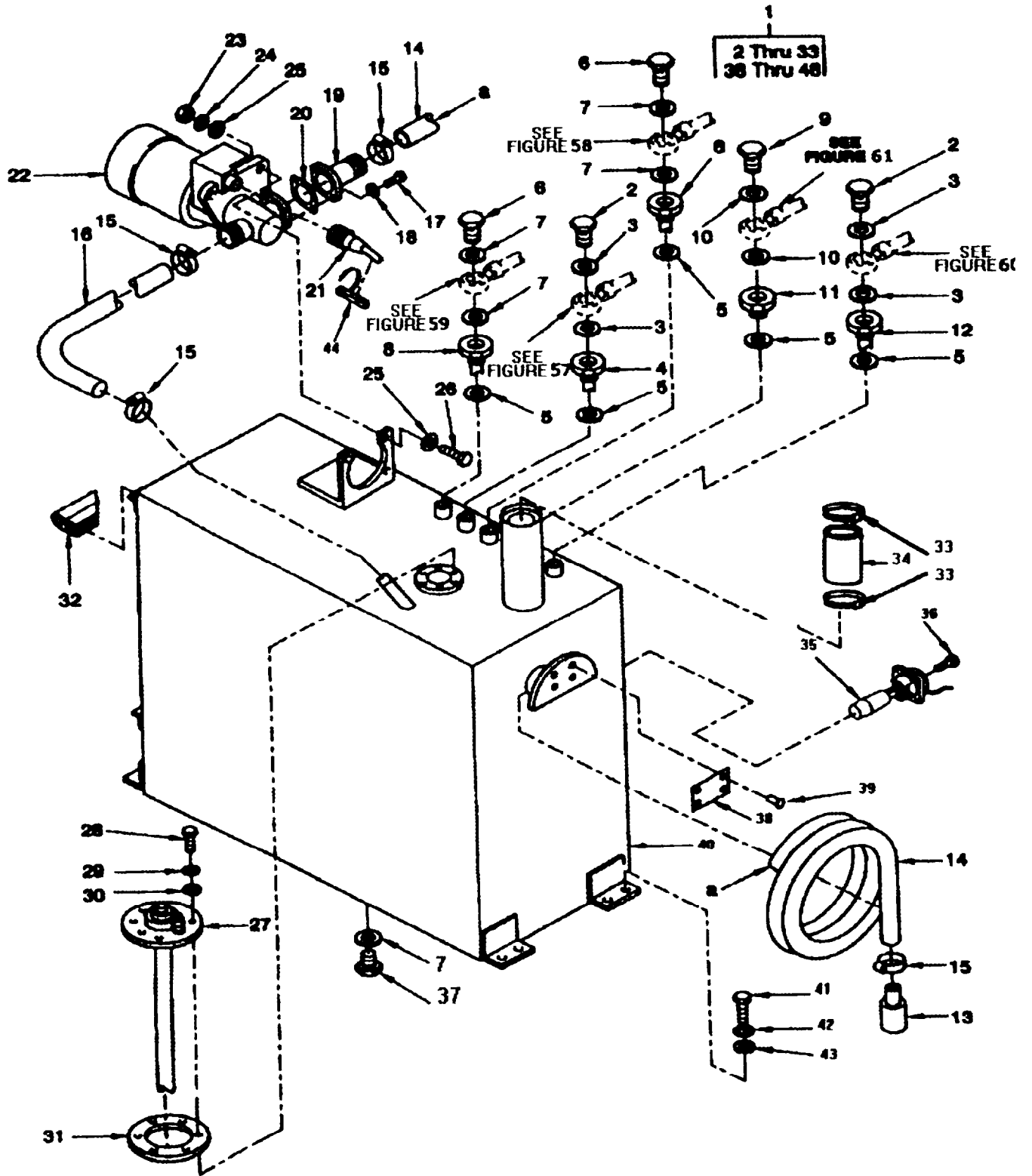


FIGURE 56. FUEL TANK ASSEMBLY

SECTION II

TM 9-6115-668-23P

(1) ILLUSTRATION		(2)	(3)	(4)	(5)	(6)	(7)
(a) FIG NO.	(b) ITEM NO.	SMR CODE	NATIONAL STOCK NUMBER	CAGEC	PART NUMBER	DESCRIPTION AND USABLE ON CODES (UOC)	QTY IN UNIT
GROUP 03 FUEL TANK ASSEMBLY							
56	1	XBOFF		D0857	015.07.0028	FUEL TANK ASSEMBLY,150KW	1
56	2	PAOZZ	4730-12-345-9598	D0696	205004	BOLT,FLUID PASSAGE	2
56	3	PAOZZ	5330-12-156-4518	D8286	DIN7603-A10X14-C U	GASKET	4
56	4	PAOZZ	4710-12-324-0188	D0857	355.04.0004	TUBE ASSEMBLY,METAL	1
56	5	PAOZZ	5330-12-156-4783	D8286	DIN7603-A24X29-C U	GASKET	5
56	6	PAOZZ	4730-12-345-9599	D0696	205010	BOLT,FLUID PASSAGE	2
56	7	PAOZZ	5330-12-156-4524	D8286	DIN7603-A16X20-C U	GASKET	5
56	8	PAOZZ	4710-12-324-0189	D0857	355.04.0003	TUBE ASSEMBLY,METAL	2
56	9	PAOZZ	4730-12-321-5959	D0696	205008	BOLT,FLUID PASSAGE	1
56	10	PAOZZ	5330-12-156-4522	D8286	DIN7603-A14X18-C U	GASKET	2
56	11	PAOZZ	4730-12-345-7825	D0857	425.13.0038	ADAPTER BUSHING	1
56	12	PAOZZ	2910-12-345-5331	D0857	355.04.0032	CONNECTOR PIECE	1
56	13	PAOZZ	4820-12-323-8764	D8430	001.18.019	VALVE,CHECK	1
56	14	MFOZZ		D0857	115.03.0004-177. 17 INCH	TUBE (MAKE FROM (D8430) P/N 001.10.035) 177.17 INCH (4500MM) REQUIRED	1
56	15	PAOZZ	4730-12-345-9341	D0857	160.15.0156	CLAMP,HOSE	4
56	16	MFOZZ		D0857	115.03.0005-27.3 INCH	TUBE (MAKE FROM (D8430) P/N 001.10.035) 27.3 INCH (700MM) REQUIRED	1
56	17	PAOZZ	5305-12-151-7809	D8286	DIN912-M6X25-A4- 70	SCREW,CAP,SOCKET HE AD	2
56	18	PAOZA	5310-12-148-6533	D8286	DIN127-B6-NRST	WASHER,LOCK	2
56	19	PAOZZ	4730-12-345-5830	D8430	959.04.097	ADAPTER,STRAIGHT,FL	1
56	20	PAOZZ	5330-12-326-1596	D8430	925.59.002	GASKET	1
56	21	PAOZZ	5935-12-161-4090	D9477	VG95234D-14S-6SN	CONNECTOR,PLUG,ELECTRICAL	1
56	22	PAOZZ	4320-12-345-9889	D8430	011.10.000	PUMP UNIT,ROTARY	1
56	23	PAOZZ	5310-12-154-3038	D8286	DIN934-M8-A4-70	NUT,PLAIN,HEXAGON	3
56	24	PAOZZ	5310-12-124-0892	D8286	DIN6798-A8,4-FST	WASHER,LOCK	3
56	25	PAOZZ	5310-12-154-1380	D8286	DIN125-B8,4-140H V-A4	WASHER,FLAT	6
56	26	PAOZZ	5305-12-164-6651	D8286	DIN933-M8X40-A4- 70	SCREW,CAP,HEXAGON HEAD	3
56	27	PAOZZ	6680-12-142-9250	D4276	224.082/009/019	TRANSMITTER,LIQUID	1
56	28	PAOZZ	5305-12-166-4222	D8286	DIN933-M5X16-A4- 70	SCREW,CAP,HEXAGON HEAD	6
56	29	PAOZZ	5310-12-124-0889	D8286	DIN6798-A5,3-FST	WASHER,LOCK	6
56	30	PAOZZ	5310-12-175-0041	D8286	DIN125-B5,3-140H V-A4	WASHER,FLAT	6
56	31	PAOZZ	5330-12-151-4097	D4276	2251016	GASKET	1
56	32	MOOZZ		D0857	065.02.0005-19.5	PROTECTION PROFILE, FOLDED EDGE	1
56	33	PAFZZ	4730-00-908-6294	17576	A-A-52506	CLAMP,HOSE,TYPE F,SAE J1508, SIZE 80	2
56	34	PAOZZ		97403	1323OE6802	FUEL FILL HOSE	1
56	35	PAOZZ		F0227	2.85 55 02.1	SWITCH,LIQUID LEVEL TYPE SU WITH 3M CABLE	2
56	36	PAOZZ	5305-12-142-5547	D8286	DIN7985M5X12-4-8 A2P	SCREW,MACHINE	8
56	37	PAOZZ	5365-12-346-4328	D8286	DIN910-M16X1,5-8 .8-A2P	PLUG,MACHINE THREAD	1
56	38	PAOZZ	9905-12-345-5539	D0857	405.01.0336	PLATE,IDENTIFICATION (FUEL TANK ASSEMBLY)	1
56	39	PAOZZ	5320-12-319-7472	D2040	0317-3006	RIVET,BLIND	4
56	40	PAOFF	2910-12-345-7448	D0857	035.06.0028	TANK,FUEL,ENGINE	1

SECTION II

TM 9-6115-668-23P

(1) ILLUSTRATION		(2)	(3)	(4)	(5)	(6)	(7)
(a) FIG NO.	(b) ITEM NO.	SMR CODE	NATIONAL STOCK NUMBER	CAGEC	PART NUMBER	DESCRIPTION AND USABLE ON CODES (UOC)	QTY INC IN UNIT
56	41	PAOZZ	5305-12-156-5563	D8286	DIN933-M8X25-A4-70	SCREW,CAP,HEXAGON HEAD	8
56	42	PAOZZ	5310-12-124-0892	D8286	DIN6798-A8,4-FST	WASHER,LOCK	8
56	43	PAOZZ	5310-12-154-6605	D8286	DIN9021-B8,4-A4-70	WASHER,FLAT	8
56	44	PAOZZ	9905-12-346-5050	D0493	1004377	TAG,MARKER	1
END OF FIGURE							

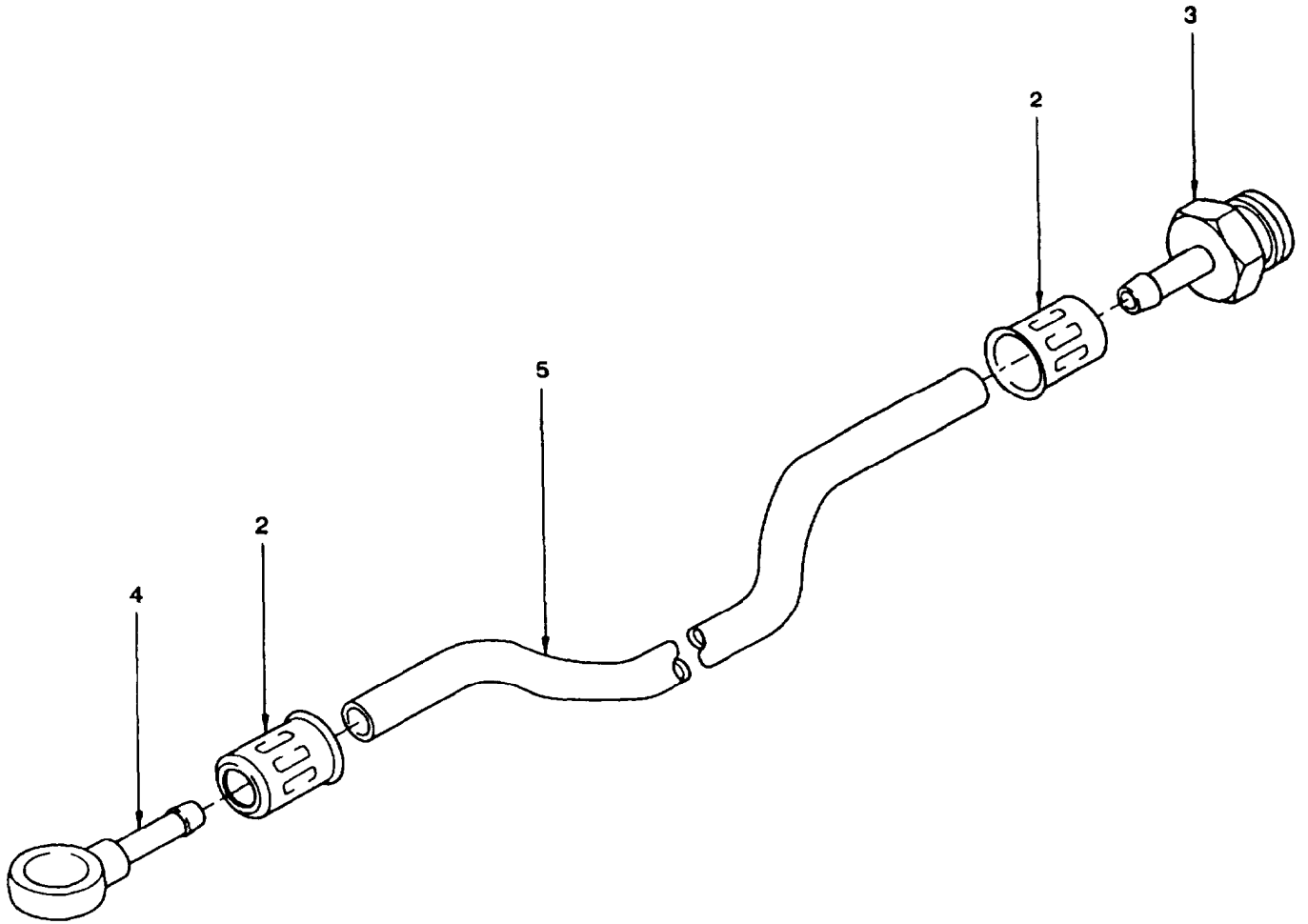
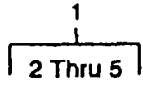


Figure 57. Hose Assembly, Fuel Leakage

SECTION II

TM 9-6115-668-23P

(1) ILLUSTRATION		(2)	(3)	(4)	(5)	(6)	(7)
(a) FIG NO.	(b) ITEM NO.	SMR CODE	NATIONAL STOCK NUMBER	CAGEC	PART NUMBER	DESCRIPTION AND USABLE ON CODES (UOC)	QTY INC IN UNIT
						GROUP 0301	
						FUEL TANK ASSEMBLY	
						HOSE ASSEMBLY, FUEL	
						LEAKAGE (FROM ENGINE TO	
						FUEL TANK)	
57	1	PAOFF	4720-12-323-8760	D0857	355.02.0011	HOSE ASSEMBLY, NONMETALLIC (FROM	
						ENGINE TO FUEL TANK)	1
57	2	PAFZZ	4730-12-345-9583	D0696	204011	SWAGING SOCKET, HOSE	2
57	3	PAFZZ	4730-12-345-9584	D0696	203207	ADAPTER, STRAIGHT, HOSE TO BOSS	1
57	4	PAFZZ	4730-12-345-9585	D0696	203404	CONNECTOR, MULTIPLE, FLUID	1
57	5	MFFZZ		D0857	115.03.0009-109. 45 INCH	HOSE, FUEL, GCKA NW44 (MAKE FROM	
						(D0696) P/N 601704) 109.45 INCH	
						(2780MM) REQUIRED	1
						END OF FIGURE	

1
2 Thru 5

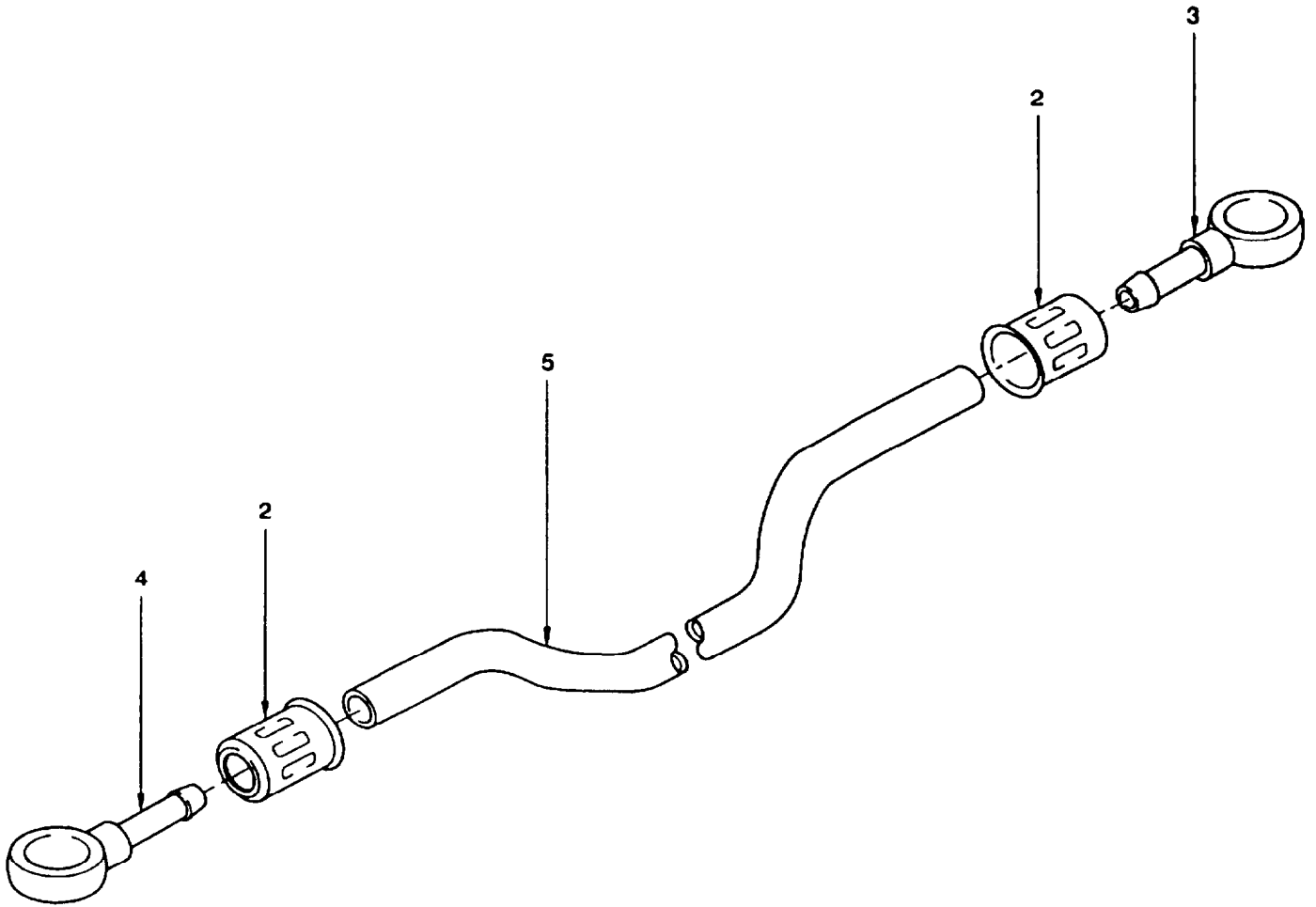


Figure 58. Hose Assembly, Fuel Inlet

SECTION II

TM 9-6115-668-23P

(1) ILLUSTRATION		(2)	(3)	(4)	(5)	(6)	(7)
(a) FIG NO.	(b) ITEM NO.	SMR CODE	NATIONAL STOCK NUMBER	CAGEC	PART NUMBER	DESCRIPTION AND USABLE ON CODES (UOC)	QTY INC IN UNIT
						GROUP 0301A FUEL TANK ASSEMBLY HOSE ASSEMBLY, FUEL INLET (FROM FUEL TANK TO PRIMER PUMP)	
58	1	PAOFF	4720-12-323-8761	D0857	355.02.0008	HOSE ASSEMBLY, NONMETALLIC (FROM FUEL TANK TO TRAMMING PUMP)	1
58	2	PAFZZ	4730-12-345-9586	D0696	204017	SWAGING SOCKET, HOSE	2
58	3	PAFZZ	4730-12-345-9587	D0696	203408	CONNECTOR, MULTIPLE, FLUID (FUEL TANK)	1
58	4	PAFZZ	4730-12-345-9588	D0696	203456	CONNECTOR, MULTIPLE, FLUID (TRAMMING PUMP)	1
58	5	MFFZZ		D0857	115.03.0003-97.6 4 INCH	HOSE, FUEL, GCKA NW88 (MAKE FROM (D0696) P/N 601708) 97.64 INCH (2480MM) REQUIRED	1
						END OF FIGURE	

1
2 Thru 5

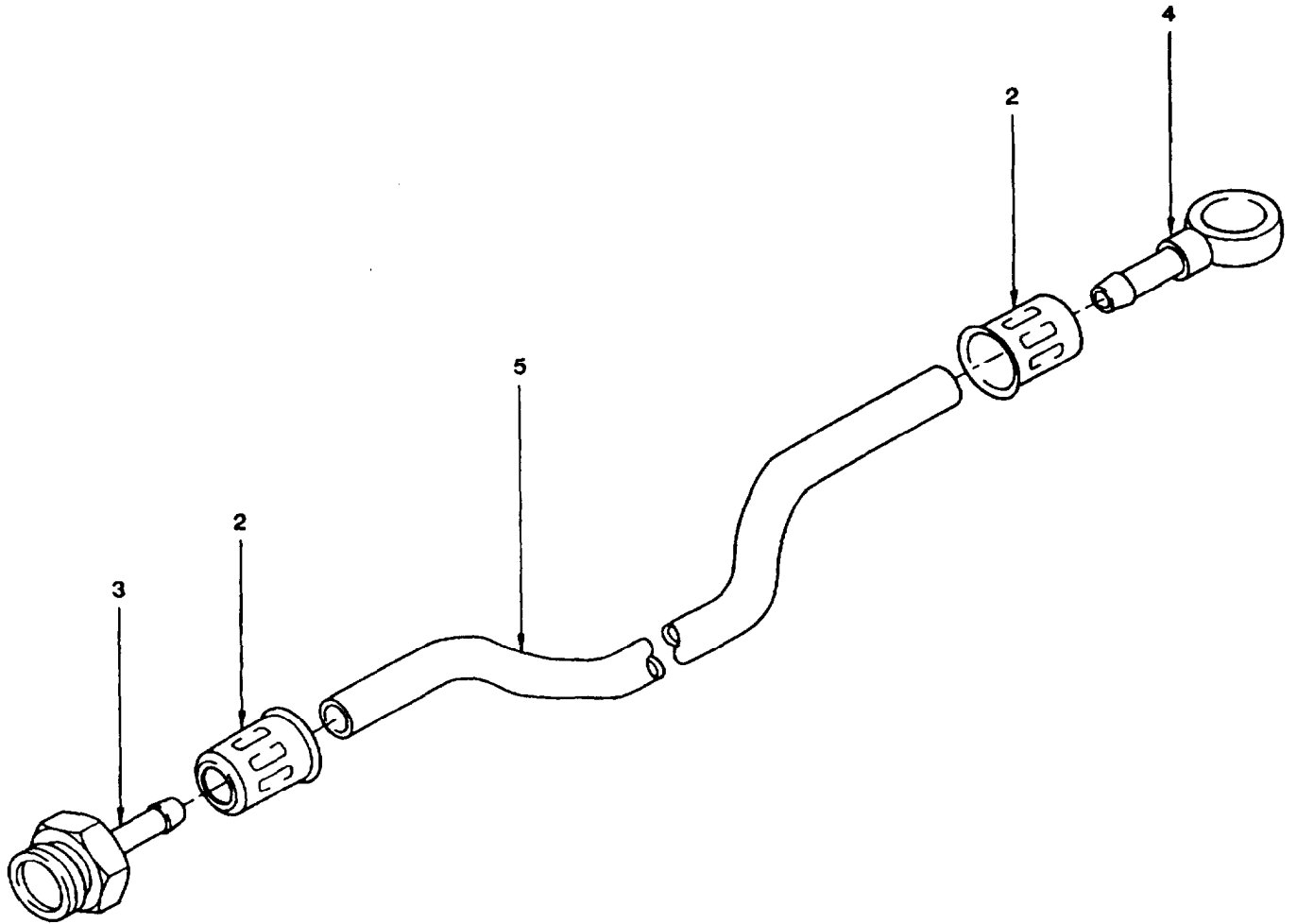


Figure 59. Hose Assembly, Fuel Return

SECTION II

TM 9-6115-668-23P

(1) ILLUSTRATION		(2)	(3)	(4)	(5)	(6)	(7)
(a) FIG NO.	(b) ITEM NO.	SMR CODE	NATIONAL STOCK NUMBER	CAGEC	PART NUMBER	DESCRIPTION AND USABLE ON CODES (UOC)	QTY INC IN UNIT
						GROUP 0301B FUEL TANK ASSEMBLY HOSE ASSEMBLY, FUEL RETURN (FROM ENGINE TO FUEL TANK)	
59	1	PAOFF	4720-12-323-8762	D0857	355.02.0010	HOSE ASSEMBLY, NONMETALLIC (FROM ENGINE TO FUEL TANK)	1
59	2	PAFZZ	4730-12-345-9586	D0696	204017	SWAGING SOCKET, HOSE	2
59	3	PAFZZ	4730-12-345-9589	D0696	203210	ADAPTER, STRAIGHT, HOSE TO BOSS (ENGINE)	1
59	4	PAFZZ	4730-12-345-9588	D0696	203456	CONNECTOR, MULTIPLE, FLUID (FUEL TANK)	1
59	5	MFFZZ		D0857	115.03.0003-109.45 INCH	HOSE, FUEL, GCKA NW88 (MAKE FROM (D0696) P/N 601708) 109.45 INCH (2780MM) REQUIRED	1
						END OF FIGURE	

1
2 Thru 6

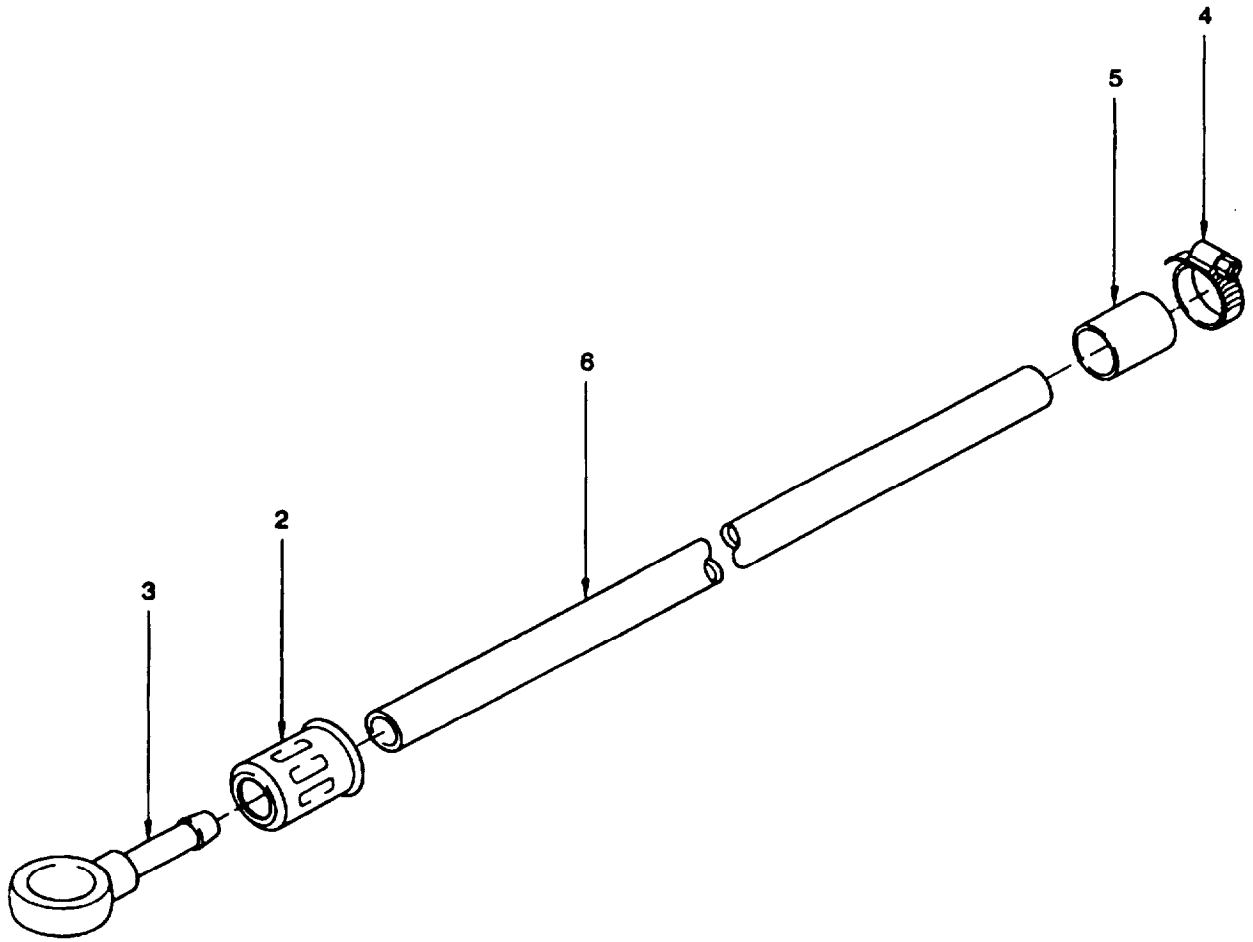


Figure 60. Hose Assembly, Fuel Inlet

SECTION II

TM 9-6115-668-23P

(1) ILLUSTRATION		(2)	(3)	(4)	(5)	(6)	(7)
(a) FIG NO.	(b) ITEM NO.	SMR CODE	NATIONAL STOCK NUMBER	CAGEC	PART NUMBER	DESCRIPTION AND USABLE ON CODES (UOC)	QTY INC IN UNIT
						GROUP 0301C FUEL TANK ASSEMBLY HOSE ASSEMBLY, FUEL INLET (FROM FUEL TANK TO PREHEAT ASSEMBLY)	
60	1	PAOFF	4720-12-345-7661	D0857	355.02.0186	HOSE ASSEMBLY, NONMETALLIC (FROM FUEL TANK TO PREHEAT ASSEMBLY)	1
60	2	PAFZZ	4730-12-345-9590	D0696	204012	SWAGING SOCKET, HOSE TOR	1
60	3	PAFZZ	4730-12-345-9585	D0696	203404	CONNECTOR, MULTIPLE, FLUID (FUEL TANK)	1
60	4	PAOZZ	4730-12-323-7303	D0696	311100	CLAMP, HOSE	1
60	5	MFFZZ		D0857	115.04.0005-1.95 INCH	SLEEVING, SHRINKABLE (MAKE FROM (D1973) P/N RNF-100 1/2-0) 1.95 INCH (50MM) REQUIRED	1
60	6	MFFZZ		D0857	115.03.0009-87 INCH	HOSE, FUEL, GCKA NW4 (MAKE FROM (D0696) P/N 601704) 87 INCH (2210MM) REQUIRED	1
						END OF FIGURE	

1
2 Thru 6

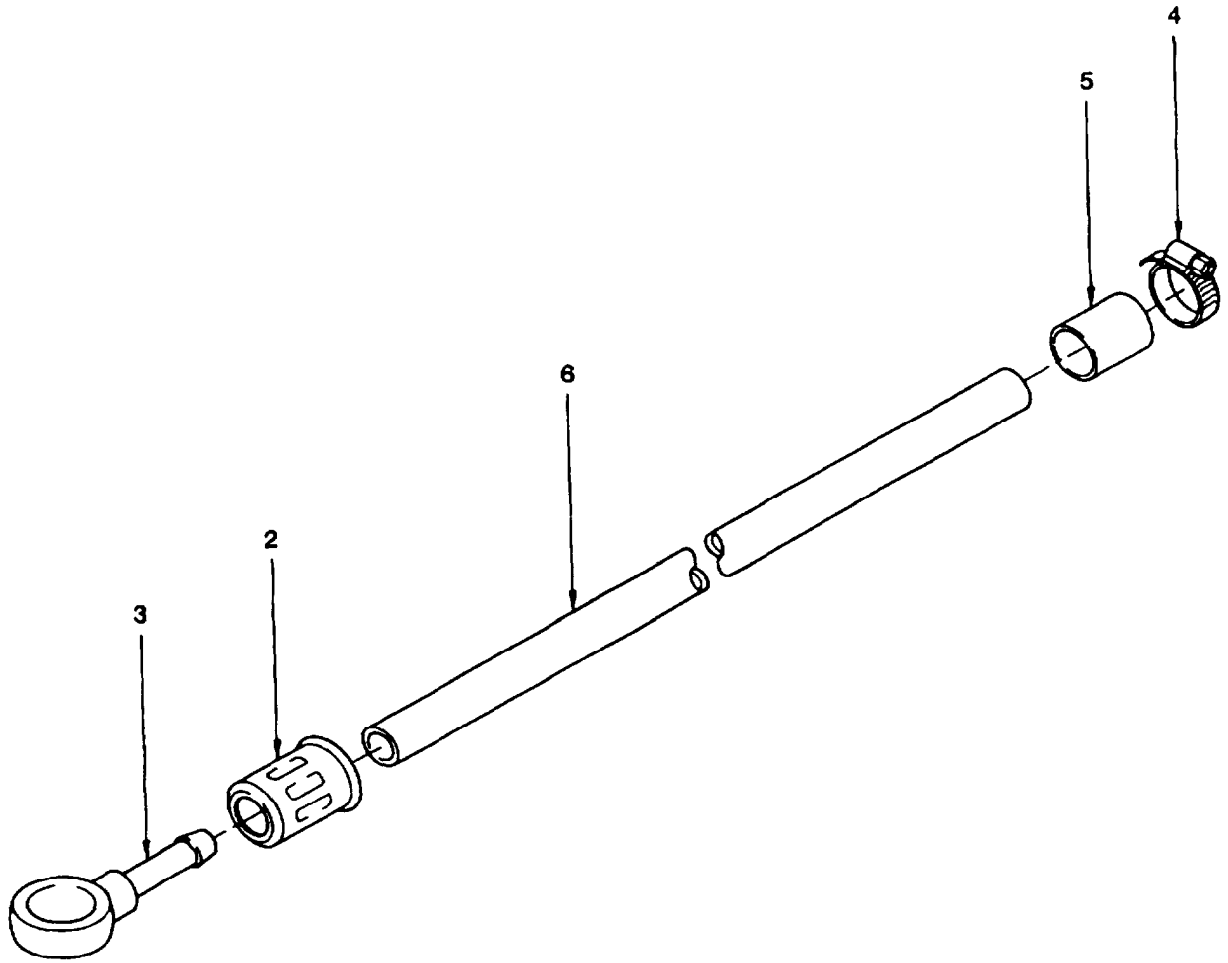


Figure 61. Hose Assembly, Fuel Return

SECTION II

TM 9-6115-668-23P

(1) ILLUSTRATION		(2)	(3)	(4)	(5)	(6)	(7)
(a) FIG NO.	(b) ITEM NO.	SMR CODE	NATIONAL STOCK NUMBER	CAGEC	PART NUMBER	DESCRIPTION AND USABLE ON CODES (UOC)	QTY INC IN UNIT
						GROUP 0301D	
						FUEL TANK ASSEMBLY	
						HOSE ASSEMBLY, FUEL RETURN	
						(FROM PREHEAT ASSEMBLY TO FUEL TANK)	
61	1	PAOFF	4720-12-345-7662	D0857	355.02.0187	HOSE ASSEMBLY, NONMETALLIC (FROM PREHEAT ASSEMBLY TO FUEL TANK)	1
61	2	PAFZZ	4730-12-345-9586	D0696	204017	SWAGING SOCKET, HOSE	1
61	3	PAFZZ	4730-12-345-9587	D0696	203408	CONNECTOR, MULTIPLE, FLUID (FUEL TANK)	1
61	4	PAOZZ	4730-12-158-5456	D0696	311101	CLAMP, HOSE	1
61	5	MFFZZ		D0857	115.04.0005-1.95 INCH	SLEEVING, SHRINKABLE (MAKE FROM (D1973) P/N RNF-100 1/2-0) 1.95 INCH (50MM) REQUIRED	1
61	6	MFFZZ		D0857	115.03.0003-83.4 7 INCH	HOSE, FUEL, GCKA NW8 (MAKE FROM (D0696) P/N 601708) 83.47 INCH (2120MM) REQUIRED	1
						END OF FIGURE	

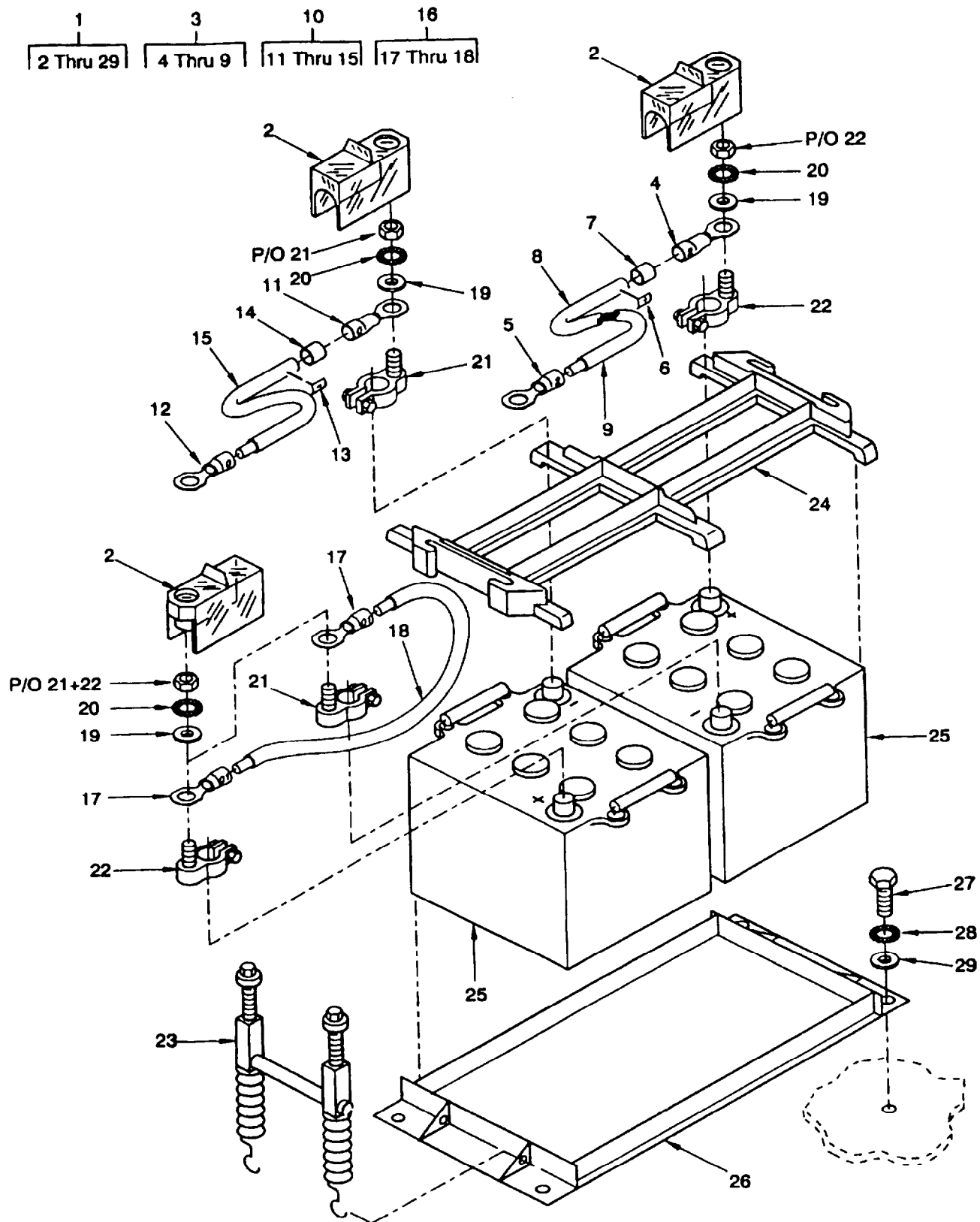


Figure 62. Battery Set, Assembly

SECTION II

TM 9-6115-668-23P

(1) ILLUSTRATION		(2)	(3)	(4)	(5)	(6)	(7)
(a) FIG NO.	(b) ITEM NO.	SMR CODE	NATIONAL STOCK NUMBER	CAGEC	PART NUMBER	DESCRIPTION AND USABLE ON CODES (UOC)	QTY INC IN UNIT
<p>GROUP 04 BATTERY SET ASSEMBLY</p>							
62	1	XBOFF		D0857	025.03.0026	BATTERY SET ASSEMBLY,150KW	1
62	2	PAOZZ	5940-12-322-2830	D0857	060.10.0012	COVER,TERMINAL BOARD	4
62	3	PAOZZ	6140-12-323-8843	D0857	180.010043	LEAD,STORAGE BATTERY (STARTER TO BATTERY +)	1
62	4	PAOZZ		D2096	RSY7177A10-95	TERMINAL,LUG	1
62	5	PAOZZ	5940-12-188-7288	D2096	RSY7177A12-95	TERMINAL,LUG	1
62	6	PAOZZ	7690-12-121-3214	D2571	6458	MARKER,IDENTIFICATION	1
62	7	MFOZZ		D0857	115.04.0053-1.95 INCH	SLEEVING,SHRINKABLE (MAKE FROM (D8527) P/N 305-25419) 1.95 INCH (50MM) REQUIRED	1
62	8	MFOZZ		D0857	175.03.0024-60.8 4 INCH	INSULATION (MAKE FROM (D0857) P/N 175.03.0024) 60.84 INCH (1560MM) REQUIRED	1
62	9	MFOZZ		D0857	180.01.0044-62.4 INCH	CABLE,95.00 QMM (MAKE FROM (D1230) P/N 5DA2170-5) 62.4 INCH (1600MM) REQUIRED	1
62	10	PAOZZ	6140-12-323-8844	D0857	180.01.0042	LEAD,STORAGE BATTERY (GROUND TO BATTERY -)	1
62	11	PAOZZ		D2096	RSY7177A10-95	TERMINAL,LUG	1
62	12	PAOZZ	5940-12-188-7288	D2096	RSY7177A12-95	TERMINAL,LUG	1
62	13	PAOZZ	7690-12-121-3214	D2571	6458	MARKER,IDENTIFICATION	1
62	14	MFOZZ		D0857	115.04.0053-1.95 INCH	SLEEVING,SHRINKABLE (MAKE FROM (50MM) REQUIRED	1
62	15	MFOZZ		D0857	180.01.0044-23.4 INCH	CABLE,95.00 QMM (MAKE FROM (D1230) P/N 5DA2170-5) 23.4 INCH (600MM) REQUIRED	1
62	16	PAOFF	6140-12-323-8767	D0857	180.01.0041	LEAD,STORAGE BATTERY (BATTERY + TO BATTERY -)	1
62	17	PAOZZ		D2096	RSY7177A10-95	TERMINAL,LUG	2
62	18	MFOZZ		D0857	180.01.0044-20.6 7 INCH	CABLE,95.00 QMM (MAKE FROM (D1230) P/N 5DA2170-5) 20.67 INCH (530MM) REQUIRED	1
62	19	PAOZZ	5310-12-189-7275	D8286	DIN125-B10,5-140 HV-A4	WASHER,FLAT	8
62	20	PAOZZ	5310-12-124-0893	D8286	DIN6798-A10,5-FS T	WASHER,LOCK	4
62	21	PAOZZ	5940-12-121-0235	D8814	52.285.133	TERMINAL,LUG	2
62	22	PAOZZ	5940-12-141-3170	D8814	52-285-130	TERMINAL,LUG	2
62	23	PAOZZ	6140-12-189-6691	D9477	VG95282T03-C2	HOLD DOWN,BATTERY	2
62	24	PAOZZ	6160-12-186-4606	D9477	VG95282T03-A2	RETAINER,BATTERY	1
62	25	PAOZA	6140-12-190-9027	D9477	VG96924T09	BATTERY,STORAGE	2
62	26	PAOZZ	6140-12-181-1200	D9477	VG95282T03-B3	HALTER,SPECIAL	1
62	27	PAOZZ	5305-12-179-7417	D8286	DIN933-M10X30-A4 -70	SCREW,CAP,HEXAGON HEAD	4
62	28	PAOZZ	5310-12-124-0893	D8286	DIN6798-A10,5-FS T	WASHER,LOCK	4
62	29	PAOZZ	5310-12-189-7275	D8286	DIN125-B10,5-140 HV-A4	WASHER,FLAT	4
<p>END OF FIGURE</p>							

2 Thru 16

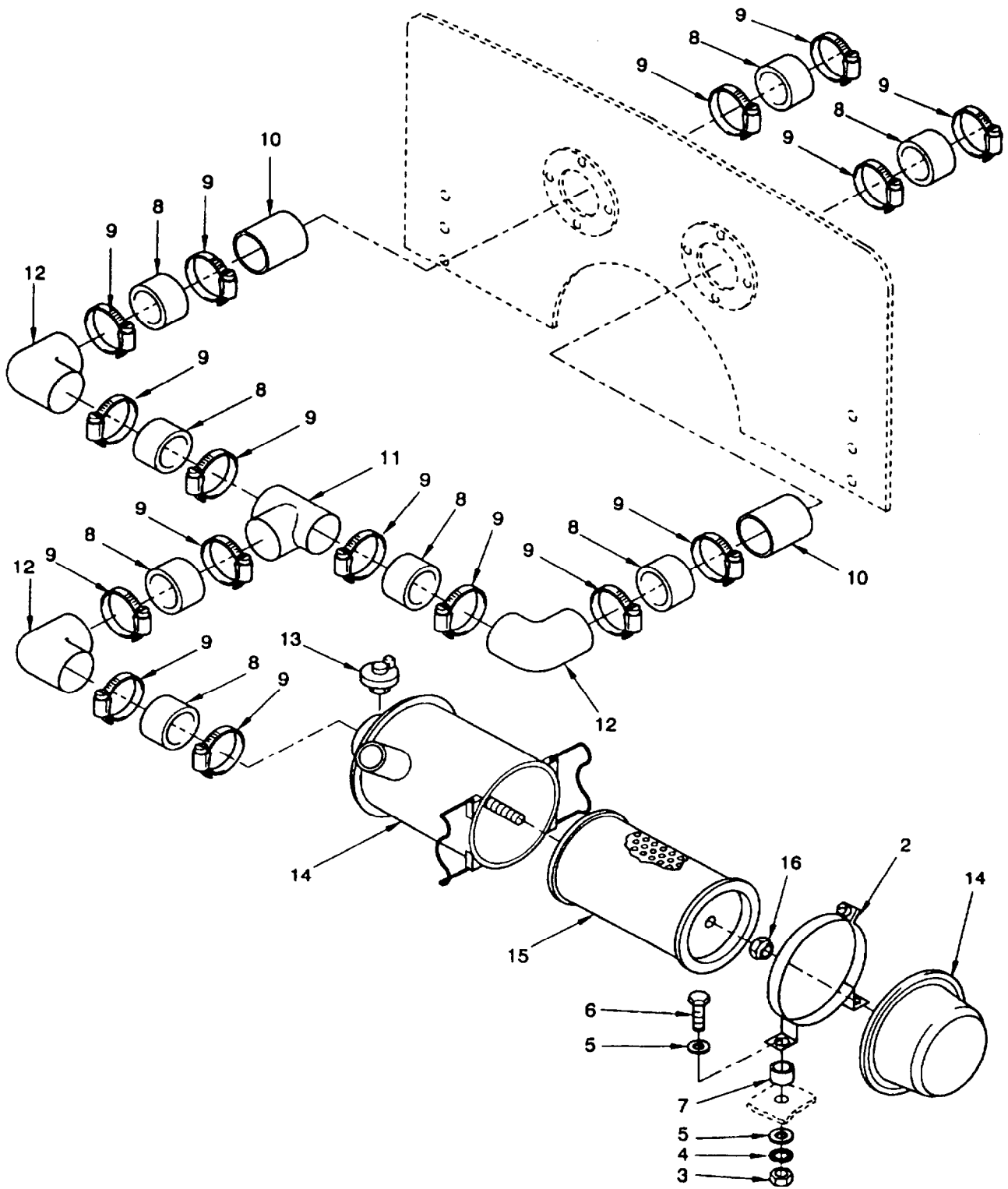


Figure 63. Air Filter Assembly

SECTION II

TM 9-6115-668-23P

(1) ILLUSTRATION		(2)	(3)	(4)	(5)	(6)	(7)
(a) FIG NO.	(b) ITEM NO.	SMR CODE	NATIONAL STOCK NUMBER	CAGEC	PART NUMBER	DESCRIPTION AND USABLE ON CODES (UOC)	QTY INC IN UNIT
						GROUP 05	
						AIR FILTER ASSEMBLY	
63	1	PAOFF	2940-12-345-8634	D0857	015.01.0018	AIR CLEANER,INTAKE	1
63	2	PAOZZ	2940-12-301-5752	D8086	3944038970	HOLDER,FLOW THRU	1
63	3	PAOZZ	5310-12-151-6661	D8286	DIN934-M10-A4-70	NUT,PLAIN,HEXAGON	2
63	4	PAOZZ	5310-12-124-0893	D8286	DIN6798-A10,5-FS T	WASHER,LOCK	2
63	5	PAOZZ	5310-12-151-6662	D8286	DIN9021-B10,5-A4 -70	WASHER,FLAT	4
63	6	PAOZZ	5305-12-151-6660	D8286	DIN933-M10X55-A4 -70	SCREW,CAP,HEXAGON HEAD	2
63	7	PAOZZ	5365-12-323-9410	D0857	170.03.0016	SPACER,SLEEVE	2
63	8	PAOZZ	4720-12-324-6042	D2689	0116 5404	HOSE,PREFORMED	8
63	9	PAOZZ	4730-12-324-6719	D2689	0112 8276	CLAMP,HOSE	16
63	10	PAOZZ	4710-12-345-7664	D0857	355.01.0012	TUBE ASSEMBLY,METAL	2
63	11	PAOZZ	4710-12-345-7665	D0857	355.01.0011	TUBE,METALLIC	1
63	12	PAOZZ		D2689	0216 4367	AIR TUBE,ANGEL	3
63	13	PAOZZ	5930-12-166-4578	D8086	39 000 62 901	SWITCH,PRESSURE	1
63	14	XBOZZ		D8086	4544092304	AIR FILTER HOUSING	1
63	15	PAOZZ	2940-12-172-8102	D8086	C23440/1	FILTER ELEMENT,INTAKE AIR CLEANER	1
63	16	PAOZZ	5310-12-183-0414	D8086	01 691 10 000	NUT,SELF-LOCKING,EXTENDED	1
						END OF FIGURE	

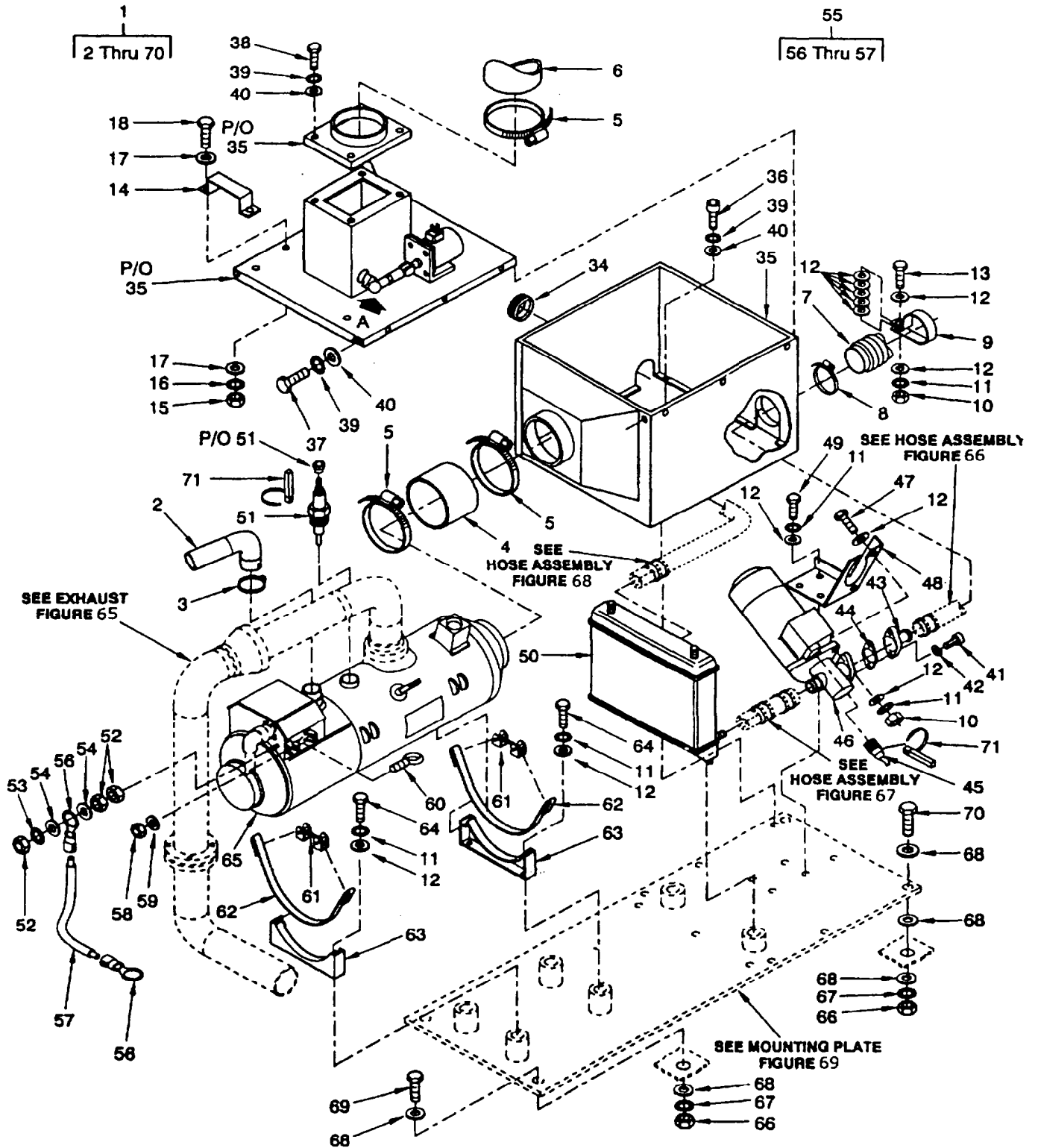


Figure 64. Engine Preheating Assembly
Sheet 1 of 2

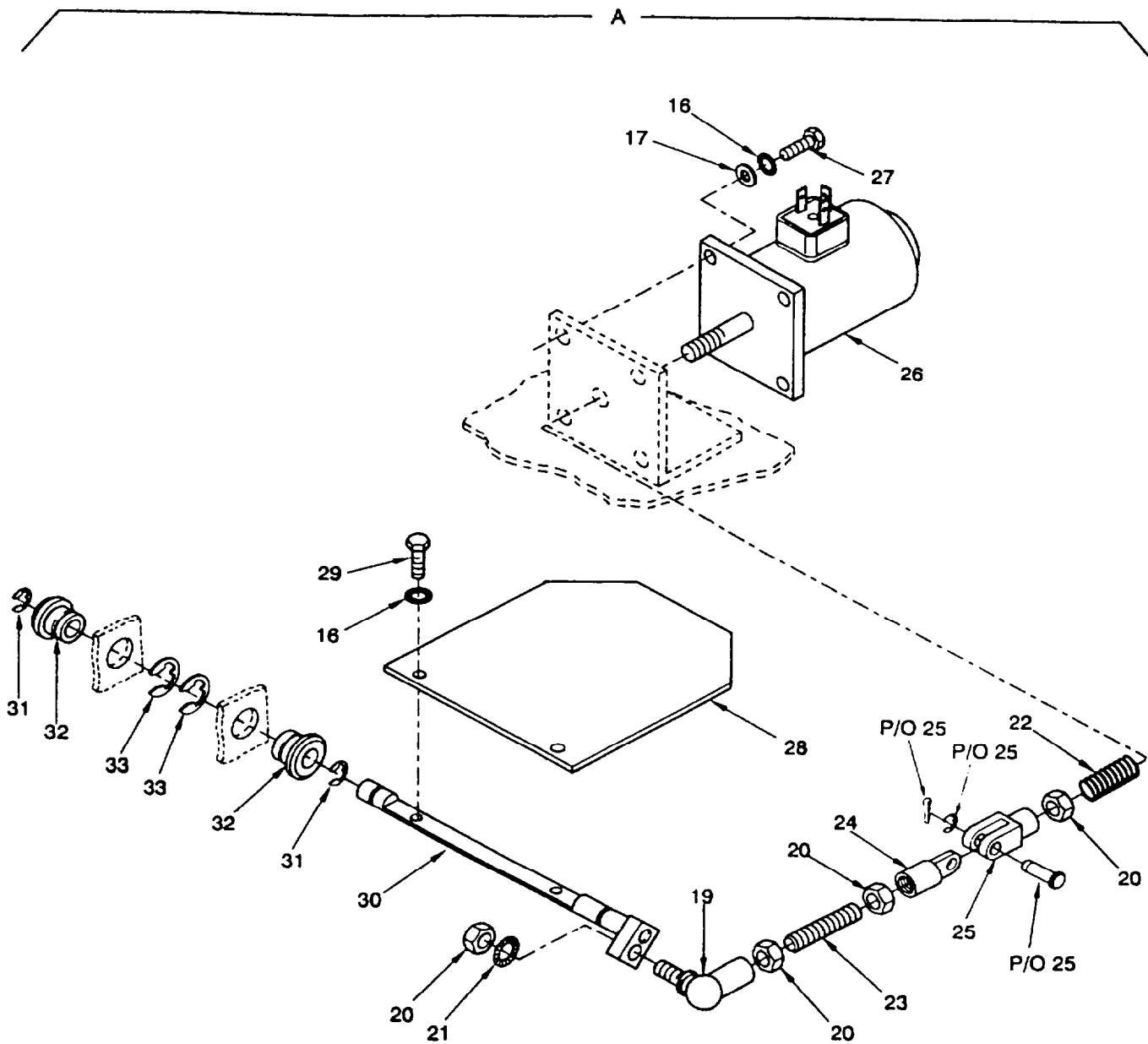


Figure 64. Engine Preheating Assembly
Sheet 2 of 2

SECTION II

TM 9-6115-668-23P

(1) ILLUSTRATION		(2)	(3)	(4)	(5)	(6)	(7)
(a) FIG NO.	(b) ITEM NO.	SMR CODE	NATIONAL STOCK NUMBER	CAGEC	PART NUMBER	DESCRIPTION AND USABLE ON CODES (UOC)	QTY IN UNIT
GROUP 06 ENGINE PREHEATING ASSEMBLY, 150KW							
64	1	PBODD	2815-12-346-3671	D0857	165.05.0004	INSERT,HEAT EXCHANG	1
64	2	PAOZZ	4710-12-345-7666	D0857	355.01.0091	PIPE,AIR INLET	1
64	3	PAOZZ	5340-12-346-0161	D0696	310695	CLAMP,LOOP	1
64	4	MFOZZ		D0857	115.03.0135-3.12 INCH	HOSE,FLEXIBLE (MAKE FROM (C4109) P/ N LW102UNIFLEX MS2) 3.12 INCH (80MM) REQUIRED	1
64	5	PAOZZ	4730-12-345-0578	D8773	TORRO90-110/13-C 7W4	CLAMP,HOSE	4
64	6	MFOZZ		D0857	115.03.0135-47.2 4 INCH	HOSE,FLEXIBLE (MAKE FROM (C4109) P/ N LW102UNIFLEX MS2) 47.24 INCH (1200MM)REQUIRED	1
64	7	MFOZZ		D0857	115.03.0134-39.3 7 INCH	HOSE,FLEXIBLE (MAKE FROM (C4109) P/ N LW63UNIFLEX MS2) 39.37 INCH (1000MM) REQUIRED	1
64	8	PAOZZ	4730-12-182-8299	D8773	TORRO60-80/9-C7W 5	CLAMP,HOSE	1
64	9	PAOZZ	5340-12-305-1299	D2689	0224 2948	CLAMP,LOOP	1
64	10	PAOZZ	5310-12-154-3038	D8286	DIN934-M8-A4-70	NUT,PLAIN,HEXAGON	4
64	11	PAOZZ	5310-12-124-0892	D8286	DIN6798-A8,4-FST	WASHER,LOCK	12
64	12	PAOZZ	5310-12-154-1380	D8286	DIN125-B8,4-140H V-A4	WASHER,FLAT	21
64	13	PAOZZ	5305-12-156-3727	D8286	DIN933-M8X30-A4- 70	SCREW,CAP,HEXAGON HEAD	1
64	14	XBOZZ	5340-12-345-9214	D0857	160.31.0156	BRACKET,MULTIPLE AN	1
64	15	PAOZZ	5310-12-151-7866	D8286	DIN934-M4-A4-70	NUT,PLAIN,HEXAGON	2
64	16	PAOZZ	5310-01-407-4764	62380	152.269	WASHER,LOCK	8
64	17	PAOZZ	5310-12-158-2236	D8286	DIN125-B4,3-A4-7 0	WASHER,FLAT	8
64	18	PAOZZ	5305-12-166-7917	D8286	DIN933-M4X10-A4- 70	SCREW,CAP,HEXAGON HEAD	2
64	19	PAOZZ	3040-12-345-9318	D0857	160.33.0001	BALL JOINT	1
64	20	PAOZZ	5310-12-155-0596	D8286	DIN934-M6-A4-70	NUT,PLAIN,HEXAGON	4
64	21	PAOZZ	5310-12-124-0890	D8286	DIN6798-A6,4-FST	WASHER,LOCK	1
64	22	PAOZZ	5360-12-345-9514	D0857	095.05.0001	SPRING,HELICAL,COMP RESSION	1
64	23	MFOZZ		D0857	320.03.0004-1.56 INCH	ROD,THREADED (MAKE FROM (D8286) P/ N DIN975-M6-A4-70) 1.56 INCH (40MM) REQUIRED	1
64	24	PAOZZ	5340-12-346-0138	D0857	160.40.0006	CONNECTOR,ROD END	1
64	25	PAOZZ	5340-12-346-0162	D0857	160.33.0002	CLEVIS,ROD END	1
64	26	PAOZZ	5945-12-347-5708	D0857	245.03.0011	SOLENOID,ELECTRICAL	1
64	27	PAOZZ	5305-12-186-4180	D8286	DIN933-M4X12-A4- 70	SCREW,CAP,HEXAGON HEAD	4
64	28	PAOZZ	5340-12-345-9766	D0857	310.18.0022	COVER,ACCESS ROTECTIVE	1
64	29	PAOZZ	5305-12-166-7146	D8286	DIN933-M4X8-A4-7 0	SCREW,CAP,HEXAGON HEAD	2
64	30	PAOZZ	5315-12-346-0101	D0857	040.09.0052	PIN,GROOVED,HEADED	1
64	31	PAOZZ	5325-12-151-2680	D8286	DIN6799-6-1.4310	RING,RETAINING	2
64	32	PAOZZ	5365-12-345-9112	D0857	170.13.0032	SPACER,SLEEVE	2
64	33	PAOZZ	5325-12-179-7021	D8286	DIN6799-10-1.431 0	RING,RETAINING	2
64	34	MFOZZ		D0857	065.02.0002-4.68 INCH	GROMMET (MAKE FROM (C1203) P/N 3080-0069-77-00) 4.68 INCH (120MM) REQUIRED	1
64	35	XBOZZ		D0857	035.04.0036	HOUSING,AIR CIRCULATION (THREE PARTS)	1
64	36	PAOZZ	5305-12-151-8297	D8286	DIN912-M5X12-A4- 70	SCREW,CAP,SOCKET HEAD	6

SECTION II

TM 9-6115-668-23P

(1) ILLUSTRATION		(2)	(3)	(4)	(5)	(6)	(7)
(a) FIG NO.	(b) ITEM NO.	SMR CODE	NATIONAL STOCK NUMBER	CAGEC	PART NUMBER	DESCRIPTION AND USABLE ON CODES (UOC)	QTY INC IN UNIT
64	37	PAOZZ	5305-12-166-4222	D8286	DIN933-M5X16-A4-70	SCREW,CAP,HEXAGON HEAD	8
64	38	PAOZZ	5305-12-166-7170	D8286	DIN933-M5X10-A4-70	SCREW,CAP,HEXAGON HEAD	4
64	39	PAOZZ	5310-12-124-0889	D8286	DIN6798-A5,3-FST	WASHER,LOCK	18
64	40	PAOZZ	5310-12-175-0041	D8286	DIN125-B5,3-140H V-A4	WASHER,FLAT	18
64	41	PAOZZ	5305-12-151-7809	D8286	DIN912-M6X25-A4-70	SCREW,CAP,SOCKET HEAD	2
64	42	PAOZA	5310-12-148-6533	D8286	DIN127-B6-NRST	WASHER,LOCK	2
64	43	PAOZZ	4730-12-345-5830	D8430	959.04.097	ADAPTER,STRAIGHT,FLANGE TO HOSE	1
64	44	PAOZZ	5330-12-326-1596	D8430	925.59.002	GASKET	1
64	45	PAOZZ	5935-12-161-4090	D9477	VG95234D-14S-6SN	CONNECTOR,PLUG,ELECTRICAL	1
64	46	PBOZZ	4320-12-345-9889	D8430	011.10.000	PUMP UNIT,ROTARY	1
64	47	PAOZZ	5305-12-179-5136	D8286	DIN933-M8X35-A4-70	SCREW,CAP,HEXAGON HEAD	3
64	48	PAOZZ	5340-12-345-9213	D0857	160.03.0056	BRACKET,ANGLE	1
64	49	PAOZZ	5305-12-166-4207	D8286	DIN933-M8X20-A4-70	SCREW,CAP,HEXAGON HEAD	4
64	50	PAOZZ	2930-12-346-1967	D8093	23.202.20.001	COOLER,LUBRICATING,ENGINE PREHEATING	1
64	51	PAOZZ	2920-12-123-3199	D1993	169-587	GLOW PLUG	1
64	52	PAOZZ	5310-12-156-4699	D8286	DIN934-M6-CUZN	NUT,PLAIN,HEXAGON	3
64	53	PAOZZ	5310-12-153-8971	D9532	S6A3P	WASHER,SPRING TENSION	1
64	54	PAOZZ	5310-12-146-2631	D8286	DIN125-B6,4-CU2	WASHER,FLAT	2
64	55	PAOOF	6150-12-345-9342	D0857	020.03.0034	LEAD,ELECTRICAL SE	1
64	56	PAOZZ	5940-12-144-9895	D2096	RSY7114A6-6	TERMINAL,LUG	2
64	57	MFOZZ		D0857	180.03.0002-12.4 8 INCH	WIRE,ELECTRICAL (MAKE FROM (83873) P/N NOMEX155-U 4.00 "F" WHT) 12.48 INCH (320MM) REQUIRED	1
64	58	PAOZZ	5310-12-145-5636	D8286	DIN985-M4-8-A2P	NUT,SELF-LOCKING,HE XAGON	1
64	59	PAOZZ	5310-12-167-3063	D8286	DIN9021-B5,3-ST-A3P	WASHER,FLAT	1
64	60	PAOZZ	5306-12-346-2176	D0857	425.14.0011	BOLT,EYE	1
64	61	PAOZZ	5340-12-177-0711	D1993	136.204	CATCH,CLAMPING	2
64	62	PAOZZ	5340-12-177-0712	D1993	337.994	BAND,RETAINING	2
64	63	PAOZZ	2540-12-185-4849	D1993	337.986	HOLDER,HEAT DEVICE	2
64	64	PAOZZ	5305-12-166-4209	D8286	DIN933-M8X16-A4-70	SCREW,CAP,HEXAGON HEAD	4
64	65	PBODD	2540-12-305-8258	D1993	368.954	HEATER,VEHICULAR,CO DIESEL ENGINE	1
64	66	PAOZZ	5310-12-151-6661	D8286	DIN934-M10-A4-70	NUT,PLAIN,HEXAGON	4
64	67	PAOZZ	5310-12-124-0893	D8286	DIN6798-A10,5-FS T	WASHER,LOCK	4
64	68	PAOZZ	5310-12-189-7275	D8286	DIN125-B10,5-140 HV-A4	WASHER,FLAT	10
64	69	PAOZZ	5305-12-179-7417	D8286	DIN933-M10X30-A4-70	SCREW,CAP,HEXAGON HEAD	2
64	70	PAOZZ	5305-12-188-8550	D8286	DIN933-M10X40-A4-70	SCREW,CAP,HEXAGON HEAD	2
64	71	PAOZZ	9905-12-346-5050	D0493	1004377	TAG,MARKER	2
END OF FIGURE							

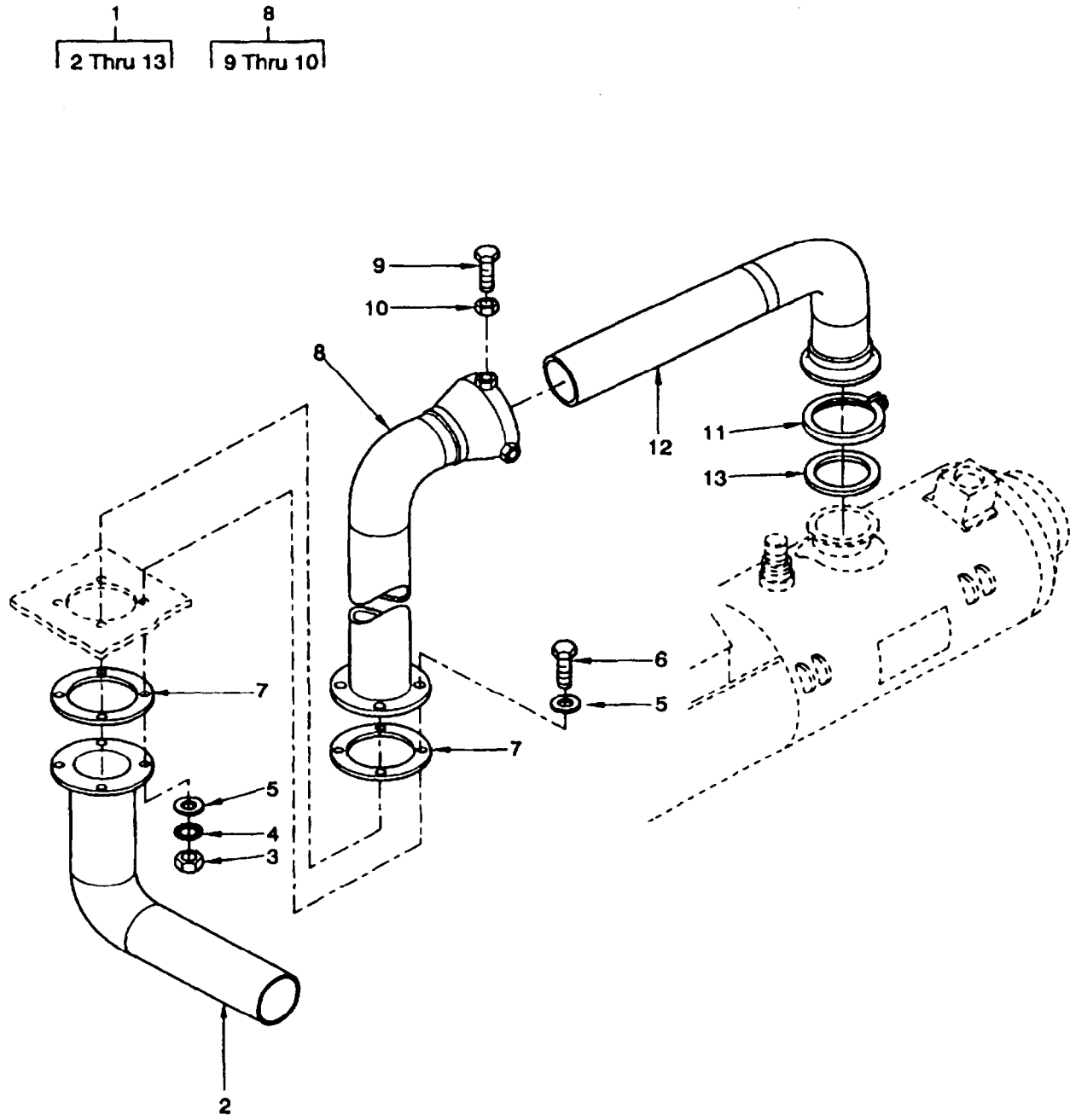


Figure 65. Gas Exhaust Assembly

SECTION II

TM 9-6115-668-23P

(1) ILLUSTRATION		(2)	(3)	(4)	(5)	(6)	(7)
(a) FIG NO.	(b) ITEM NO.	SMR CODE	NATIONAL STOCK NUMBER	CAGEC	PART NUMBER	DESCRIPTION AND USABLE ON CODES (UOC)	QTY INC IN UNIT
						GROUP 0601	
						ENGINE PREHEATING ASSEMBLY, 150KW	
						GAS EXHAUST ASSEMBLY	
65	1	PBOFF	2990-12-345-7449	D0857	015.02.0035	EXHAUST SYSTEM,ENGINE	1
65	2	PAOZZ	2990-12-345-7450	D0857	355.01.0136	PIPE,EXHAUST	1
65	3	PAOZZ	5310-12-155-0596	D8286	DIN934-M6-A4-70	NUT,PLAIN,HEXAGON	4
65	4	PAOZZ	5310-12-124-0890	D8286	DIN6798-A6,4-FST	WASHER,LOCK	4
65	5	PAOZZ	5310-12-174-8311	D8286	DIN125-B6,4-A4-7 0	WASHER,FLAT	8
65	6	PAOZZ	5305-12-166-4210	D8286	DIN933-M6X30-A4- 70	SCREW,CAP,HEXAGON HEAD	4
65	7	PAOZZ	5330-12-345-9515	D0857	065.10.0010	GASKET	2
65	8	PAOZZ	2990-12-345-9890	D0857	355.01.0089	PIPE,EXHAUST GAS EXHAUST,ASSEMBLY	1
65	9	PAOZZ	5305-12-166-4210	D8286	DIN933-M6X30-A4- 70	SCREW,CAP,HEXAGON HEAD	3
65	10	PAOZZ	5310-12-155-0596	D8286	DIN934-M6-A4-70	NUT,PLAIN,HEXAGON	3
65	11	PAOZZ	5340-12-169-2093	D1993	273.023	CLAMP,LOOP	1
65	12	PBOZZ	2815-12-346-0134	D0857	355.01.0135	MANIFOLD,EXHAUST	1
65	13	PAOZZ	5330-12-169-7215	D1993	337.978	GASKET	1
						END OF FIGURE	

1
2 Thru 8

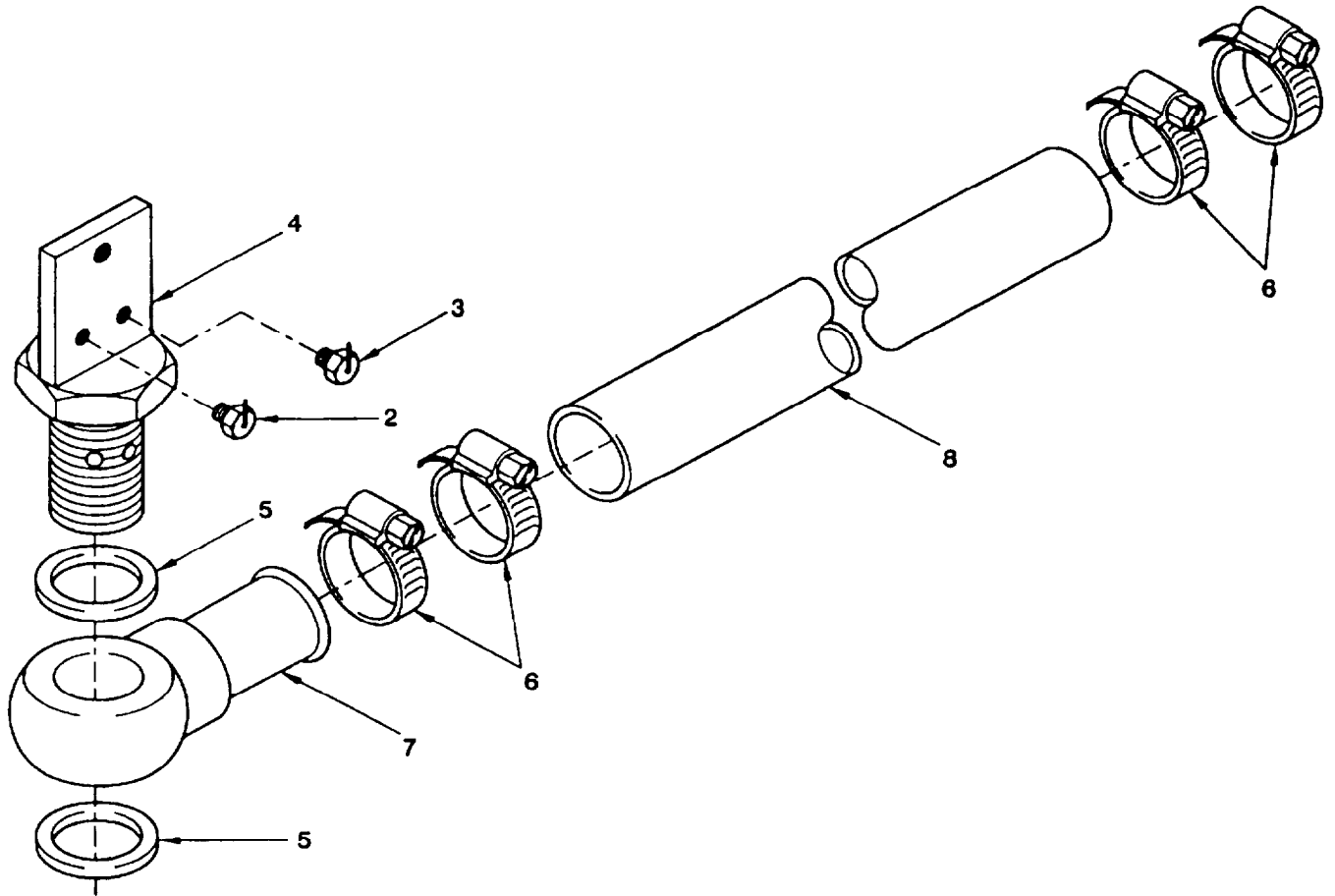


Figure 66. Hose Assembly,Oil

SECTION II

TM 9-6115-668-23P

(1) ILLUSTRATION		(2)	(3)	(4)	(5)	(6)	(7)
(a) FIG NO.	(b) ITEM NO.	SMR CODE	NATIONAL STOCK NUMBER	CAGEC	PART NUMBER	DESCRIPTION AND USABLE ON CODES (UOC)	QTY INC IN UNIT
						GROUP 0602	
						ENGINE PREHEATING ASSEMBLY, 150KW	
						HOSE ASSEMBLY, OIL	
66	1	PBFFF	4720-12-345-7667	D0857	355.02.0132	HOSE ASSEMBLY, NONMETALLIC	1
66	2	PAFZZ		D0857	390.18.0011	TEMPERATURE CONTROL, E11 C167G718	
						60 DEGREE 3%	1
66	3	PAFZZ		D0857	390.18.0012	TEMPERATURE CONTROL, E11 C169G718	
						63 DEGREE 6%	1
66	4	XBFZZ		D0857	425.15.0017	SCREW, HOLLOW	1
66	5	PAFZZ	5330-12-156-4531	D8286	DIN7603-A30X36-C	GASKET	2
					U		
66	6	PAOZZ	4730-12-157-9832	D8773	TORRO32-50/9-C7W	CLAMP, HOSE	4
					5		
66	7	PAFZZ	5340-12-345-9990	D0857	233.01.0047	PAD EYE	1
66	8	MFOZZ		D0857	115.03.0133-39.3	HOSE, OLNH NW25 (MAKE FROM (D0696)	
					7 INCH	P/N 602125) 39.37 INCH (1000MM)	
						REQUIRED	1
						END OF FIGURE	

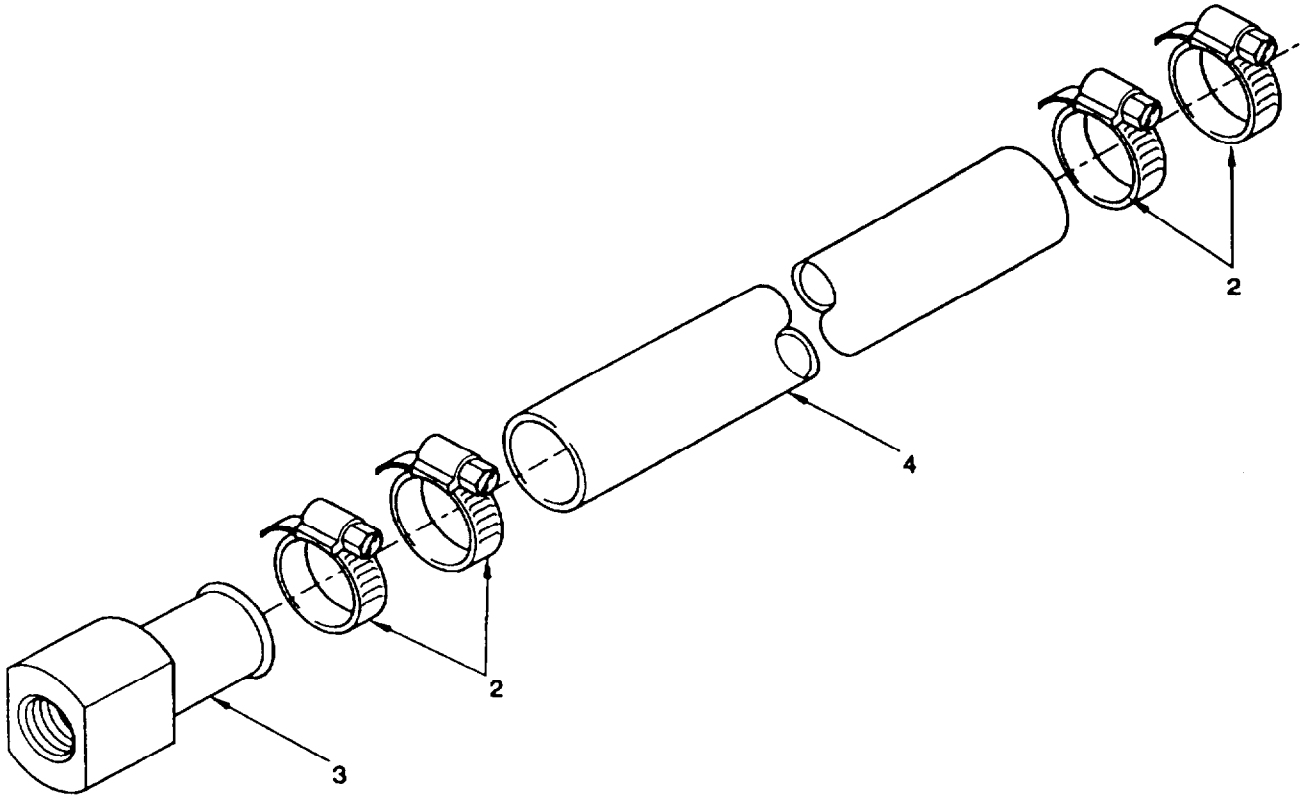


Figure 67. Hose Assembly, Oil

SECTION II

TM 9-6115-668-23P

(1) ILLUSTRATION		(2)	(3)	(4)	(5)	(6)	(7)
(a) FIG NO.	(b) ITEM NO.	SMR CODE	NATIONAL STOCK NUMBER	CAGEC	PART NUMBER	DESCRIPTION AND USABLE ON CODES (UOC)	QTY INC IN UNIT
						GROUP 0602A ENGINE PREHEATING ASSEMBLY, 150KW HOSE ASSEMBLY, OIL	
67	1	PBOFF	4720-12-345-7668	D0857	355.02.0130	HOSE ASSEMBLY, NONMETALLIC	1
67	2	PAOZZ	4730-12-157-9832	D8773	TORRO32-50/9-C7W 5	CLAMP, HOSE	4
67	3	PAOZZ	4730-12-345-7826	D0857	490.03.0005	ADAPTER, STRAIGHT, TUBE TO HOSE	1
67	4	MFOZZ		D0857	115.03.0133-3.70 5 INCH	HOSE, OLNH NW25 (MAKE FROM (D0696) P/N 602125) 3.705 INCH (95MM) REQUIRED	1
						END OF FIGURE	

2 Thru .

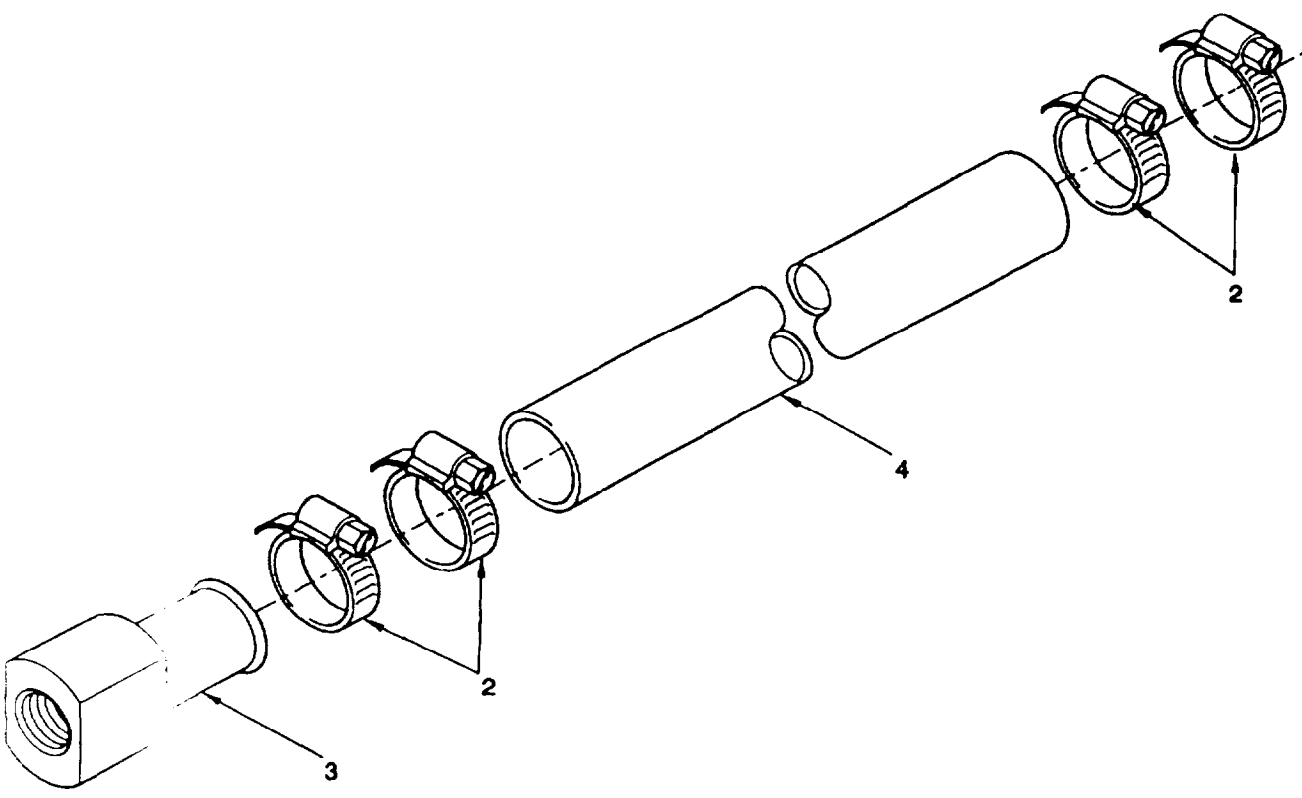


Figure 68. Hose Assembly ,Oil

SECTION II

TM 9-6115-668-23P

(1) ILLUSTRATION		(2)	(3)	(4)	(5)	(6)	(7)
(a) FIG NO.	(b) ITEM NO.	SMR CODE	NATIONAL STOCK NUMBER	CAGEC	PART NUMBER	DESCRIPTION AND USABLE ON CODES (UOC)	QTY INC IN UNIT
						GROUP 0602B	
						ENGINE PREHEATING ASSEMBLY, 150KW	
						HOSE ASSEMBLY, OIL	
68	1	PBOFF	4720-12-345-7669	D0857	355.02.0131	HOSE ASSEMBLY, NONMETALLIC	1
68	2	PAOZZ	4730-12-161-7549	D8773	TORRO23-35/9-C7W 4	CLAMP, HOSE	4
68	3	PAOZZ	4730-12-345-7827	D0857	490.03.0006	ADAPTER, STRAIGHT, TUBE TO HOSE	1
68	4	MFOZZ		D0857	115.03.0137-29.2 5 INCH	HOSE, OLNH NW20 (MAKE FROM (D0696) P/N 602120) 29.25 INCH (750MM) REQUIRED	1
						END OF FIGURE	

1
2 Thru 8

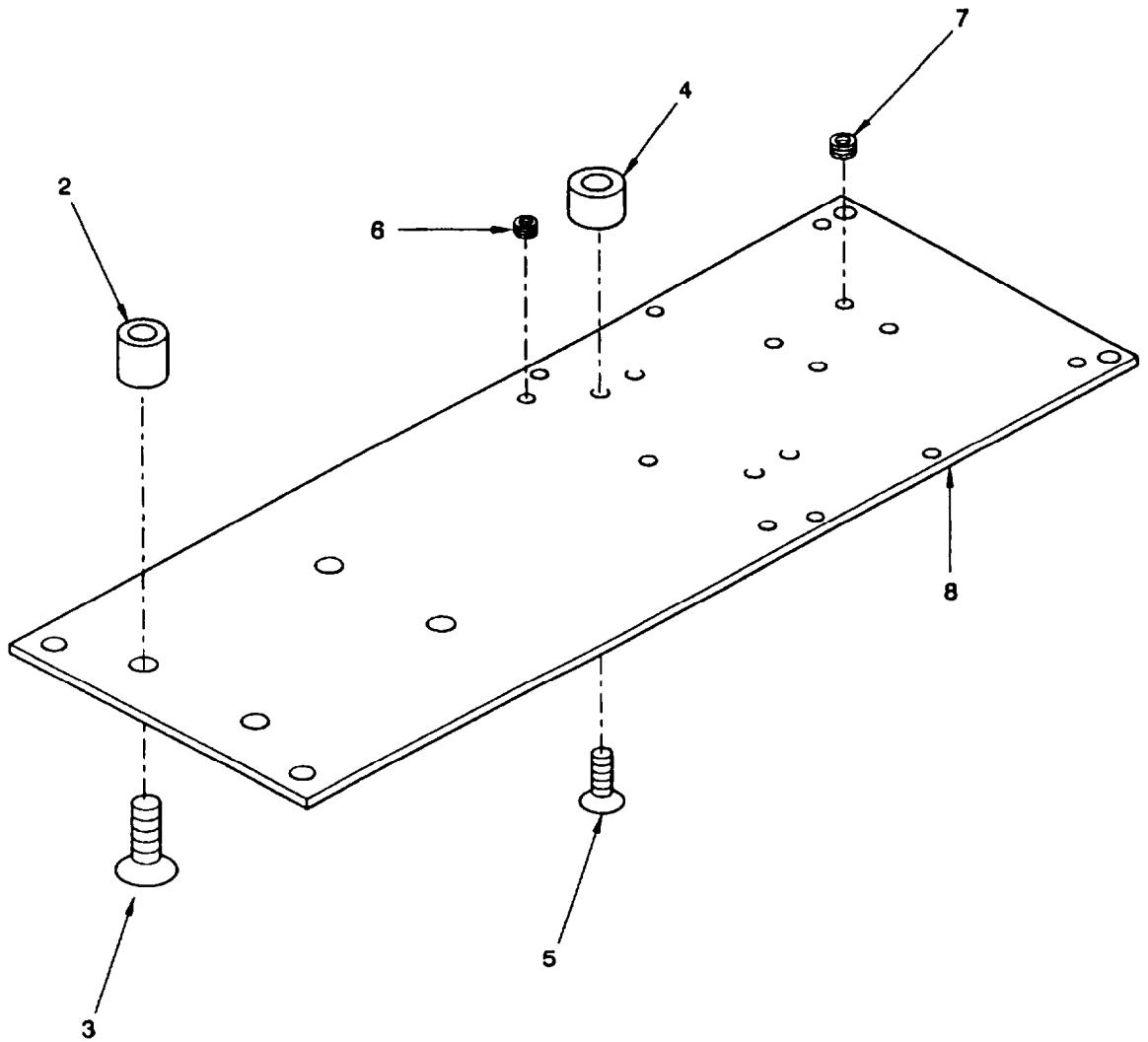


Figure 69. Mounting Plate Assembly

SECTION II

TM 9-6115-668-23P

(1) ILLUSTRATION		(2)	(3)	(4)	(5)	(6)	(7)
(a) FIG NO.	(b) ITEM NO.	SMR CODE	NATIONAL STOCK NUMBER	CAGEC	PART NUMBER	DESCRIPTION AND USABLE ON CODES (UOC)	QTY INC IN UNIT
						GROUP 0603	
						ENGINE PREHEATING ASSEMBLY, 150KW	
						MOUNTING PLATE ASSEMBLY	
69	1	XBOOO		D0857	310.07.0021	MOUNTING PLATE ASSEMBLY	1
69	2	PAOZZ	5340-12-346-0163	D0857	170.03.0083	STANDOFF,THREADED,S	4
69	3	PAOZZ	5305-12-185-5009	D8286	DIN963-M8X25-A4-70	SCREW,MACHINE	4
69	4	PAOZZ	5365-12-345-5376	D0857	170.03.0084	SPACER,SLEEVE	2
69	5	PAOZZ	5305-12-308-0297	D8286	DIN963-M6X25-A4-70	SCREW,MACHINE	4
69	6	PAOZZ	5325-12-332-8912	D0716	ENSAT3070050.40	INSERT,SCREW THREAD	6
69	7	PAOZZ	5325-12-179-4964	D0716	ENSAT3070080.40	INSERT,SCREW THREAD	4
69	8	XBOZZ		D0857	310.07.0022	PLATE,MOUNTING	1
						END OF FIGURE	

1
2 Thru 23

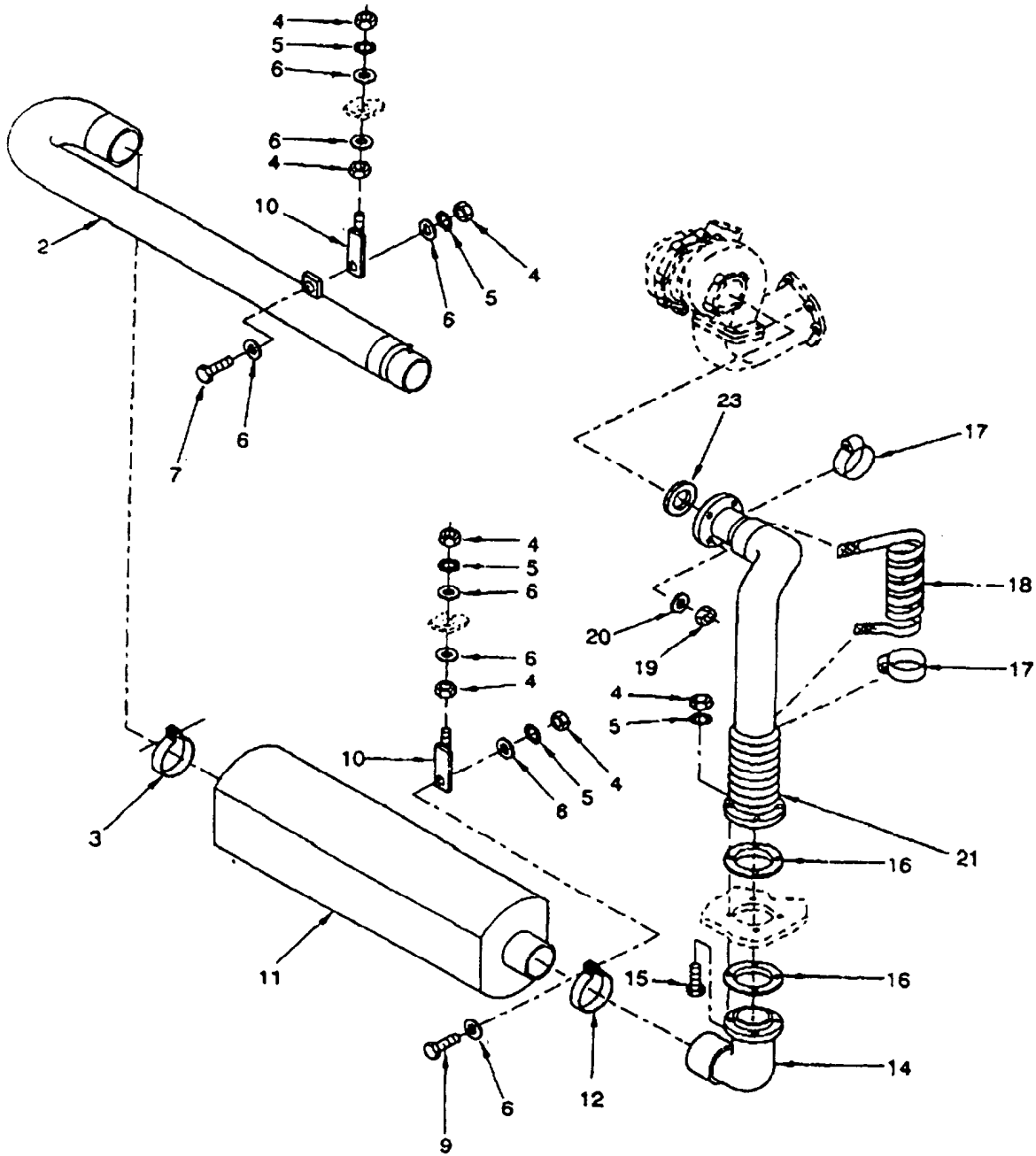


Figure 70. Muffler Assembly
Sheet 1 of 2

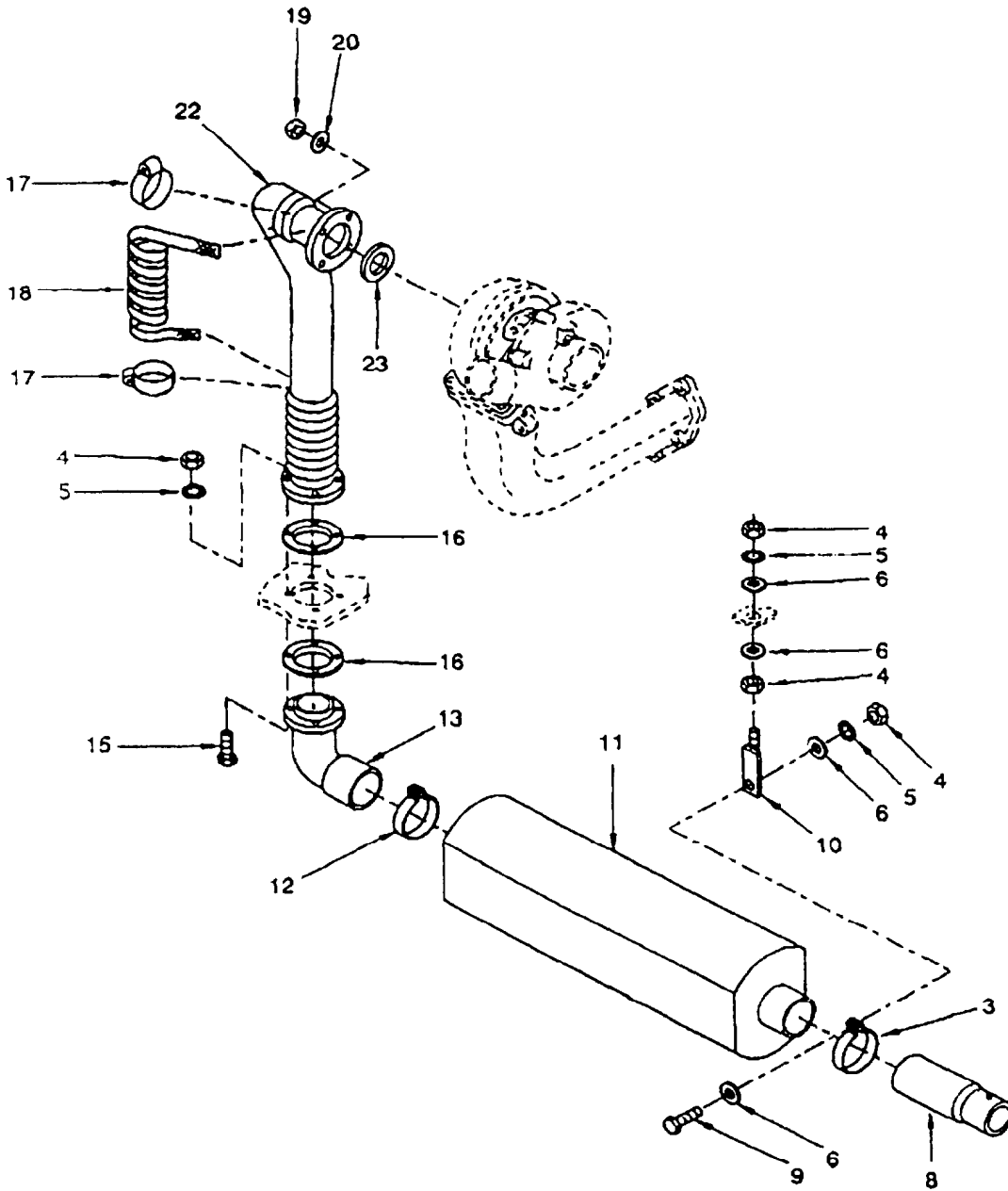


Figure 70. Muffler Assembly
Sheet 2 of 2

SECTION II

TM 9-6115-668-23P

(1) ILLUSTRATION		(2)	(3)	(4)	(5)	(6)	(7)
(a) FIG NO.	(b) ITEM NO.	SMR CODE	NATIONAL STOCK NUMBER	CAGEC	PART NUMBER	DESCRIPTION AND USABLE ON CODES (UOC)	QTY INC IN UNIT
						GROUP 07 MUFFLER ASSEMBLY	
70	1	XBOFF		D0857	015.02.0036	MUFFLER ASSEMBLY,150KW	1
70	2	PBOZZ	4710-12-324-0184	D0857	355.01.0009	TUBE ASSEMBLY,METAL	1
70	3	PAOZZ	5340-12-346-0139	D2689	0113 9533	CLAMP,LOOP	2
70	4	PAOZZ	5310-12-151-6713	D8286	DIN934-M12-A4-70	NUT,PLAIN,HEXAGON	23
70	5	PAOZZ	5310-12-124-0894	D8286	DIN6798-A13-FST	WASHER,LOCK	18
70	6	PAOZZ	5310-12-174-8361	D8286	DIN125-A13-A4-70	WASHER,FLAT	20
70	7	PAOZZ	5305-12-179-7416	D8286	DIN933-M12X40-A4 -70	SCREW,CAP,HEXAGON HEAD	1
70	8	PBOZZ	4730-12-324-0510	D0857	355.01.0008	COUPLING,TUBE	1
70	9	PAOZZ	5305-12-325-3810	D8286	DIN933-M12X50-A4 -70	SCREW,CAP,HEXAGON HEAD	4
70	10	PAOZZ	5340-12-323-9970	D0857	160.01.0002	BRACKET,MOUNTING	5
70	11	PBOZZ	2990-12-323-9409	D2689	0242 3537	MUFFLER,EXHAUST	2
70	12	PAOZZ	5340-12-346-0140	D2689	0113 9534	CLAMP,LOOP	2
70	13	PBOZZ	2990-12-345-7451	D0857	355.01.0137	PIPE,EXHAUST LH	1
70	14	PBOZZ	2990-12-345-7452	D0857	355.01.0138	PIPE,EXHAUST RH	1
70	15	PAOZZ	5305-12-195-6413	D8286	DIN933-M12X70-A4 -70	SCREW,CAP,HEXAGON HEAD	8
70	16	PAOZZ	5330-12-324-4702	D0857	065.10.0001	GASKET	4
70	17	PAOZZ	4730-12-184-2516	D8773	TORRO80-100/9-C7 W5	CLAMP,HOSE	4
70	18	MOOZZ		D0857	020.05.0003-315 INCH	WEB,HEAT RESISTANT(MAKE FROM (C4437) P/N 721456) 315 INCH (8000MM) REQUIRED	2
70	19	PAOZZ	5310-12-151-6661	D8286	DIN934-M10-A4-70	NUT,PLAIN,HEXAGON	8
70	20	PAOZZ	5310-12-189-7275	D8286	DIN125-B10,5-140 HV-A4	WASHER,FLAT	8
70	21	XBOZZ		D0857	355.01.0006	MANIFOLD,EXHAUST,RH	1
70	22	XBOZZ		D0857	355.01.0007	MANIFOLD,EXHAUST,LH	1
70	23	PAOZZ	5330-12-310-5693	D2689	0216 9198	GASKET	2
						END OF FIGURE	

1
2 Thru 15

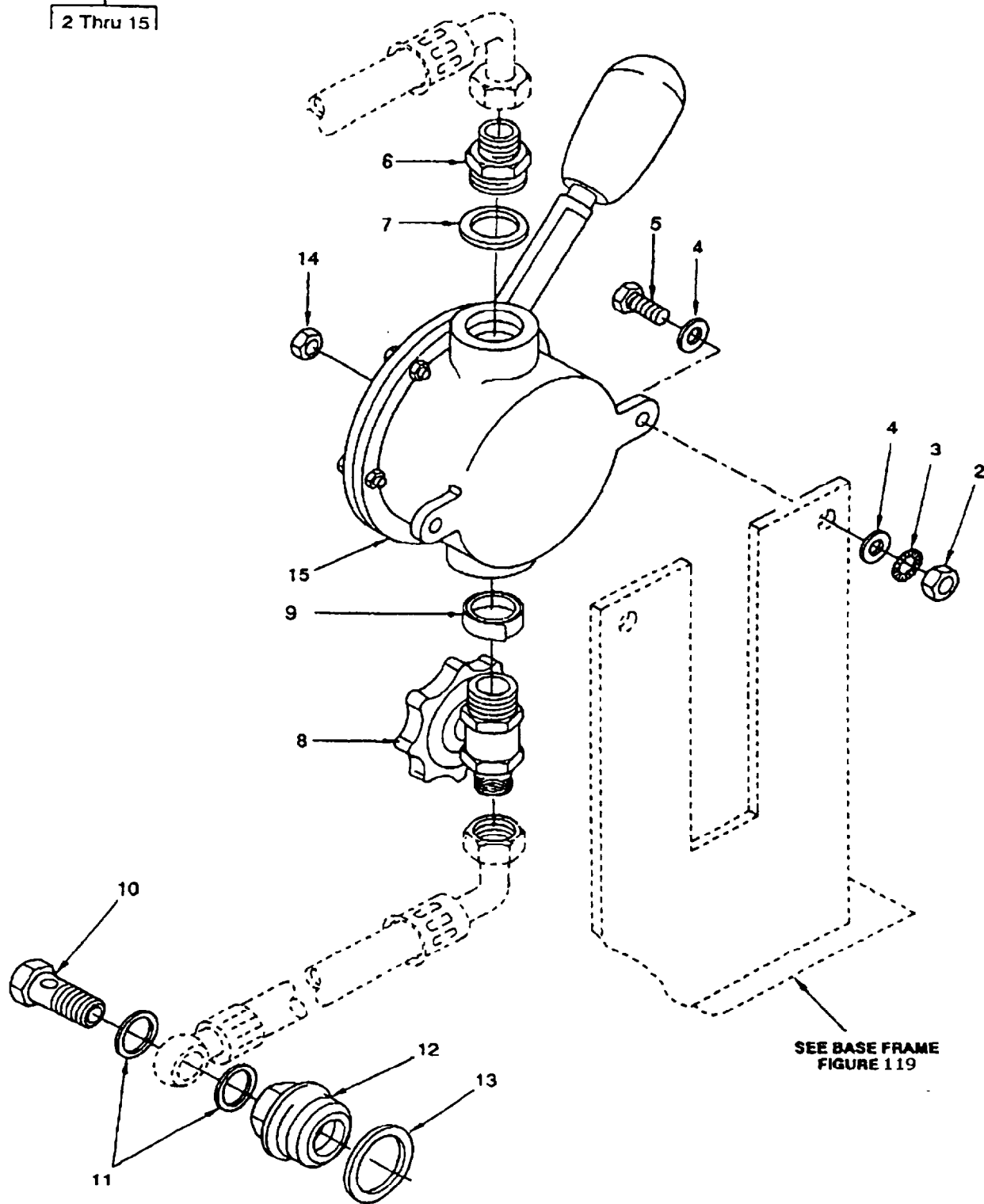


Figure 71. Scavenge Pump Assembly

SECTION II

TM 9-6115-668-23P

(1) ILLUSTRATION		(2)	(3)	(4)	(5)	(6)	(7)
(a) FIG NO.	(b) ITEM NO.	SMR CODE	NATIONAL STOCK NUMBER	CAGEC	PART NUMBER	DESCRIPTION AND USABLE ON CODES (UOC)	QTY INC IN UNIT
						GROUP 08	
						SCAVENGE PUMP ASSEMBLY	
71	1	XBOFF		D0857	195.02.0029	SCAVENGE PUMP ASSEMBLY,150KW	1
71	2	PAOZZ	5310-12-155-0596	D8286	DIN934-M6-A4-70	NUT,PLAIN,HEXAGON	2
71	3	PAOZZ	5310-12-124-0890	D8286	DIN6798-A6,4-FST	WASHER,LOCK	2
71	4	PAOZZ	5310-12-174-8311	D8286	DIN125-B6,4-A4-7 0	WASHER,FLAT	4
71	5	PAOZZ	5305-12-166-4213	D8286	DIN933-M6X25-A4- 70	SCREW,CAP,HEXAGON HEAD	2
71	6	PAOZZ	4730-12-321-5960	D0696	202333	ADAPTER,STRAIGHT,TUBE TO BOSS	1
71	7	PAOZZ	5330-12-142-9897	D8286	DIN7603-A17X21-C U	GASKET	1
71	8	PAOZZ	4820-12-321-5422	C1488	213.22	VALVE,GLOBE	1
71	9	PAOZZ	8030-12-198-2855	D0857	065.07.0001	TAPE,ANTISEIZING 1.17 INCH (300MM) LONG	1
71	10	PAOZZ	4730-12-345-9599	D0696	205010	BOLT,FLUID PASSAGE	1
71	11	PAOZZ	5330-12-156-4524	D8286	DIN7603-A16X20-C U	GASKET	2
71	12	PAOZZ	4730-12-323-9421	D0857	425.13.0008	ADAPTER,STRAIGHT,TUBE TO BOSS	1
71	13	PAOZZ	5330-12-156-4531	D8286	DIN7603-A30X36-C U	GASKET	1
71	14	PAOZZ	5310-12-154-3038	D8286	DIN934-M8-A4-70	NUT,PLAIN,HEXAGON	1
71	15	PAOFF	4320-12-321-6624	D8860	A00GGMS 3/8"	PUMP,RECIPROCATING	1
						END OF FIGURE	

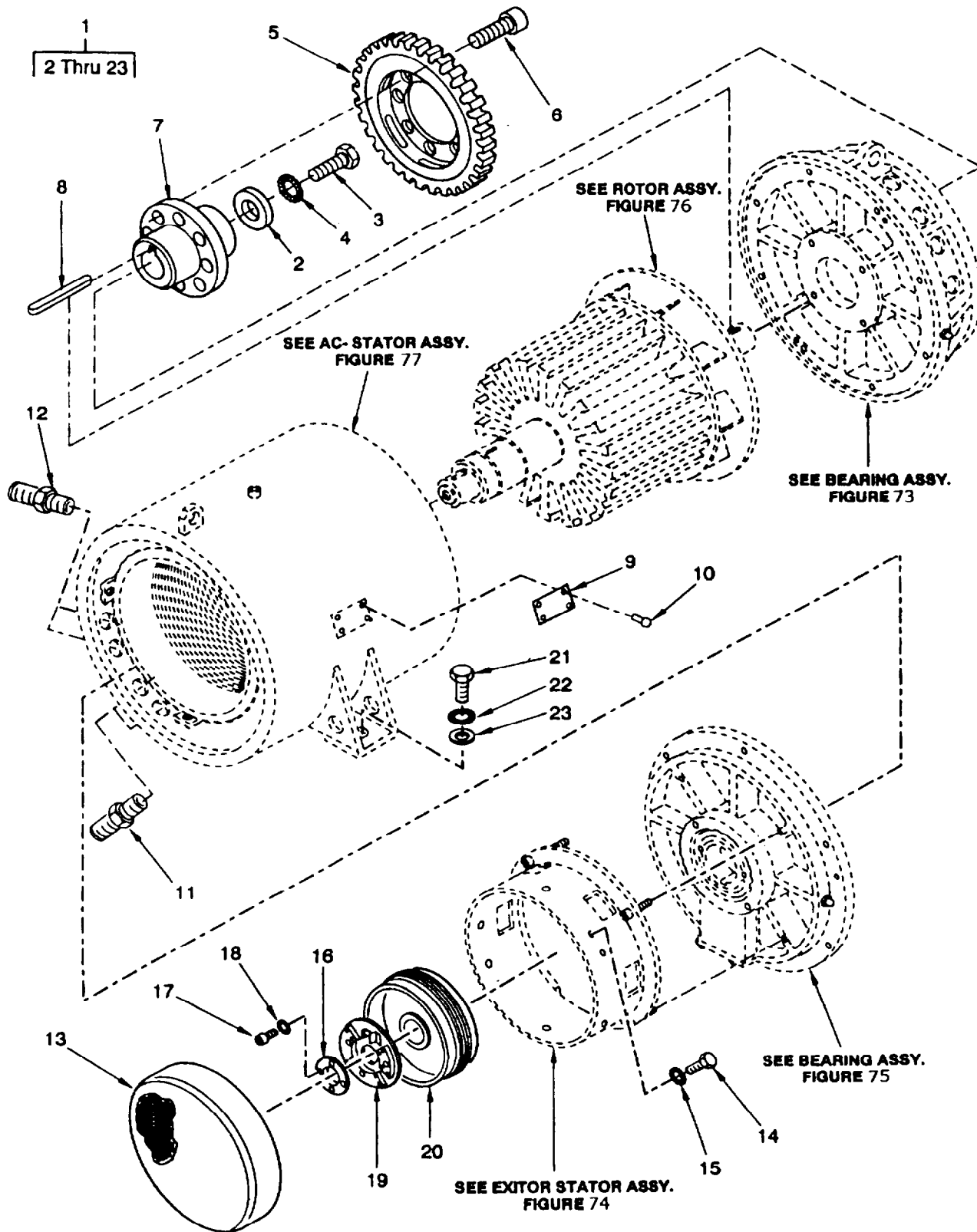


Figure 72. Synchronous Alternator Assembly, 150 KW 400 Hz, 2182 UPM

SECTION II

TM 9-6115-668-23P

(1) ILLUSTRATION		(2)	(3)	(4)	(5)	(6)	(7)
(a) FIG NO.	(b) ITEM NO.	SMR CODE	NATIONAL STOCK NUMBER	CAGEC	PART NUMBER	DESCRIPTION AND USABLE ON CODES (UOC)	QTY INC IN UNIT
						GROUP 09 SYNCHRONOUS ALTERNATOR ASSEMBLY, 150KW400HZ, 2182UPM	
72	1	PBFDD	6115-12-341-6789	D0857	130.03.0063	GENERATOR,ALTERNATING CURRENT, 150KW 400HZ (REPLACEMENT ASSEMBLY)	1
72	1	XBFDD	6115-12-341-6790	D0857	130.03.0061	GENERATOR,ALTERNATING CURRENT, 150KW 400HZ,2182UPM	1
72	2	PAFZZ	5310-12-342-0007	D0857	395.12.0012	WASHER,FLAT	1
72	3	PAFZZ	5305-12-184-4297	D8286	DIN933-M20X40-A4 -70	SCREW,CAP,HEXAGON HEAD	1
72	4	PAFZZ	5310-12-131-6731	D8286	DIN6798-A21-FST	WASHER,LOCK	1
72	5	PBFZZ	3010-12-342-0693	C1395	CM-2800-SC-70	GEAR,CLUTCH	1
72	6	PAFZZ	5305-12-345-8257	D8286	DIN912-M16X40-10 .9-A2P	SCREW,CAP,SOCKET HEAD	8
72	7	XBFZZ		C1395	04-2800-SCAN1-WE 0873	CLUTCH SLEEVE	1
72	8	PAFZZ	5315-12-322-1270	D0857	450.07.0404	KEY,MACHINE	1
72	9	XBFZZ		D0857	405.07.0029	PLATE, IDENTIFICATION (ALTERNATOR)	1
72	10	XBFZZ		D8286	DIN1476-2X5-ST	RIVET,BLIND	4
72	11	XBFZZ		D0857	115.02.0001	CONDUIT ASSEMBLY	2
72	12	XBFZZ		D0857	115.02.0003	CONDUIT ASSEMBLY	2
72	13	XBFZZ		D0857	060.05.0113	END CAP	1
72	14	PAFZZ	5305-12-161-4351	D8286	DIN933-M6X12-A4- 70	BOLT,MACHINE	4
72	15	PAFZZ	5310-12-124-0890	D8286	DIN6798-A6,4-FST	WASHER,LOCK	4
72	16	PAFZZ	5365-12-345-9113	D0857	395.05.0003	SHIM ST	1
72	17	PAFZZ	5305-12-151-7809	D8286	DIN912-M6X25-A4- 70	SCREW,CAP,SOCKET HEAD	4
72	18	PAFZZ	5310-12-124-0890	D8286	DIN6798-A6,4-FST	WASHER,LOCK	4
72	19	PAFZZ	6115-12-345-7828	D0857	150.03.0002	END BELL,ELECTRICAL	1
72	20	PAFDD	2920-12-345-5330	D0857	360.08.0051	ROTOR,GENERATOR	1
72	21	PAFZZ	5305-12-169-1296	D8286	DIN933-M16X40-A4 -70	SCREW,CAP,HEXAGON HEAD	2
72	22	PAFZZ	5310-12-131-4169	D8286	DIN6798-A17-FST	WASHER,LOCK	2
72	23	PAFZZ	5310-12-154-1383	D8286	DIN125-B17-1.457 1	WASHER,FLAT	2
						END OF FIGURE	

2 Thru 25

17 Thru 18

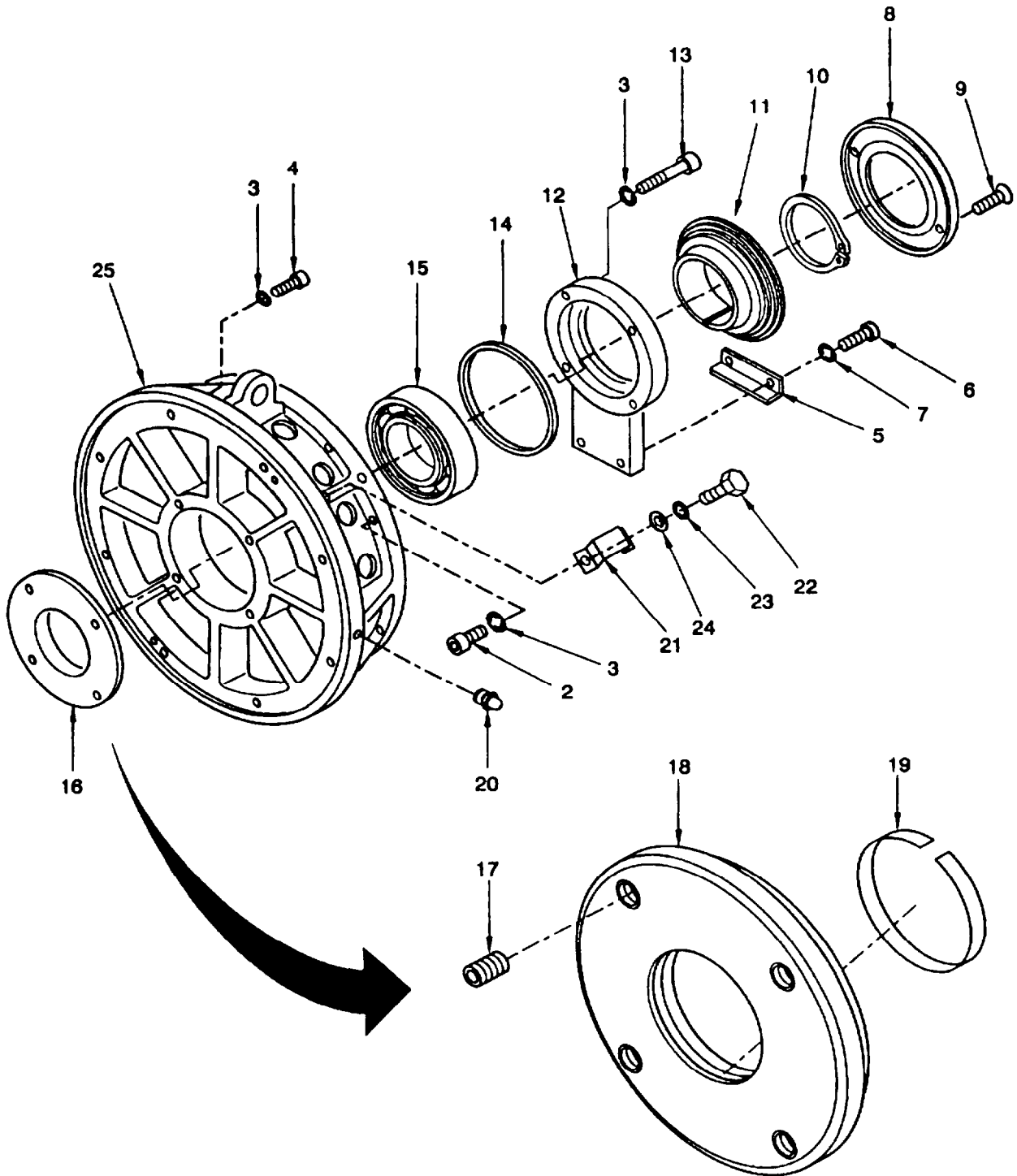


Figure 73. Bearing Assembly

SECTION II

TM 9-6115-668-23P

(1) ILLUSTRATION		(2)	(3)	(4)	(5)	(6)	(7)
(a) FIG NO.	(b) ITEM NO.	SMR CODE	NATIONAL STOCK NUMBER	CAGEC	PART NUMBER	DESCRIPTION AND USABLE ON CODES (UOC)	QTY INC IN UNIT
						GROUP 0901 SYNCHRONOUS ALTERNATOR ASSEMBLY, 150KW400HZ, 2182UPM BEARING ASSEMBLY	
73	1	XBFFF		D0857	225.01.0067	BEARING ASSEMBLY	1
73	2	PAFZZ	5305-12-154-2851	D8286	DIN912-M10X35-A4 -70	SCREW,CAP,SOCKET HEAD (HOUSING, ENGINE)	8
73	3	PAFZZ	5310-12-124-0893	D8286	DIN6798-A10,5-FS T	..WASHER,LOCK	20
73	4	PAFZZ	5305-12-189-6855	D8286	DIN912-M10X45-A4 -70	SCREW,CAP,SOCKET HEAD (HOUSING, ALTERNATOR)	8
73	5	PAFZZ	5340-12-323-9405	D0857	060.20.0002	COVER,ACCESS	1
73	6	PAFZZ	5305-12-166-7453	D8286	DIN84-M5X8-A4-70	SCREW,MACHINE	2
73	7	PAFZZ	5310-12-124-0889	D8286	DIN6798-A5,3-FST	WASHER,LOCK	2
73	8	XBFZZ		D0857	395.01.0007	COVER,BEARING	1
73	9	PAFZZ	5305-12-185-5009	D8286	DIN963-M8X25-A4- 70	SCREW,MACHINE	2
73	10	PAFZZ	5325-01-385-0063	18295	M718700410	RING,RETAINING	1
73	11	XBFZZ	3110-12-345-9345	D0857	395.17.0057	SHIELD,BEARING,REPL	1
73	12	XBFZZ		D0857	060.12.0160	COVER,BEARING,WITH GREASE TUBE	1
73	13	PAFZZ	5305-12-185-5002	D8286	DIN912-M10X90-A4 -70	SCREW,CAP,SOCKET HEAD	4
73	14	PAFZZ	5365-12-323-9407	D0857	170.03.0002	SPACER,RING	1
73	15	PAFZZ	3110-12-162-8418	D8286	DIN625-6222C3	BEARING,BALL,ANNULAR	1
73	16	XBFFF		D0857	060.12.0159	COVER ASSEMBLY,BEARING	1
73	17	PAFZZ	5325-12-174-4659	D0716	3070100.16	INSERT,SCREW THREAD	4
73	18	XAFZZ		D0857	153.04.0054	COVER	1
73	19	MFFZZ		D0857	065.01.0004-15.0 5 INCH	FELT,PROFILE MAKE FROM (D7125) P/ N 484 SA 15.05 INCH (386MM) REQUIRED	2
73	20	PAFZZ	4730-12-125-0311	D8286	DIN71412-AM10X1	FITTING,LUBRICATION	1
73	21	PAFZZ	5340-12-345-9214	D0857	160.31.0156	BRACKET,MULTIPLE AN	1
73	22	PAFZZ	5305-12-166-7917	D8286	DIN933-M4X10-A4- 70	SCREW,CAP,HEXAGON HEAD	2
73	23	PAFZZ	5310-01-407-4764	62380	152.269	WASHER,LOCK	2
73	24	PAFZZ	5310-12-158-2236	D8286	DIN125-B4,3-A4-7 0	WASHER,FLAT	2
73	25	XBFZZ		D0857	400.01.0013	END SHIELD	1
						END OF FIGURE	

1
2 Thru 16

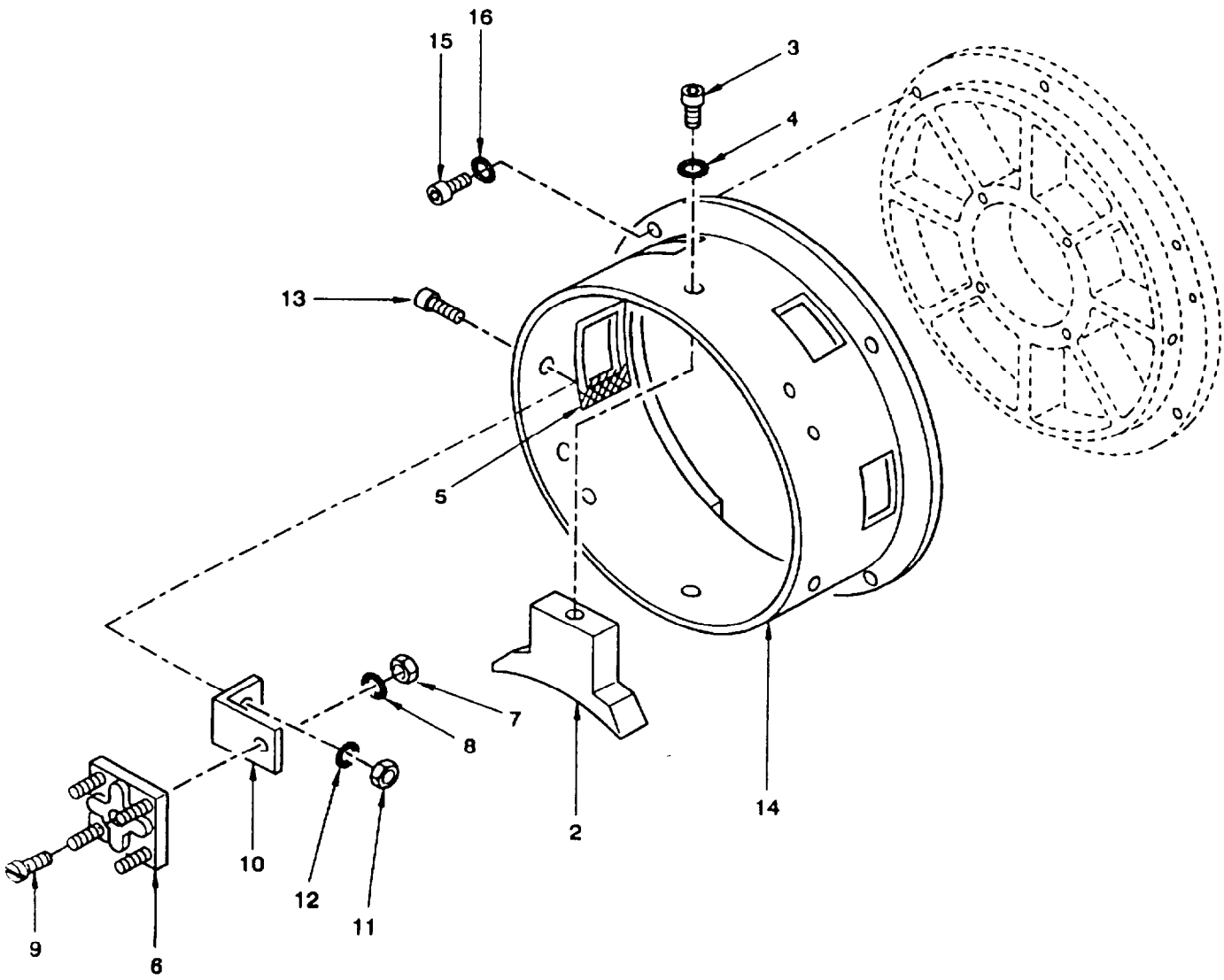


Figure 74. Exciter Stator Assembly

SECTION II

TM 9-6115-668-23P

(1) ILLUSTRATION		(2)	(3)	(4)	(5)	(6)	(7)
(a) FIG NO.	(b) ITEM NO.	SMR CODE	NATIONAL STOCK NUMBER	CAGEC	PART NUMBER	DESCRIPTION AND USABLE ON CODES (UOC)	QTY INC IN UNIT
						GROUP 0902 SYNCHRONOUS ALTERNATOR ASSEMBLY 150KW400HZ, 2182UPM EXCITER STATOR ASSEMBLY (INCOMPLETE BREAKDOWN)	
74	1	XBFDD		D0857	453.05.0059	EXCITER STATOR ASSEMBLY (INCOMPLETE BREAKDOWN)	1
74	2	XBDZZ		D0857	510.06.0041	EXCITER POLE	6
74	3	PADZZ	5305-12-151-7926	D8286	DIN912-M6X20-A4-70	SCREW,CAP,SOCKET HE EA	6
74	4	PADZZ	5310-12-124-0890	D8286	DIN6798-A6,4-FST	WASHER,LOCK	6
74	5	MDDDD		D0857	310.06.0005-28.0 8X2.42 INCH	SCREEN,8X8X2 (MAKE FROM (D0857) P/ N 310.06.0005) 28.08X2.42 INCH (720X62MM) REQUIRED	1
74	6	PADZZ	5940-12-323-9408	C2350	KB41S	TERMINAL BOARD	1
74	7	PADZZ	5310-12-151-7866	D8286	DIN934-M4-A4-70	NUT,PLAIN,HEXAGON	1
74	8	PADZZ	5310-01-407-4764	62380	152.269	WASHER,LOCK	1
74	9	PADZZ	5305-12-154-5885	D8286	DIN84-M4X16-A4-7	SCREW,MACHINE	1
74	10	PADZZ	5340-12-345-9215	D0857	160.03.0003	BRACKET,ANGLE	1
74	11	PADZZ	5310-12-154-3112	D8286	DIN934-M5-A4-70	NUT,PLAIN,HEXAGON	1
74	12	PADZZ	5310-12-124-0889	D8286	DIN6798-A5,3-FST	WASHER,LOCK	1
74	13	PADZZ	5305-12-151-8297	D8286	DIN912-M5X12-A4-70	SCREW,CAP,SOCKET HEAD	1
74	14	PADZZ	6115-12-345-9344	D0857	125.05.0200	COVER,ELECTRICAL GENERATOR	1
74	15	PAFZZ	5305-12-154-2851	D8286	DIN912-M10X35-A4-70	SCREW,CAP,SOCKET HEAD	4
74	16	PAFZZ	5310-12-124-0893	D8286	DIN6798-A10,5-FS T	WASHER,LOCK	4
						END OF FIGURE	

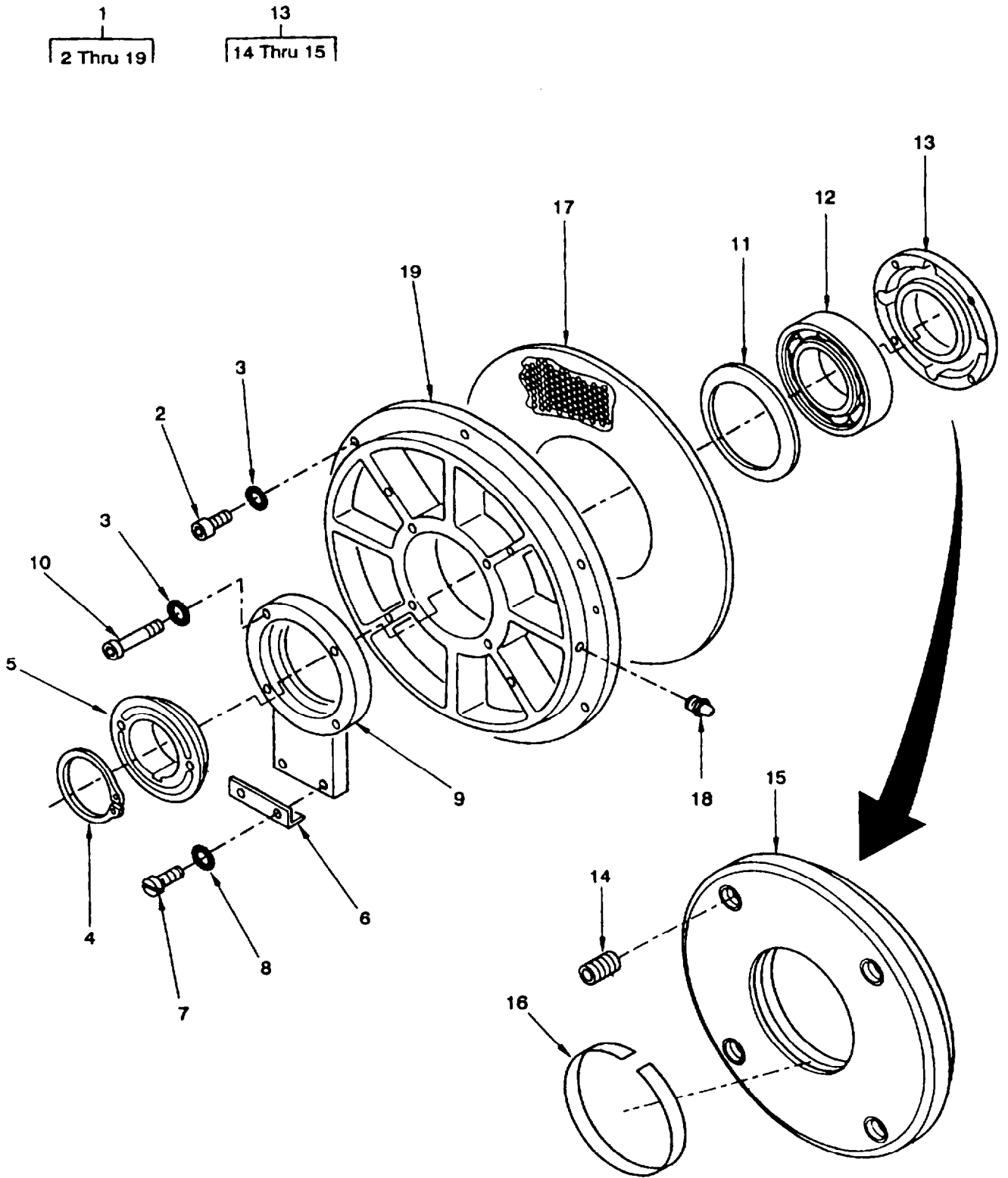


Figure 75. Bearing Assembly

SECTION II

TM 9-6115-668-23P

(1) ILLUSTRATION		(2)	(3)	(4)	(5)	(6)	(7)
(a) FIG NO.	(b) ITEM NO.	SMR CODE	NATIONAL STOCK NUMBER	CAGEC	PART NUMBER	DESCRIPTION AND USABLE ON CODES (UOC)	QTY INC IN UNIT
						GROUP 0903	
						SYNCHRONOUS ALTERNATOR ASSEMBLY	
						150KW400HZ, 2182UPM	
						BEARING ASSEMBLY	
75	1	XBFFF		D0857	225.02.0072	BEARING ASSEMBLY	1
75	2	PAFZZ	5305-12-154-2851	D8286	DIN912-M10X35-A4 -70	SCREW,CAP,SOCKET HEAD	6
75	3	PAFZZ	5310-12-124-0893	D8286	DIN6798-A10,5-FS T	..WASHER,LOCK	10
75	4	PAFZZ	5325-01-385-0063	18295	M718700410	RING,RETAINING	1
75	5	PAFZZ	3110-12-345-9345	D0857	395.17.0057	SHIELD,BEARING,REPL	1
75	6	PAFZZ	5340-12-323-9405	D0857	060.20.0002	COVER,ACCESS	1
75	7	PAFZZ	5305-12-166-7453	D8286	DIN84-M5X8-A4-70	SCREW,MACHINE	2
75	8	PAFZZ	5310-12-124-0889	D8286	DIN6798-A5,3-FST	WASHER,LOCK	2
75	9	XBFZZ		D0857	060.12.0161	COVER,BEARING,WITH GREASE TUBE	1
75	10	PAFZZ	5305-12-185-5002	D8286	DIN912-M10X90-A4 -70	SCREW,CAP,SOCKET HEAD	4
75	11	PAFZZ	5310-12-345-4820	D9532	K6222	WASHER,SPRING TENSION	4
75	12	PAFZZ	3110-12-162-8418	D8286	DIN625-6222C3	BEARING,BALL,ANNULAR	1
75	13	XBFFF		D0857	060.12.0159	COVER ASSEMBLY,BEARING	1
75	14	PAFZZ	5325-12-174-4659	D0716	3070100.16	INSERT,SCREW THREAD	4
75	15	XAFZZ		D0857	153.04.0054	COVER	1
75	16	MFFZZ		D0857	065.01.0004-15.0 5 INCH	FELT,PROFILE (MAKE FROM (D7125) P/ N 484 SA) 15.05 INCH (386MM) REQUIRED	1
75	17	PAFZZ	5310-12-345-9114	D0857	395.24.0005	WASHER,FLAT	1
75	18	PAFZZ	4730-12-125-0311	D8286	DIN71412-AM10X1	FITTING,LUBRICATION	1
75	19	XBFZZ		D0857	400.06.0001	END SHIELD	1
						END OF FIGURE	

1
2 Thru 8

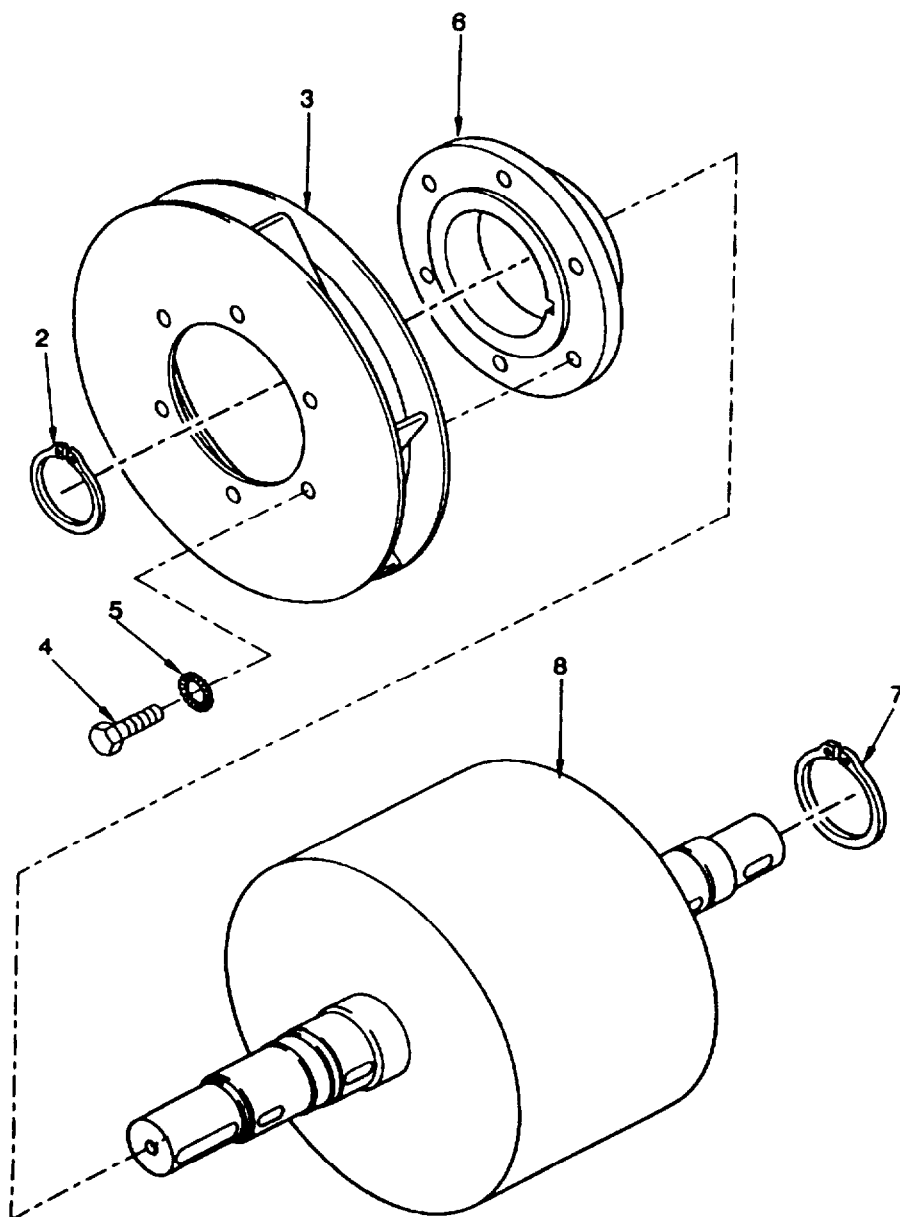


Figure 76. Rotor Assembly, Alternator, Type SDV 52.25-22

SECTION II

TM 9-6115-668-23P

(1) ILLUSTRATION		(2)	(3)	(4)	(5)	(6)	(7)
(a) FIG NO.	(b) ITEM NO.	SMR CODE	NATIONAL STOCK NUMBER	CAGEC	PART NUMBER	DESCRIPTION AND USABLE ON CODES (UOC)	QTY INC IN UNIT
						GROUP 0904 SYNCHRONOUS ALTERNATOR ASSEMBLY 150KW400HZ, 2182UPM ROTOR ASSEMBLY ALTERNATOR, ALTERNATOR, TYPE SDV 52.25-22 (BALANCED ASSEMBLY)	
76	1	XBDDZ	2920-12-345-9891	D0857	360.01.0052	ROTOR,GENERATOR TYPE SDV 52.25-22	1
76	2	PADZZ	5325-12-126-3432	D8286	DIN471-130X4	RING,RETAINING	1
76	3	PADZZ	6105-12-345-6330	D0857	205.03.0097	IMPELLER,FAN,CENTRIFUGAL	1
76	4	PADZZ	5305-12-166-4207	D8286	DIN933-M8X20-A4-70	SCREW,CAP,HEXAGON HEAD	6
76	5	PADZZ	5310-12-124-0892	D8286	DIN6798-A8,4-FST	WASHER,LOCK	6
76	6	PADZZ	2930-12-345-9734	D0857	170.07.0001	HUB,FAN CLUTCH	1
76	7	PADZZ	5325-12-126-3430	D8286	DIN471-120X4	RING,RETAINING	1
76	8	PADZZ	2920-12-345-9891	D0857	360.01.0052	ROTOR,GENERATOR	1
						END OF FIGURE	

1
2 Thru 5

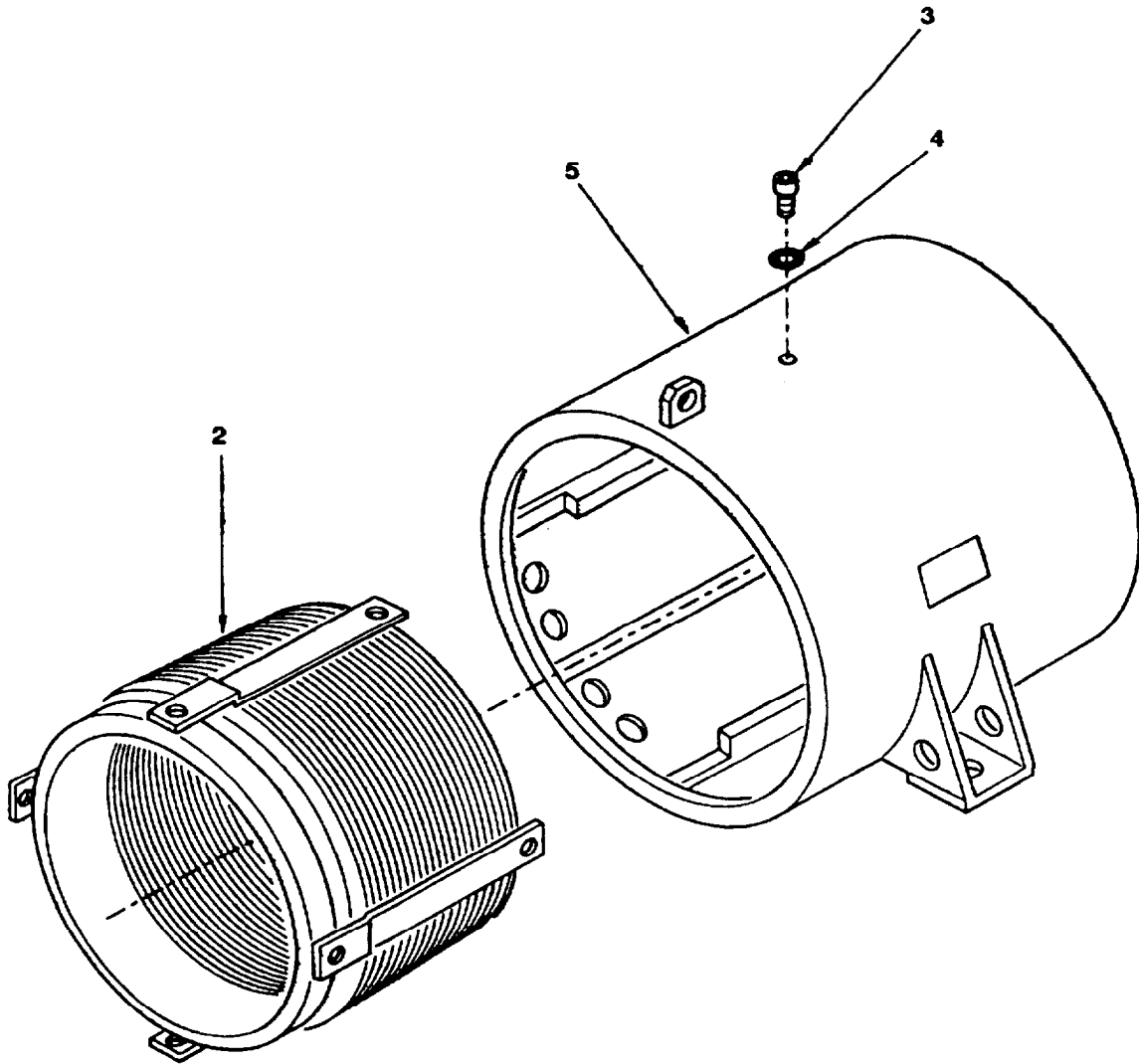


Figure 77. AC-Stator Assembly, Type SDV 52.25-22

SECTION II

TM 9-6115-668-23P

(1) ILLUSTRATION		(2)	(3)	(4)	(5)	(6)	(7)
(a) FIG NO.	(b) ITEM NO.	SMR CODE	NATIONAL STOCK NUMBER	CAGEC	PART NUMBER	DESCRIPTION AND USABLE ON CODES (UOC)	QTY INC IN UNIT
						GROUP 0905 SYNCHRONOUS ALTERNATOR ASSEMBLY 150KW400HZ, 2182UPM AC-STATOR ASSEMBLY, TYPE SDV 52.25-22	
77	1	XCDDD		D0857	453.01.0086	AC-STATOR ASSEMBLY,TYPE SDV 52.25-22	1
77	2	PBDZZ	6115-12-345-8099	D0857	510.04.0175	STATOR,GENERATOR	1
77	3	PADZZ	5305-12-175-5151	D8286	DIN912-M8X50-A4-70	SCREW,CAP,SOCKET HEAD	4
77	4	PADZZ	5310-12-124-0892	D8286	DIN6798-A8,4-FST	WASHER,LOCK	4
77	5	PBDZZ	6115-12-346-0677	D0857	125.01.0057	COVER,ELECTRICAL GENERATOR	1
						END OF FIGURE	

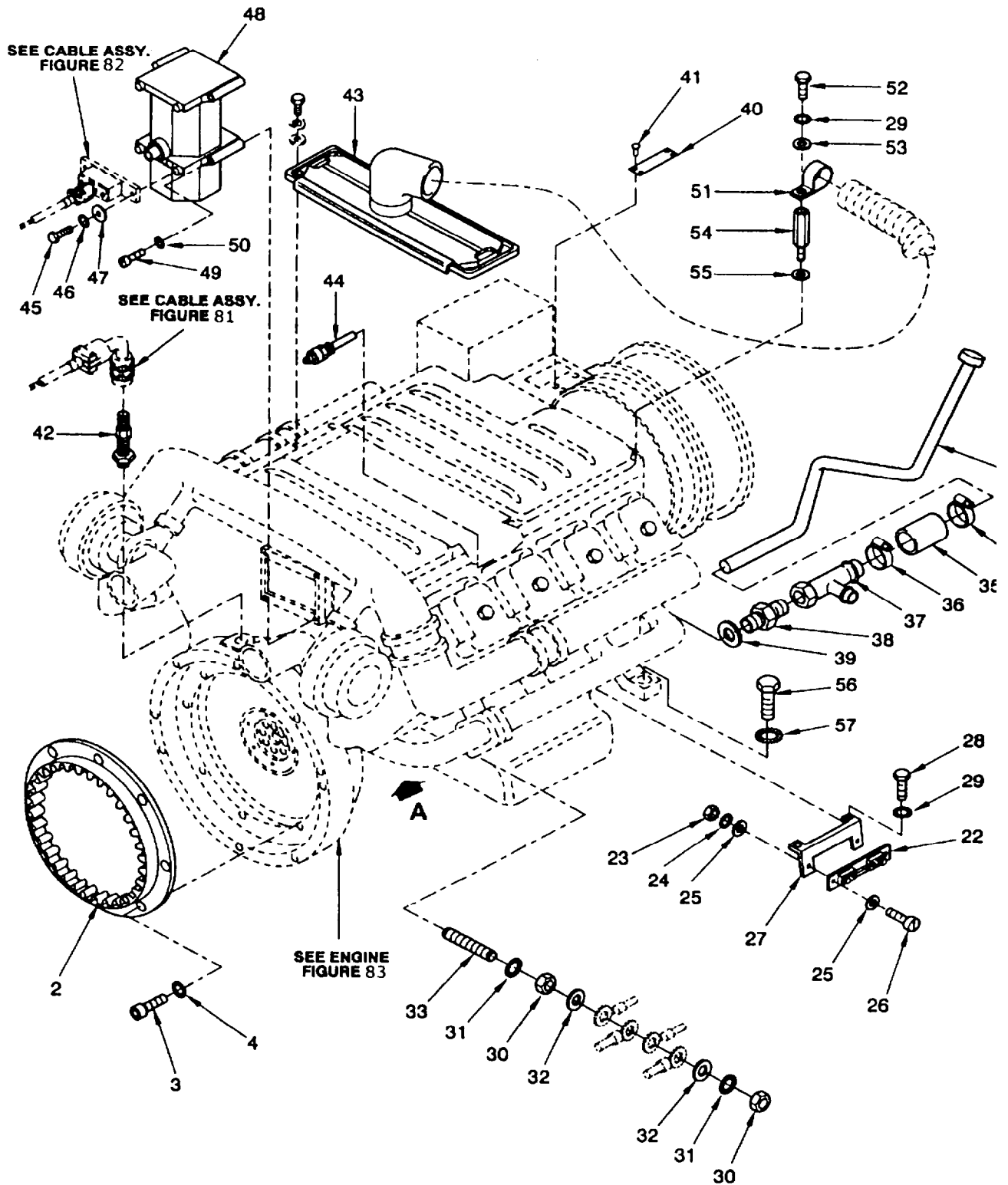


Figure 78. Engine Assembly
Sheet 1 of 2

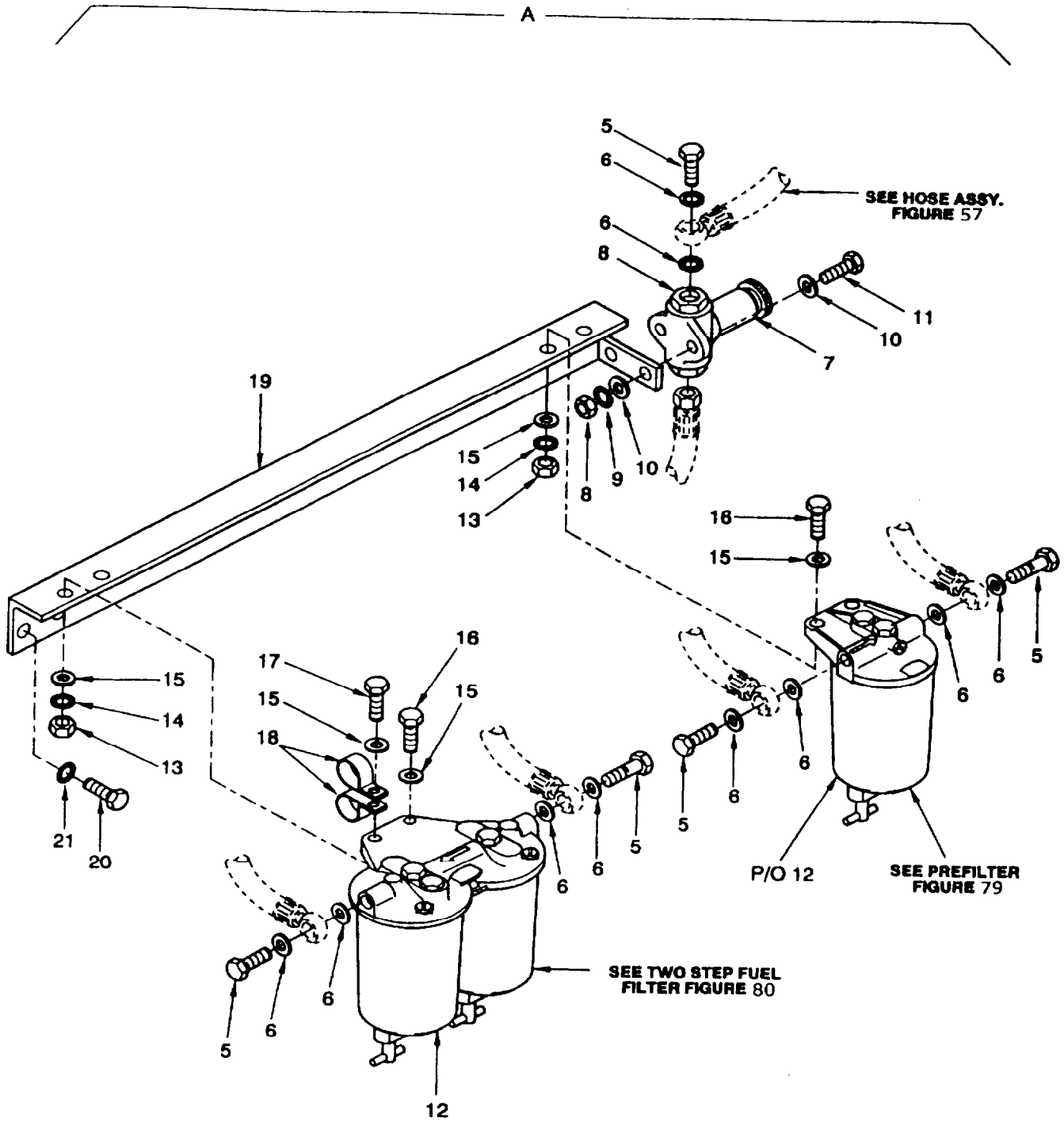


Figure 78. Engine Assembly
Sheet 2 of 2

SECTION II

TM 9-6115-668-23P

(1) ILLUSTRATION		(2)	(3)	(4)	(5)	(6)	(7)
(a) FIG NO.	(b) ITEM NO.	SMR CODE	NATIONAL STOCK NUMBER	CAGEC	PART NUMBER	DESCRIPTION AND USABLE ON CODES (UOC)	QTY INC IN UNIT
						GROUP 10 ENGINE ASSEMBLY	
78	1	PBFDD	2815-12-341-6896	D0857	280.06.0071	ENGINE,DIESEL	1
78	2	XBFZZ		C1395	WE-3-04-0127-01	CLUTCH RING GEAR	1
78	3	PAFZZ	5305-12-345-8258	D8286	DIN912-M12X50-10 .9-A2P	SCREW,CAP,SOCKET HEAD	8
78	4	PAFZZ	5310-12-156-4899	D8286	DIN125-B13-ST-A3 P	WASHER,FLAT	8
78	5	PAOZZ	4730-12-321-5959	D0696	205008	BOLT,FLUID PASSAGE	5
78	6	PAOZZ	5330-12-156-4522	D8286	DIN7603-A14X18-C U	.GASKET	10
78	7	PAOZZ	4320-12-314-5642	D2689	0117 6336	PUMP,RECIPROCATING	1
78	8	PAOZZ	5310-12-155-0596	D8286	DIN934-M6-A4-70	NUT,PLAIN,HEXAGON	2
78	9	PAOZZ	5310-12-124-0890	D8286	DIN6798-A6,4-FST	WASHER,LOCK	2
78	10	PAOZZ	5310-12-174-8311	D8286	DIN125-B6,4-A4-7 0	WASHER,FLAT	4
78	11	PAOZZ	5305-12-166-4213	D8286	DIN933-M6X25-A4- 70	SCREW,CAP,HEXAGON HEAD	2
78	12	PBOFF	2910-12-346-0135	D0857	105.06.0016	FILTER ASSEMBLY,FLUID	1
78	13	PAOZZ	5310-12-151-6661	D8286	DIN934-M10-A4-70	NUT,PLAIN,HEXAGON	4
78	14	PAOZZ	5310-12-124-0893	D8286	DIN6798-A10,5-FS T	WASHER,LOCK	4
78	15	PAOZZ	5310-12-189-7275	D8286	DIN125-B10,5-140 HV-A4	WASHER,FLAT	8
78	16	PAOZZ	5305-12-188-8550	D8286	DIN933-M10X40-A4 -70	SCREW,CAP,HEXAGON HEAD	3
78	17	PAOZZ	5305-12-179-7418	D8286	DIN933-M10X50-A4 -70	SCREW,CAP,HEXAGON HEAD	1
78	18	PAOZZ	5340-12-346-0164	D0696	310094	CLAMP,LOOP	2
78	19	PAOZZ	5340-12-345-9216	D0857	160.03.0058	BRACKET,ANGLE	1
78	20	PAOZZ	5305-12-180-3098	D8286	DIN933-M12X20-A4 -70	SCREW,CAP,HEXAGON HEAD	2
78	21	PAOZZ	5310-12-124-0894	D8286	DIN6798-A13-FST	WASHER,LOCK	2
78	22	PBOZZ	6625-12-323-9779	D0857	525.05.0003	SHUNT,INSTRUMENT	1
78	23	PAOZZ	5310-12-151-7866	D8286	DIN934-M4-A4-70	NUT,PLAIN,HEXAGON	2
78	24	PAOZZ	5310-01-407-4764	62380	152.269	WASHER,LOCK	2
78	25	PAOZZ	5310-12-158-2236	D8286	DIN125-B4,3-A4-7 0	WASHER,FLAT	4
78	26	PAOZZ	5305-12-154-5885	D8286	DIN84-M4X16-A4-7	SCREW,MACHINE	2
78	27	PAOZZ	5340-12-345-9217	D0857	160.03.0009	BRACKET,ANGLE	1
78	28	PAOZZ	5305-12-166-4207	D8286	DIN933-M8X20-A4- 70	SCREW,CAP,HEXAGON HEAD	2
78	29	PAOZZ	5310-12-124-0892	D8286	DIN6798-A8,4-FST	WASHER,LOCK	3
78	30	PAOZZ	5310-12-151-6713	D8286	DIN934-M12-A4-70	NUT,PLAIN,HEXAGON	2
78	31	PAOZZ	5310-12-124-0894	D8286	DIN6798-A13-FST	WASHER,LOCK	2
78	32	PAOZZ	5310-12-174-8361	D8286	DIN125-A13-A4-70	WASHER,FLAT	2
78	33	PAOZZ	5305-12-345-8259	D8286	DIN913-M12X50-A4 -70	SETSCREW	1
78	34	XBOOO		D0857	355.03.0002	OIL FILLER NECK	1
78	35	PAOZZ	4720-12-165-6885	D2689	0241 3975	HOSE,PREFORMED	1
78	36	XDOZZ		D2689	0117 3969	CLAMP,HOSE	2
78	37	PAOZZ	4730-12-346-1420	D2689	0414 3302	LATERAL,TUBE	1
78	38	PAOZZ	4730-12-345-6753	D2689	0414 3303	ADAPTER,STRAIGHT,TUBE TO BOSS	1
78	39	PAOZZ		D2689	0111 8804	GASKET	1
78	40	XBOZZ		D0857	405.01.0286	PLATE,DESIGNATION (NSN)	1
78	41	XBOZZ		D8286	DIN7337-A3X6-AL- LEG.-BK-ST-A3P	RIVET,BLIND	4
78	42	PAFZZ	2990-01-453-3798	05624	DYNT 11400	MAGNETIC PICK-UP	1
78	43	PAOZZ	6115-12-346-0593	D0857	060.35.0018	ADAPTER,GENERATOR TO AIR DUCT	1
78	44	PAOZZ	5930-12-319-5199	D2689	0117 4555	SWITCH,THERMOSTATIC	1

SECTION II

TM 9-6115-668-23P

(1) ILLUSTRATION		(2)	(3)	(4)	(5)	(6)	(7)
(a) FIG NO.	(b) ITEM NO.	SMR CODE	NATIONAL STOCK NUMBER	CAGEC	PART NUMBER	DESCRIPTION AND USABLE ON CODES (UOC)	QTY INC IN UNIT
78	45	PAFZZ	5305-12-166-4222	D8286	DIN933-M5X16-A4-70	SCREW,CAP,HEXAGON HEAD	2
78	46	PAFZZ	5310-12-124-0889	D8286	DIN6798-A5,3-FST	WASHER,LOCK	2
78	47	PAFZZ	5310-12-175-0041	D8286	DIN125-B5,3-140H V-A4	WASHER,FLAT	2
78	48	PBFZZ	3010-01-418-9961	05624	DYNC 11001-304-0-24	ACTUATOR,ELECTRO-MECHANICAL,ROTARY	1
78	49	PAFZZ	5305-12-346-2177	D2689	0110 3782	SCREW,CAP,SOCKET HEAD	4
78	50	PAFZZ	5310-12-146-2679	D2689	0111 9611	WASHER,LOCK	4
78	51	PAOZZ	5340-12-346-0165	D0857	160.15.0173	CLAMP,LOOP	1
78	52	PAOZZ	5305-12-166-4209	D8286	DIN933-M8X16-A4-70	SCREW,CAP,HEXAGON HEAD	1
78	53	PAOZZ	5310-12-154-1380	D8286	DIN125-B8,4-140H V-A4	WASHER,FLAT	1
78	54	PAOZZ	5340-12-346-0166	D0857	040.15.0047	STANDOFF,THREADED,SPACING	1
78	55	PAOZZ	5310-12-154-6605	D8286	DIN9021-B8,4-A4-70	WASHER,FLAT	1
78	56	PAFZZ	5305-12-158-6155	D8286	DIN933-M16X70-A4-70	SCREW,CAP,HEXAGON HEAD	2
78	57	PAFZZ	5310-12-131-4169	D8286	DIN6798-A17-FST	WASHER,LOCK	2
END OF FIGURE							

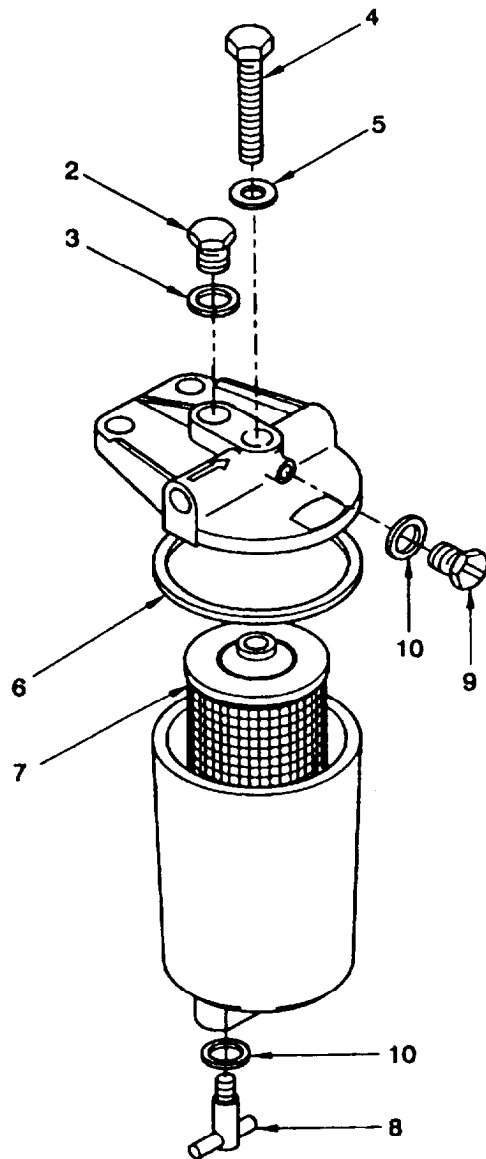


Figure 79. Prefilter Assembly, Fuel

SECTION II

TM 9-6115-668-23P

(1) ILLUSTRATION		(2)	(3)	(4)	(5)	(6)	(7)
(a) FIG NO.	(b) ITEM NO.	SMR CODE	NATIONAL STOCK NUMBER	CAGEC	PART NUMBER	DESCRIPTION AND USABLE ON CODES (UOC)	QTY INC IN UNIT
						GROUP 1001 ENGINE ASSEMBLY PREFILTER ASSEMBLY, FUEL	
79	1	PAOFF	2910-12-346-0676	D2689	0117 9865	FILTER,FLUID FUEL	1
79	2	PAOZZ	5365-12-308-3094	D2689	0110 0940	PLUG,MACHINE THREAD	1
79	3	PAOZZ	5330-12-156-4522	D8286	DIN7603-A14X18-C U	GASKET	1
79	4	PAOZZ	5305-12-181-8456	D2689	0111 1193	SCREW,CAP,HEXAGON HEAD	1
79	5	PAOZZ	5330-12-156-5014	D2689	0111 8647	GASKET	1
79	6	PAOZZ	5330-12-174-7775	D2689	0126 3156	GASKET	1
79	7	PAOZZ	2910-12-327-7227	D2689	0117 2715	FILTER ELEMENT,FLUID	1
79	8	PAOZZ	5365-12-346-2290	D2689	0131 8112	PLUG,MACHINE THREAD	1
79	9	PAOZZ	5305-12-141-7158	D2689	0126 2518	SCREW,SHOULDER	1
79	10	PAOZZ	5330-12-156-4516	D8286	DIN7603-A6X10-CU	GASKET	1
						END OF FIGURE	

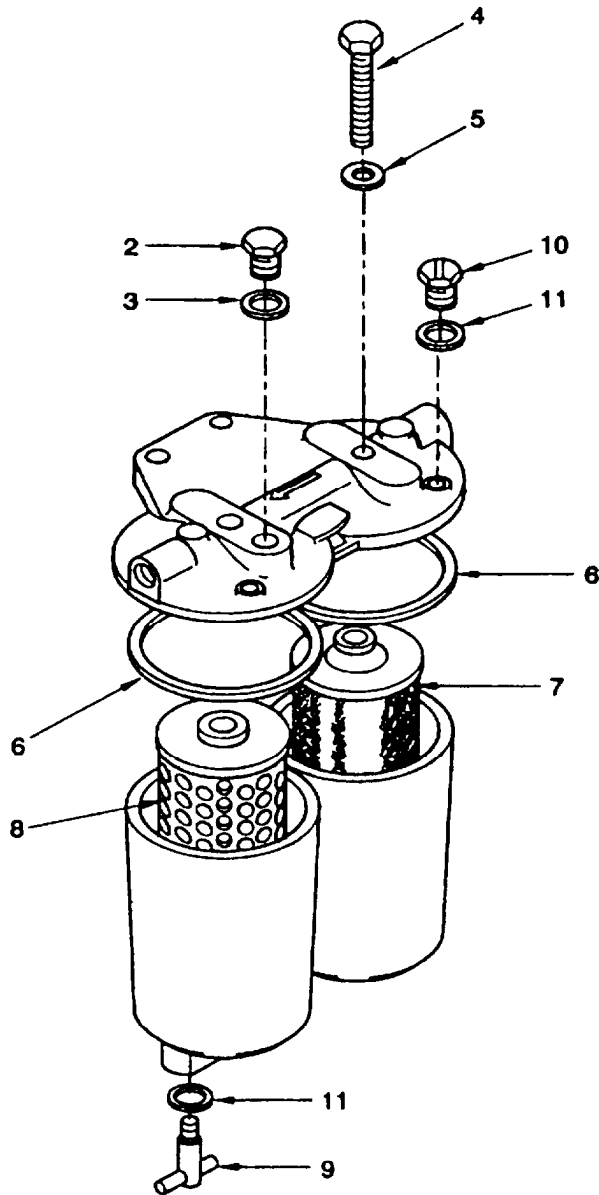


Figure 80. Two Step Fuel filter Assembly

SECTION II

TM 9-6115-668-23P

(1) ILLUSTRATION		(2)	(3)	(4)	(5)	(6)	(7)
(a) FIG NO.	(b) ITEM NO.	SMR CODE	NATIONAL STOCK NUMBER	CAGEC	PART NUMBER	DESCRIPTION AND USABLE ON CODES (UOC)	QTY INC IN UNIT
						GROUP 1002	
						ENGINE ASSEMBLY	
						TWO STEP FUEL FILTER ASSEMBLY	
80	1	PAOFF	2910-12-131-1055	D2689	0117 1770	FILTER ASSEMBLY,FLUID	1
80	2	PAOZZ	5365-12-308-3094	D2689	0110 0940	PLUG,MACHINE THREAD	1
80	3	PAOZZ	5330-12-156-4522	D8286	DIN7603-A14X18-C U	GASKET	1
80	4	PAOZZ	5305-12-181-8456	D2689	0111 1193	SCREW,CAP,HEXAGON HEAD	1
80	5	PAOZZ	5330-12-156-5014	D2689	0111 8647	GASKET	1
80	6	PAOZZ	5330-12-174-7775	D2689	0126 3156	GASKET	1
80	7	PAOZZ	2910-12-122-2772	D2689	0116 8407	FILTER ELEMENT,FLUID	1
80	8	PAOZZ	2910-12-123-0997	D2689	0117 5893	FILTER ELEMENT,FLUID	1
80	9	PAOZZ	5365-12-346-2290	D2689	0131 8112	PLUG,MACHINE THREAD	1
80	10	PAOZZ	5305-12-141-7158	D2689	0126 2518	SCREW,SHOULDER	1
80	11	PAOZZ	5330-12-156-4516	D8286	DIN7603-A6X10-CU	GASKET	1
						END OF FIGURE	

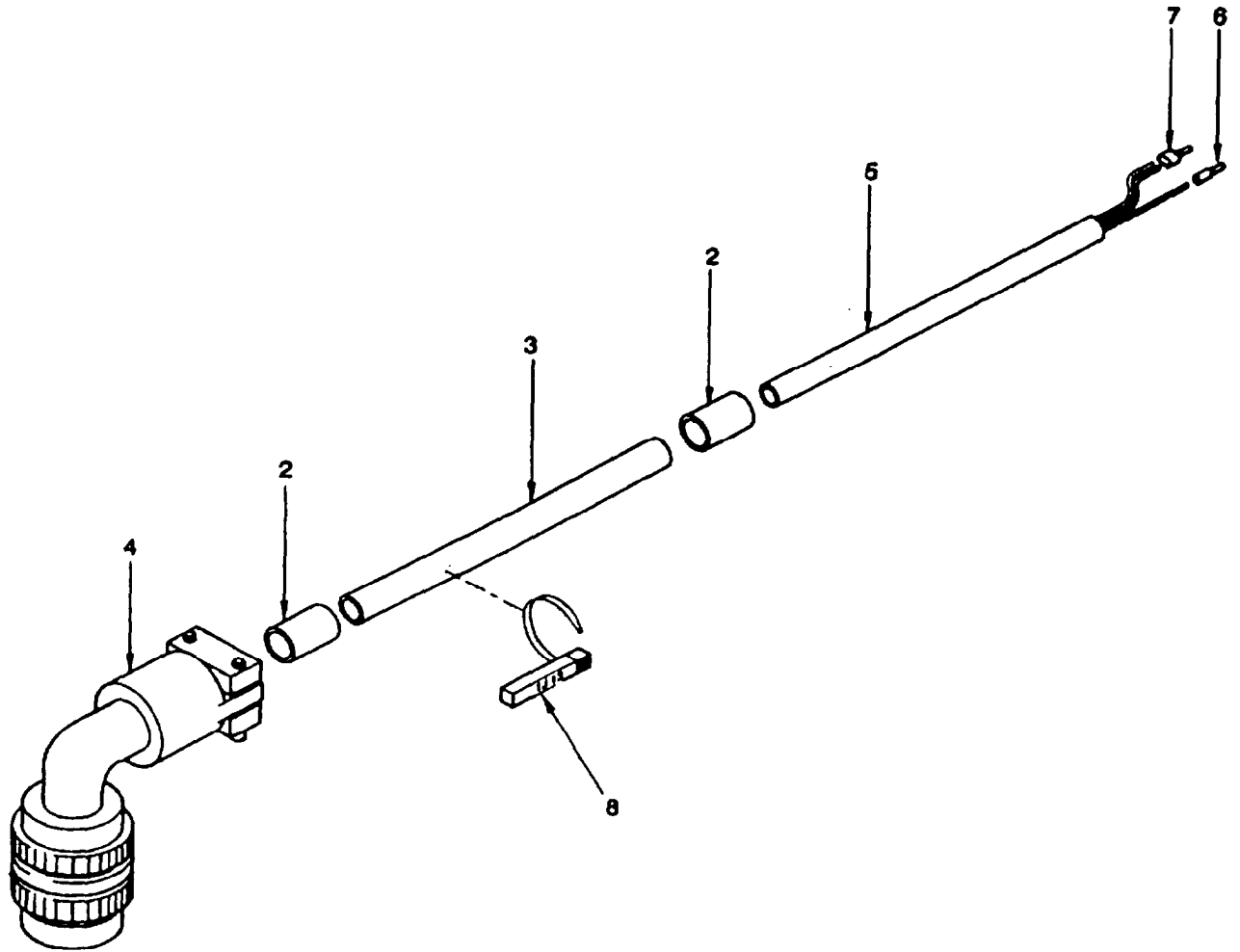


Figure 8 1. Pick-up Cable Assembly

SECTION II

TM 9-6115-668-23P

(1) ILLUSTRATION		(2)	(3)	(4)	(5)	(6)	(7)
(a) FIG NO.	(b) ITEM NO.	SMR CODE	NATIONAL STOCK NUMBER	CAGEC	PART NUMBER	DESCRIPTION AND USABLE ON CODES (UOC)	QTY INC IN UNIT
						GROUP 1003	
						ENGINE ASSEMBLY	
						PICK-UP CABLE ASSEMBLY	
81	1	PAFFF	6150-12-324-0182	D0857	180.01.0055	CABLE ASSEMBLY,SPECIAL PURPOSE	1
81	2	MFFZZ		D0857	115.04.0060-1.56 INCH	INSULATION,SHRINKABLE (MAKE FROM (92060) P/N HTAT 12/3 BLACK) 1.56 INCH (40MM) REQUIRED	2
81	3	MFFZZ		D0857	115.02.0048-118. 11 INCH	PROTECTION COVER (MAKE FROM (D8527) P/N 170-10800) 118.11 INCH (3000MM) REQUIRED	1
81	4	PAFZA	2805-01-341-8107	0A6H4	DYNZ-46-14	CONNECTING ROD,PISTON	1
81	5	MFFZZ		D0857	180.01.0009-137. 8 INCH	CABLE (MAKE FROM (D 2773) P/N RTF 87 2XAWG20/19 BL+BR SP) 137.8 INCH (3500MM) REQUIRED	1
81	6	PAFZZ	5940-12-300-1350	D0857	170.01.0002	FERRULE,ELECTRICAL AWG 18 WHT	1
81	7	PAFZZ	5940-12-335-8520	D0857	170.01.0006	FERRULE,ELECTRICAL AWG 15 RED	1
81	8	PAFZZ	9905-12-346-5050	D0493	1004377	TAG,MARKER	1
						END OF FIGURE	

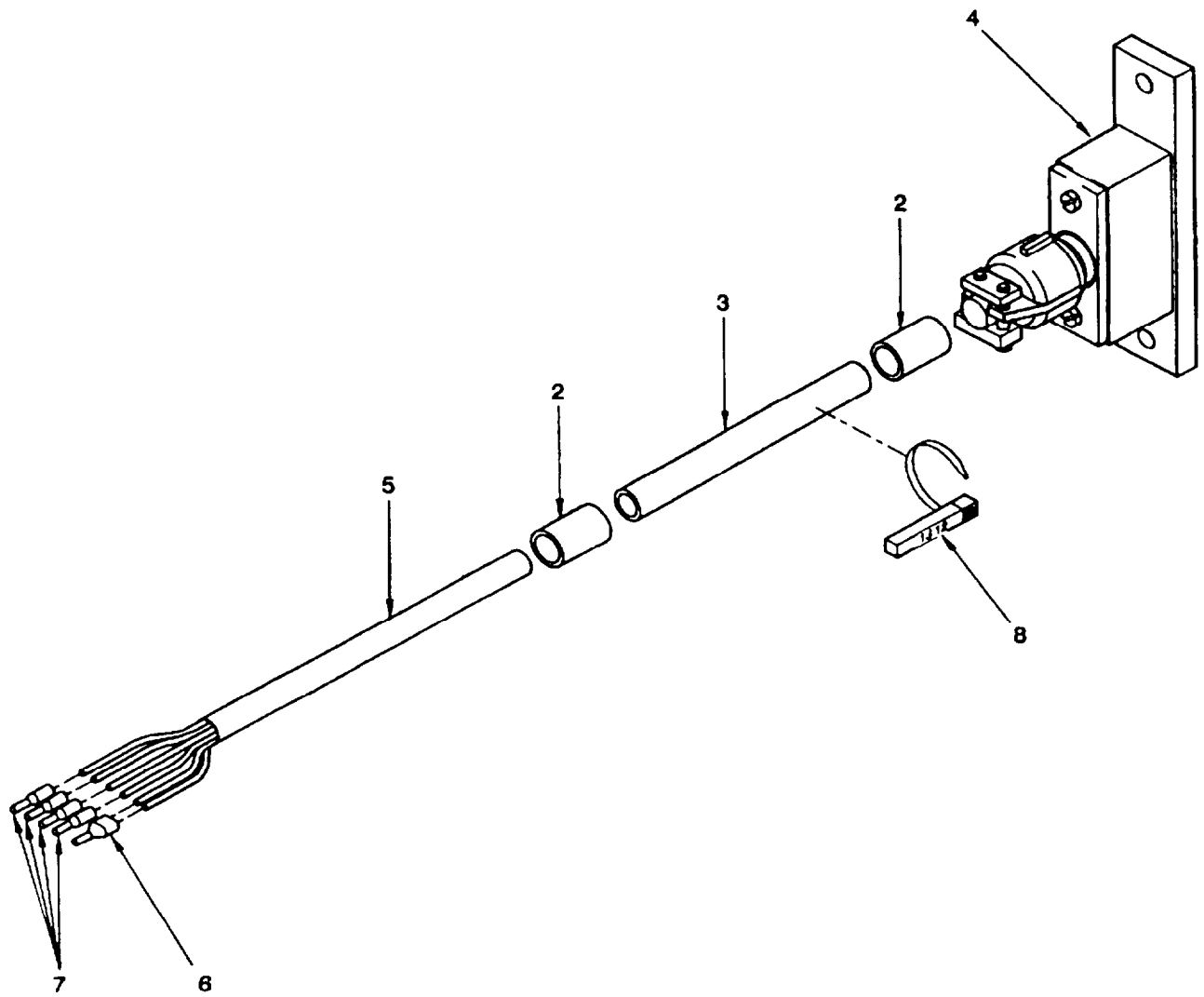


Figure 82. Actuator Cable Assembly

SECTION II

TM 9-6115-668-23P

(1) ILLUSTRATION		(2)	(3)	(4)	(5)	(6)	(7)
(a) FIG NO.	(b) ITEM NO.	SMR CODE	NATIONAL STOCK NUMBER	CAGEC	PART NUMBER	DESCRIPTION AND USABLE ON CODES (UOC)	QTY INC IN UNIT
						GROUP 1004	
						ENGINE ASSEMBLY	
						ACTUATOR CABLE ASSEMBLY	
82	1	PAFFF	6150-12-324-0183	D0857	180.01.0054	CABLE ASSEMBLY,SPECIAL PURPOSE	1
82	2	MFFZZ		D0857	115.04.0060-1.56 INCH	INSULATION,SHRINKABLE (MAKE FROM (92060) P/N HTAT 12/3 BLACK) 1.56 INCH (40MM) REQUIRED	2
82	3	MFFZZ		D0857	115.02.0048-118. 11 INCH	PROTECTION COVER (MAKE FROM (D8527) P/N 170-10800) 118.11 INCH (3000MM) REQUIRED	1
82	4	PAFZZ	5935-01-453-9659	05624	DYNK 10063	CONNECTOR,RECEPTACLE	1
82	5	MFFZZ		D0857	180.01.0008-123 INCH	CABLE (MAKE FROM (D2773) P/N RTF 86 3XAWG18/19+2XAWG15/19 SP) 123 INCH (3100MM) REQUIRED	1
82	6	PAFZZ	5940-12-338-8596	D8857	901916	FERRULE,ELECTRICAL AWG 14 BLUE	1
82	7	PAFZZ	5940-12-313-4953	D0857	170.01.0004	FERRULE,ELECTRICAL AWG 17 YELLOW	2
82	8	PAFZZ	9905-12-346-5050	D0493	1004377	TAG,MARKER	1
						END OF FIGURE	

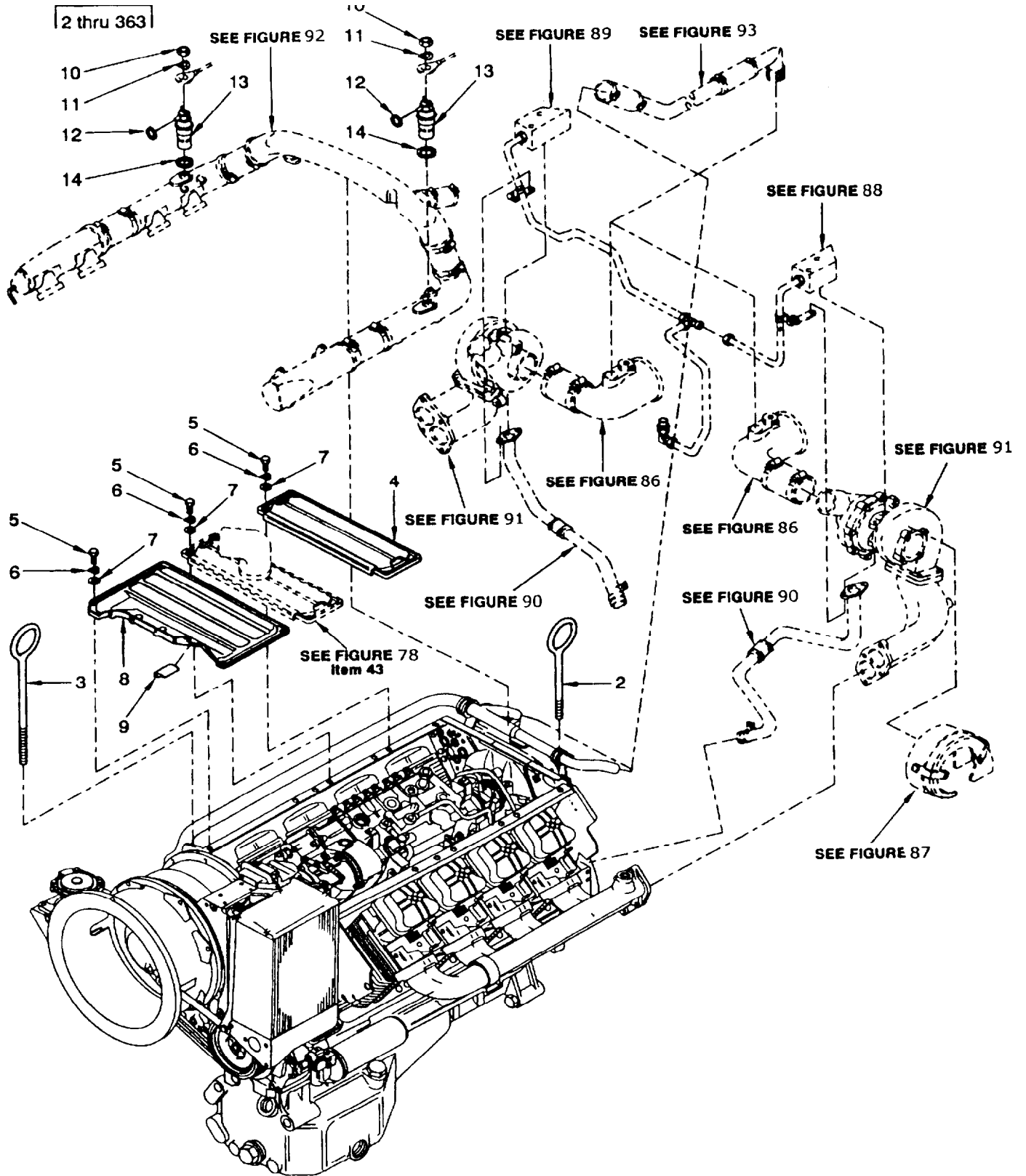


Figure 83. Engine Assembly
Sheet 1 of 17

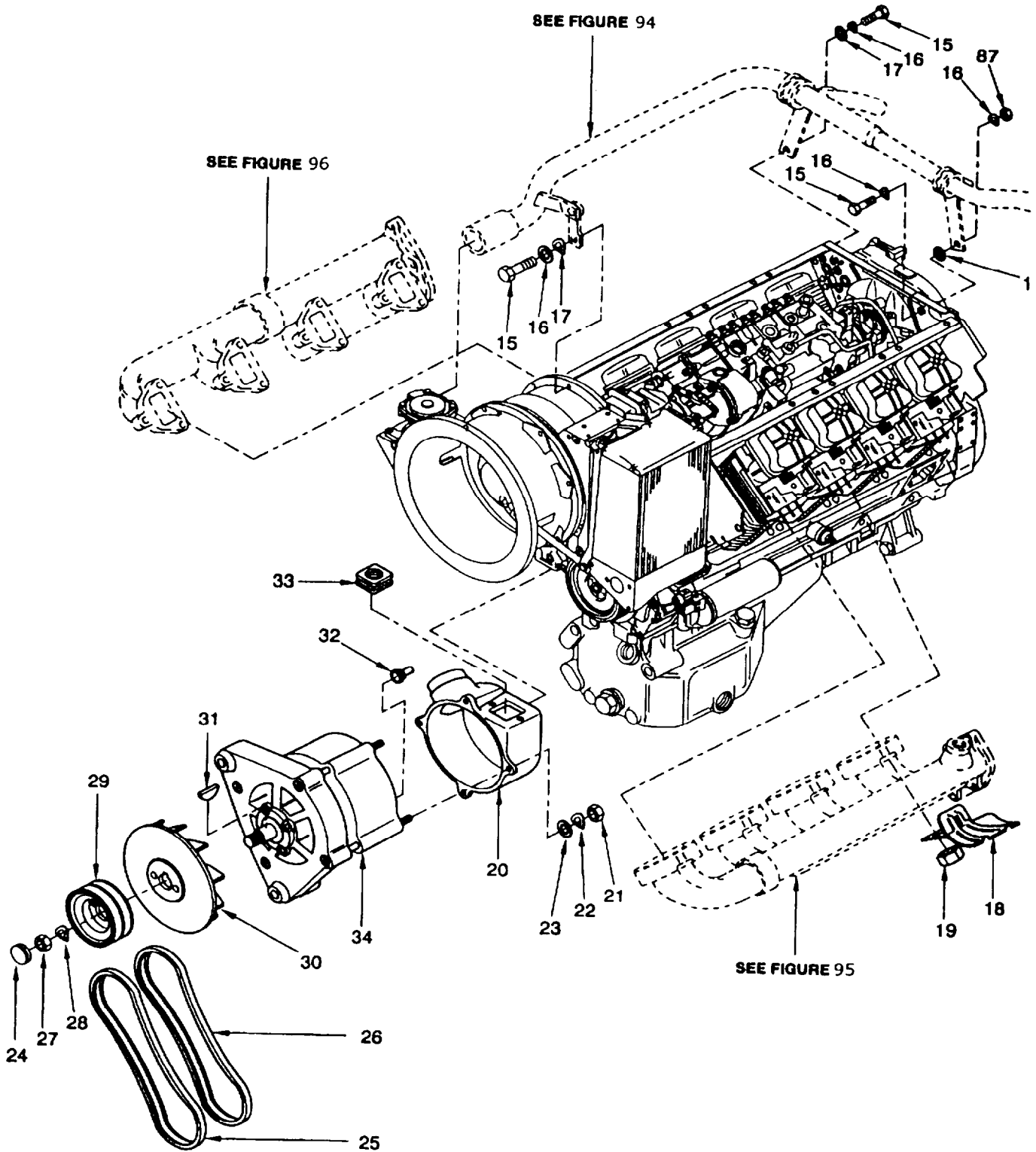


Figure 83. Engine Assembly
Sheet 2 of 17

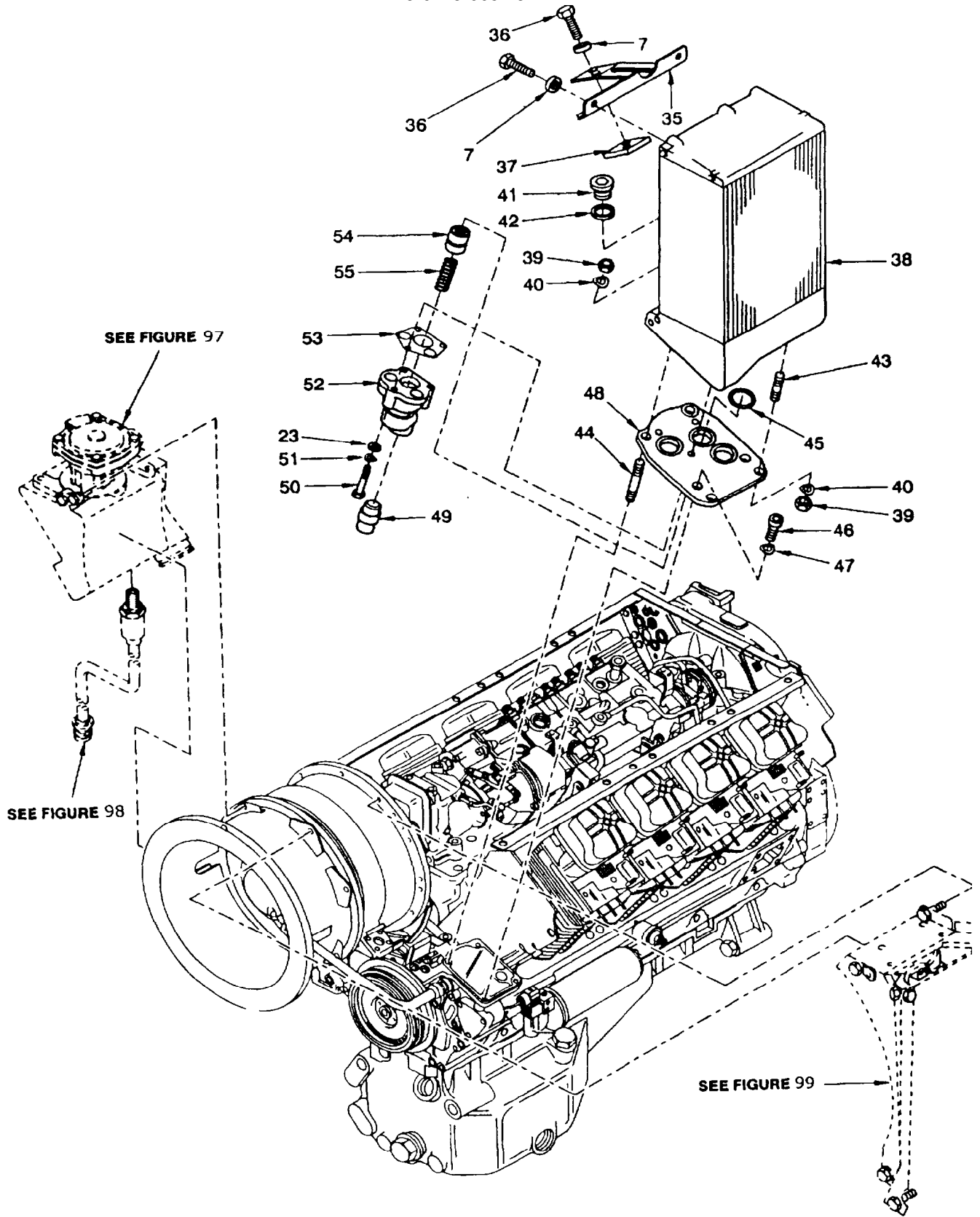


Figure 83. Engine Assembly
Sheet 3 of 17

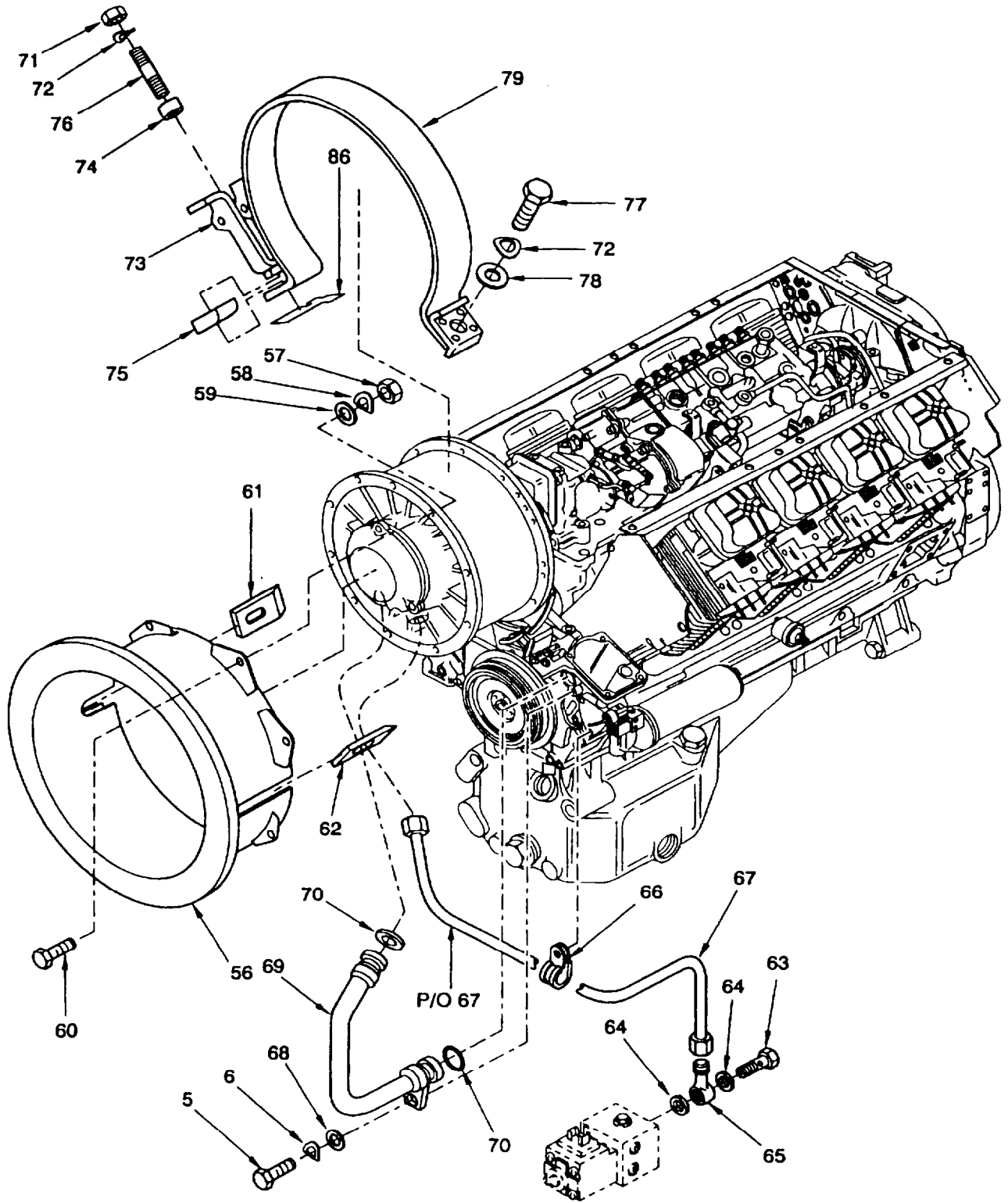


Figure 83. Engine Assembly
Sheet 4 of 17

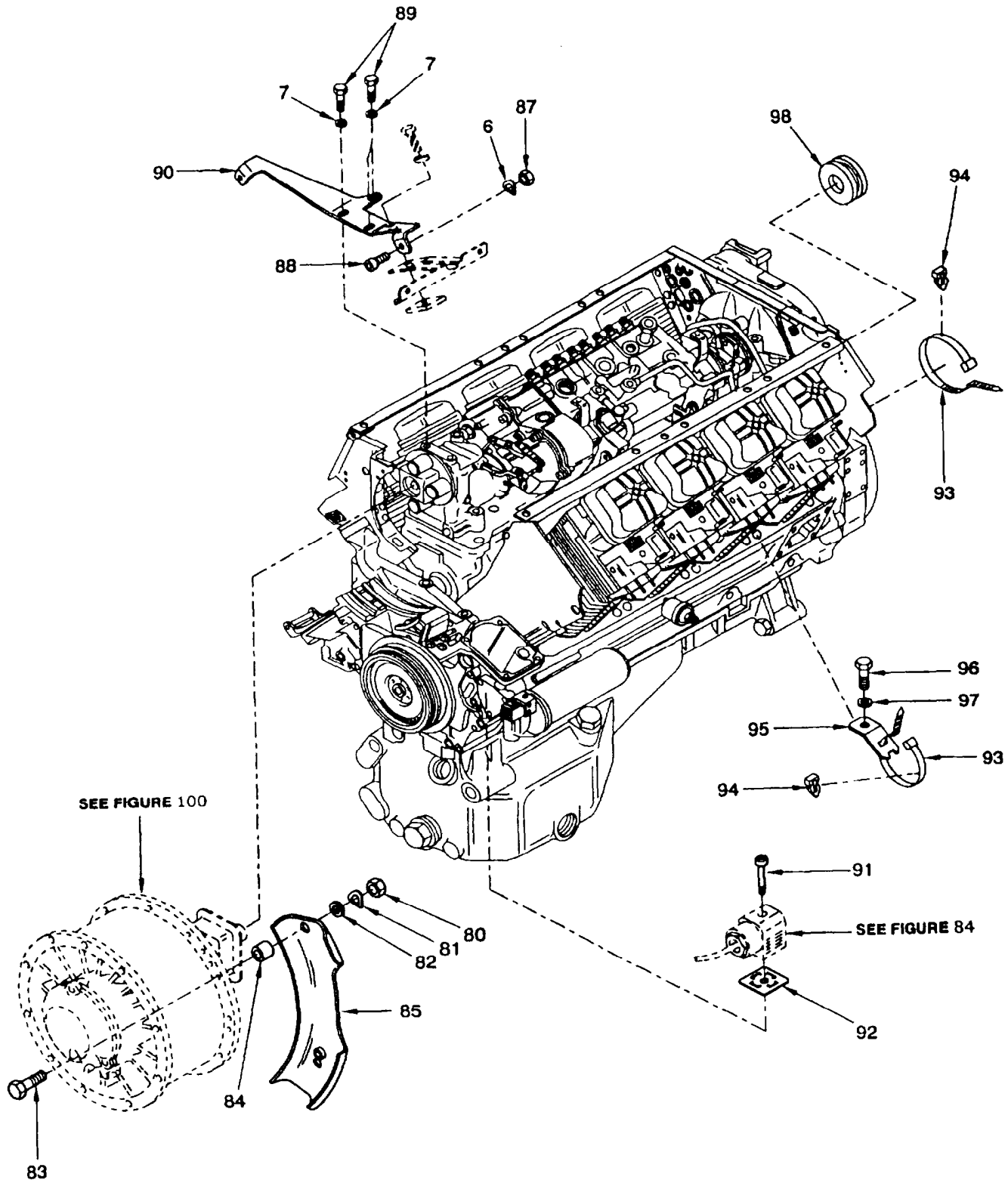


Figure 83. Engine Assembly
Sheet 5 of 17

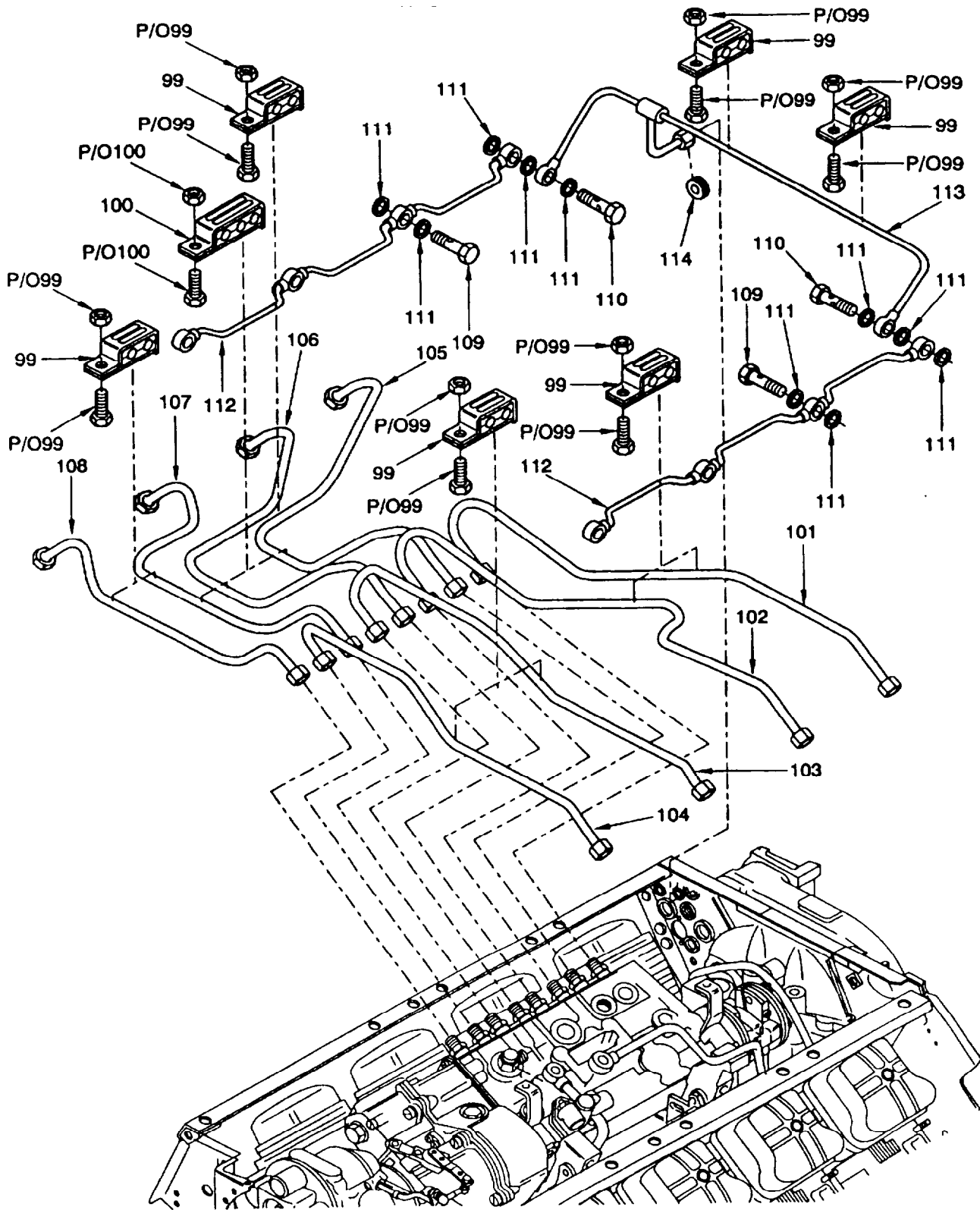


Figure 83. Engine Assembly
Sheet 6 of 17

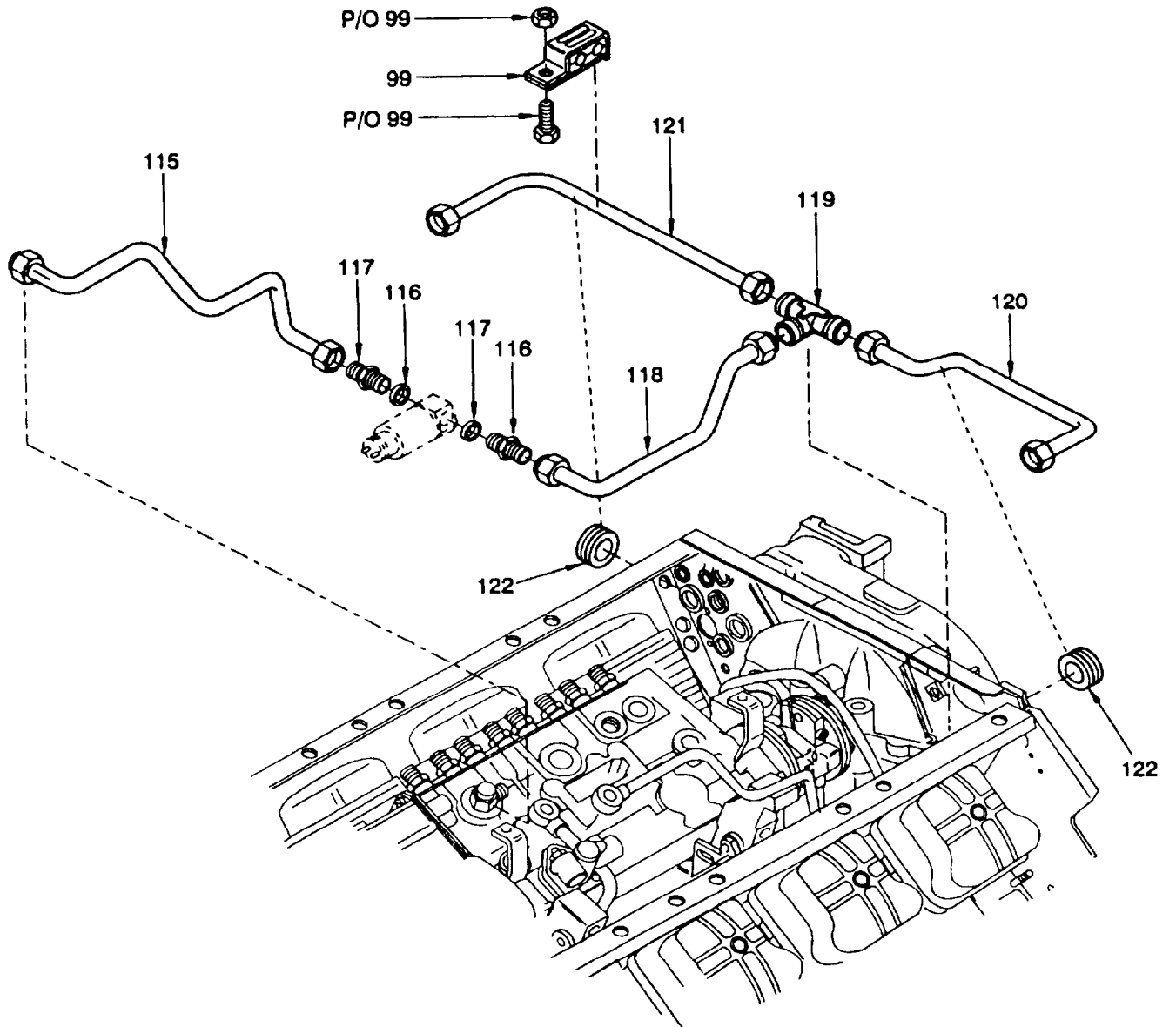


Figure 83. Engine Assembly
Sheet 7 of 17

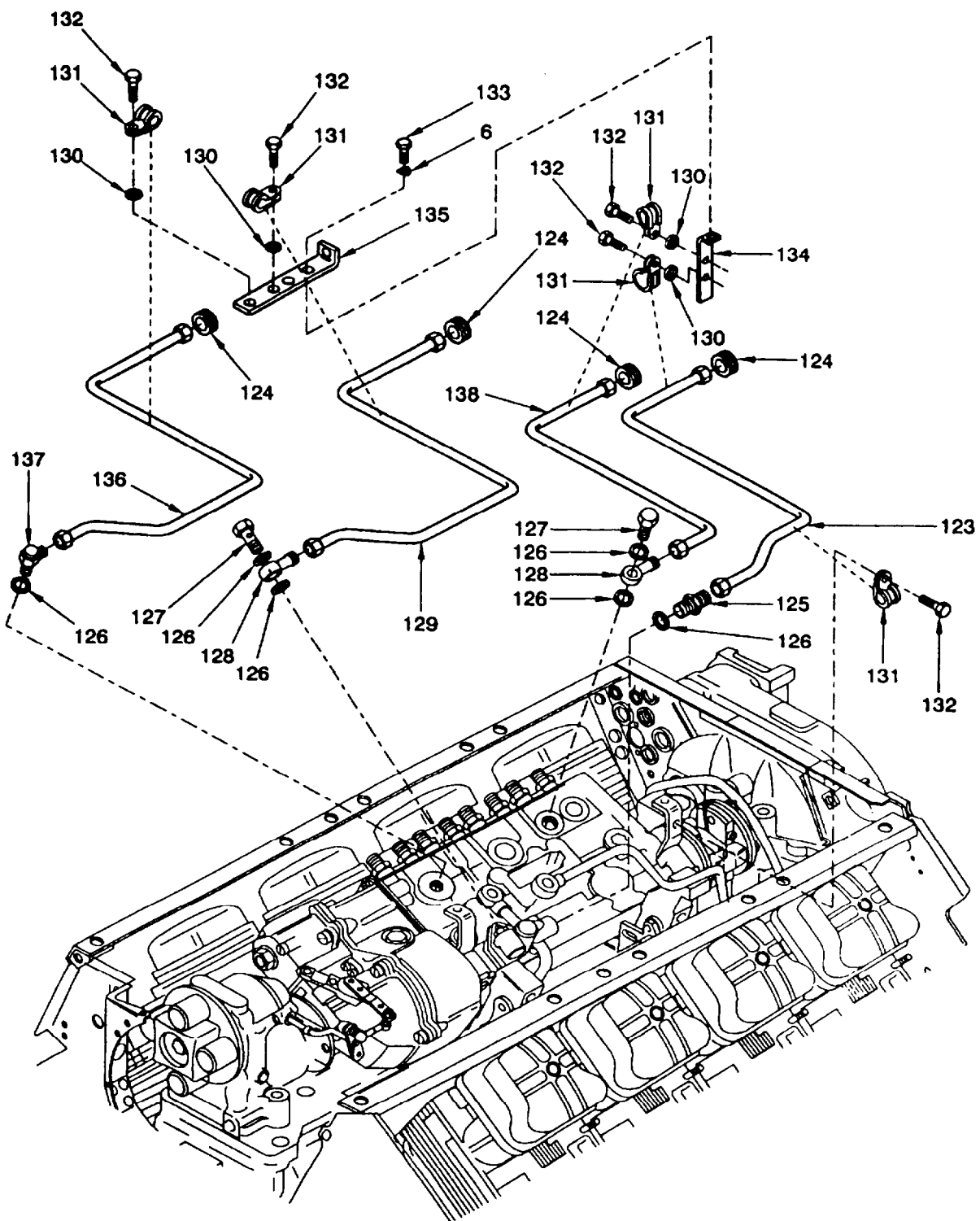


Figure 83. Engine Assembly
Sheet 8 of 17

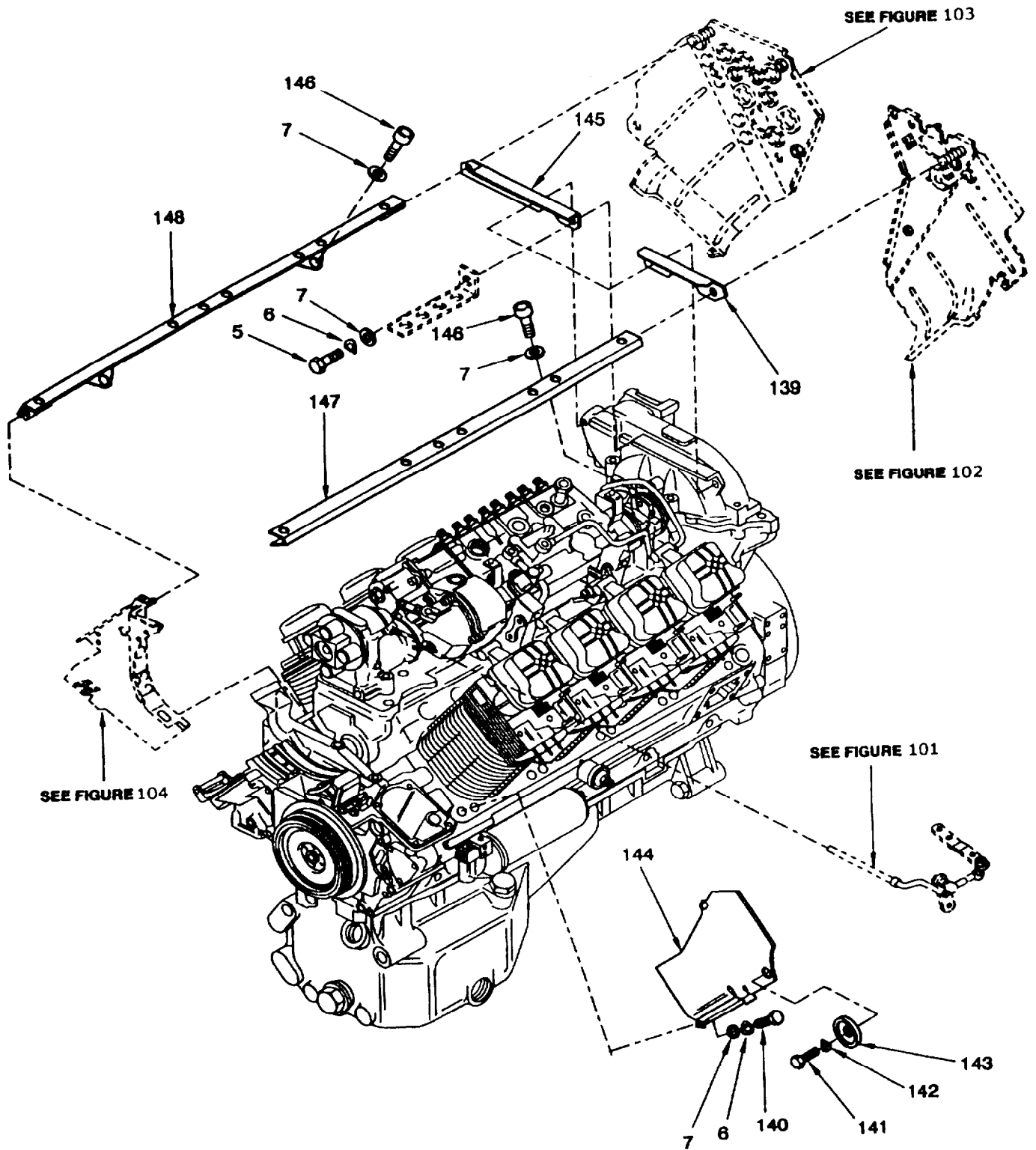


Figure 83. Engine Assembly
Sheet 9 of 17

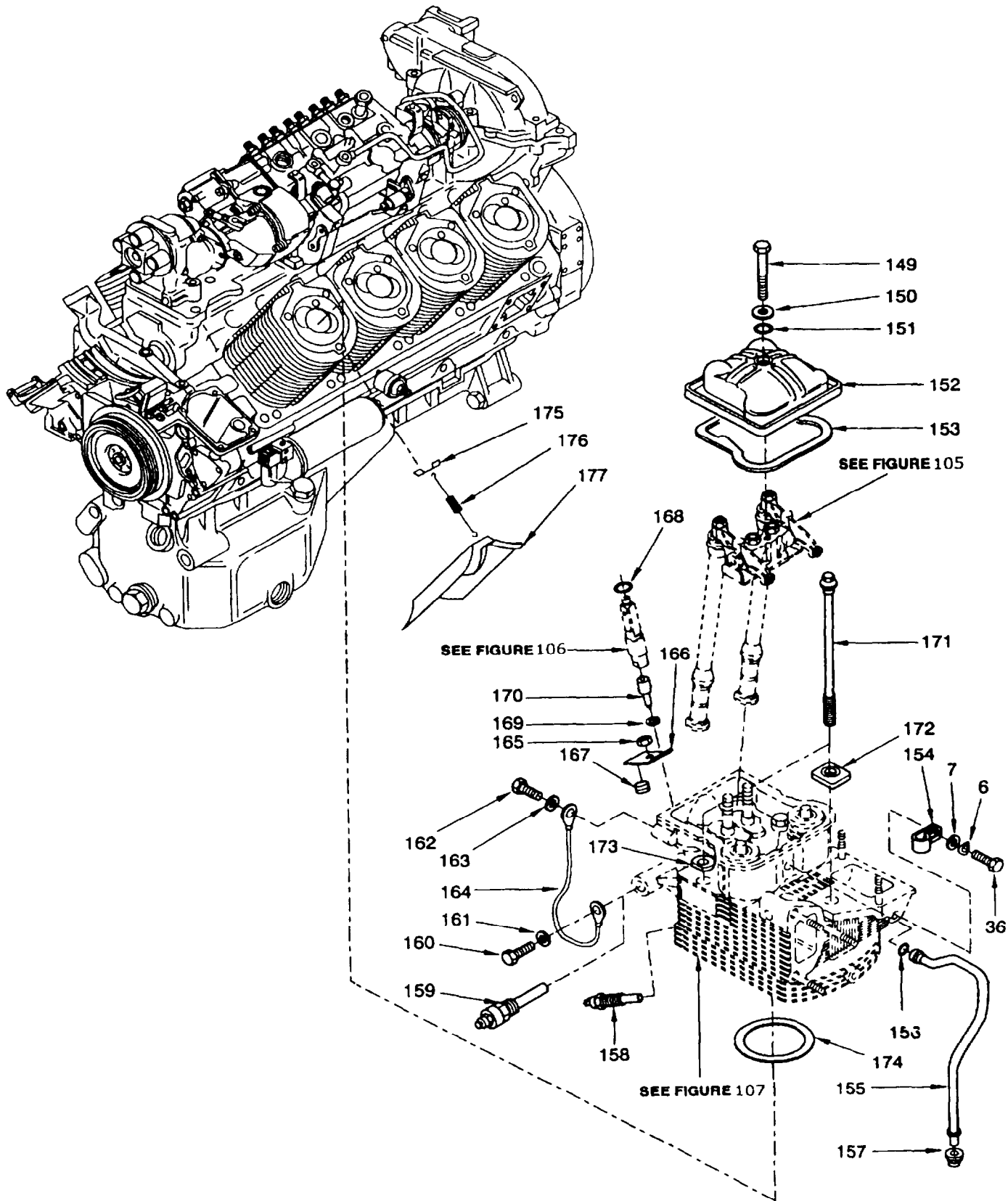


Figure 83 Engine Assembly
Sheet 10 of 17

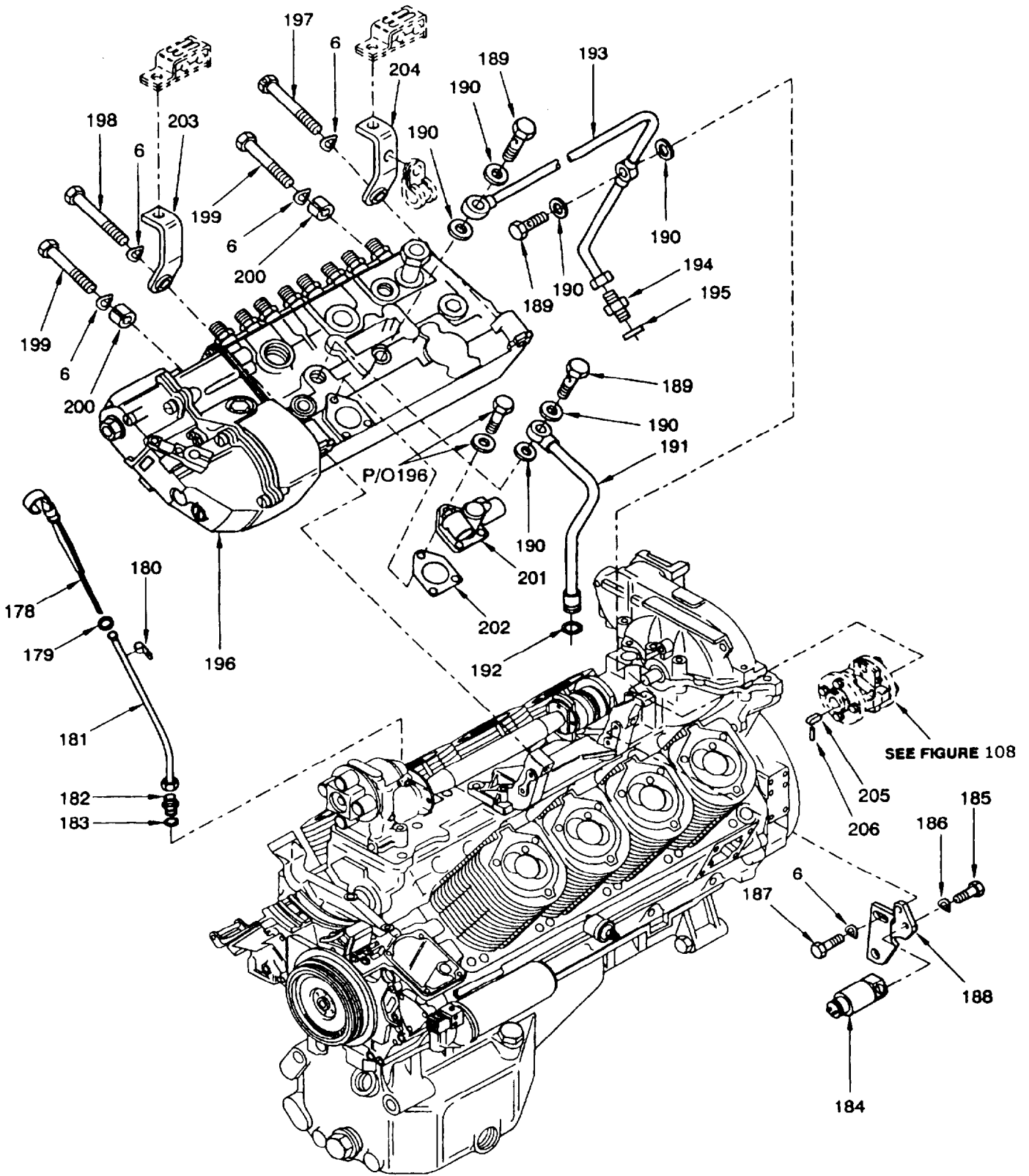


Figure 83. Engine Assembly
Sheet 11 of 17

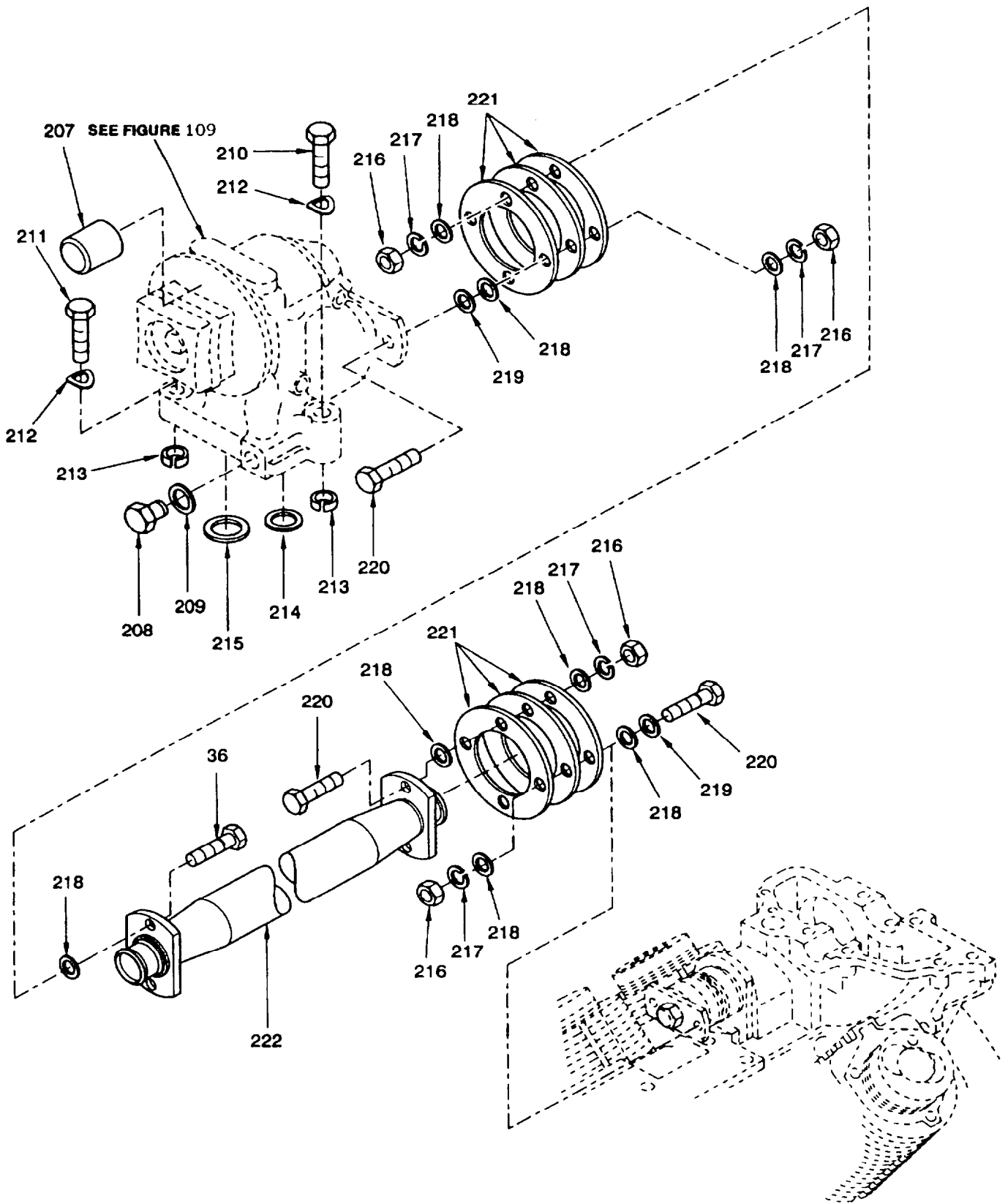


Figure 83. Engine Assembly
Sheet 12 of 17

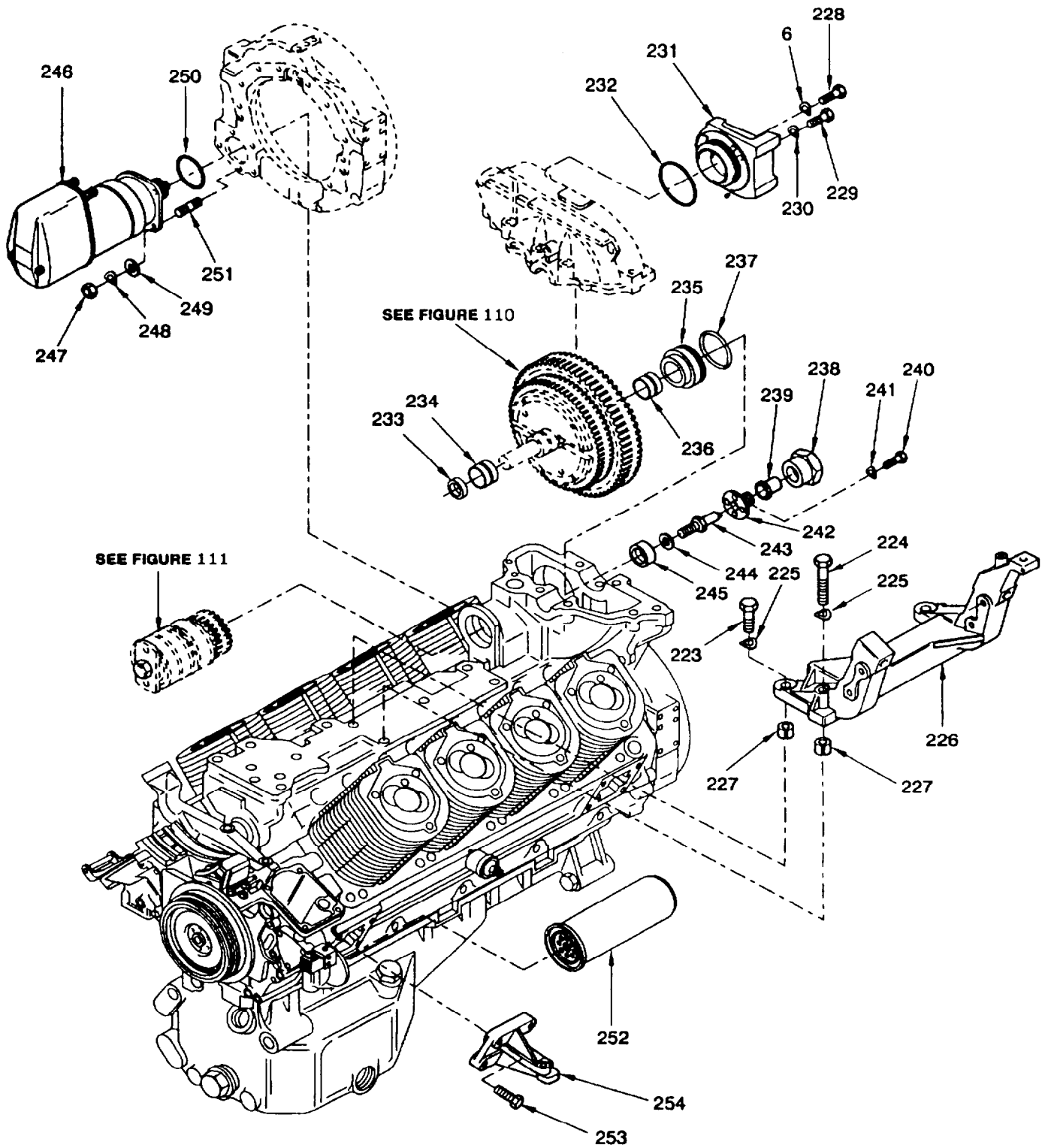


Figure 83. Engine Assembly
Sheet 13 of 17

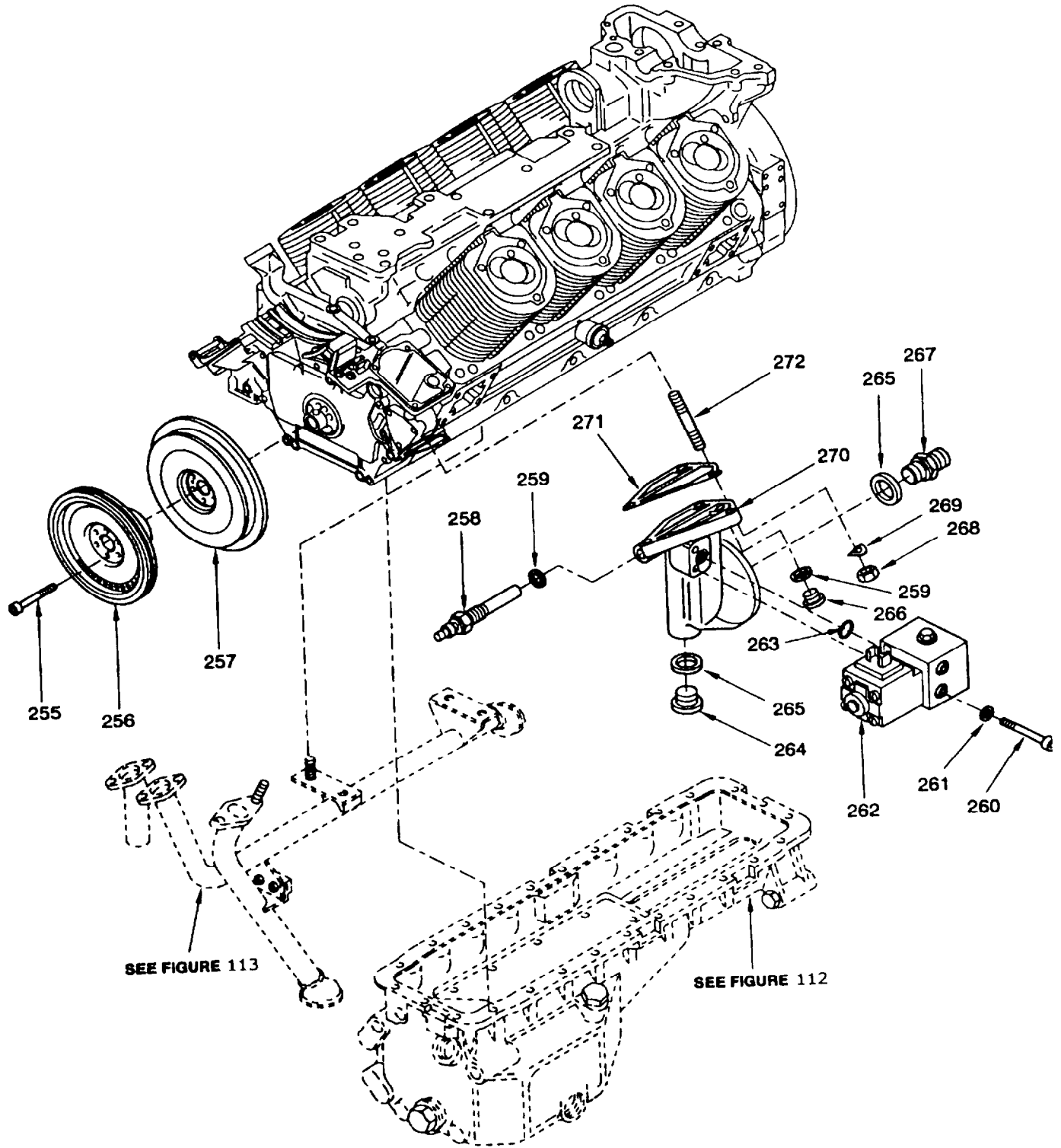


Figure 83. Engine Assembly
Sheet 14 of 17

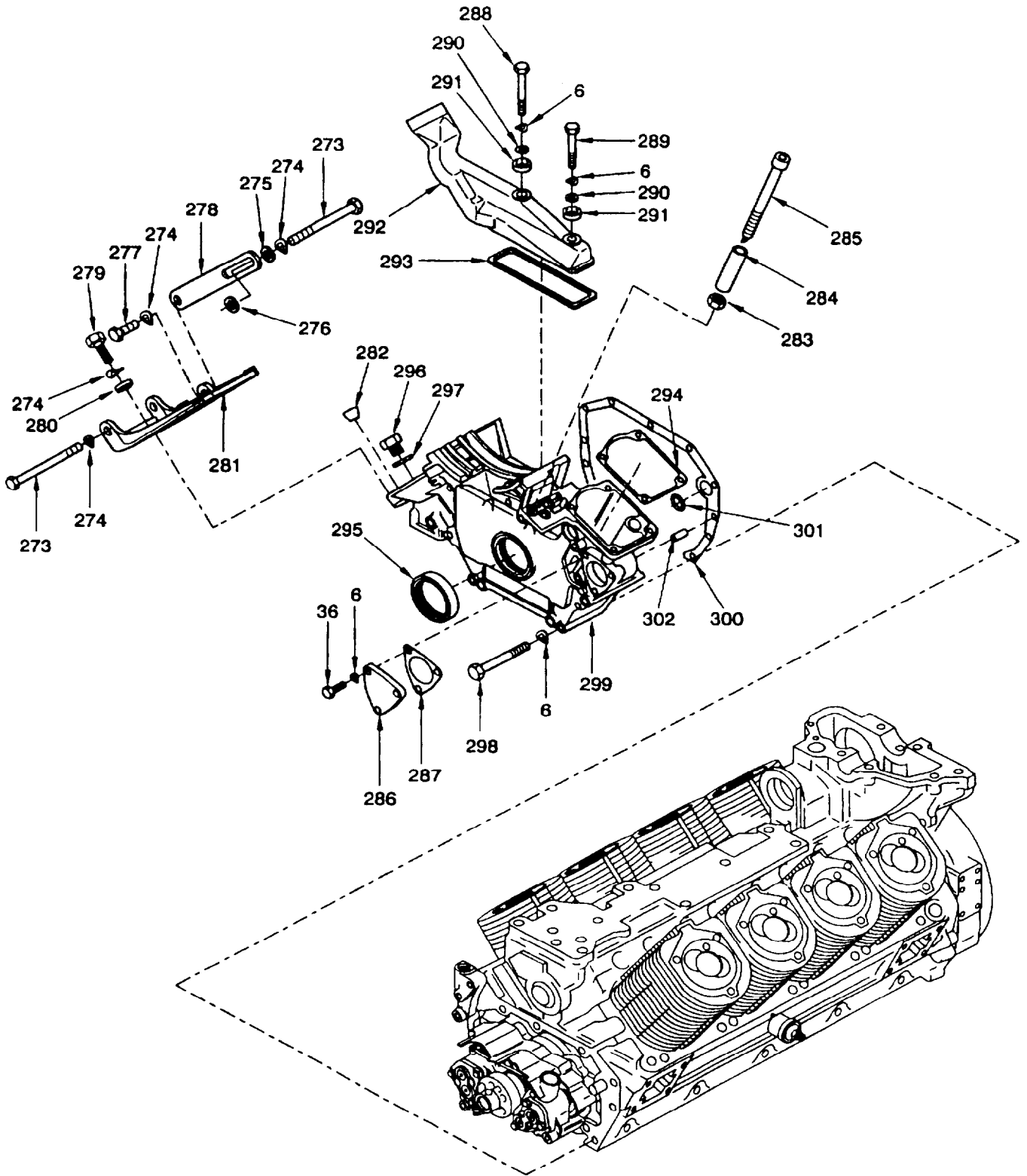


Figure 83. Engine Assembly
Sheet 15 of 17

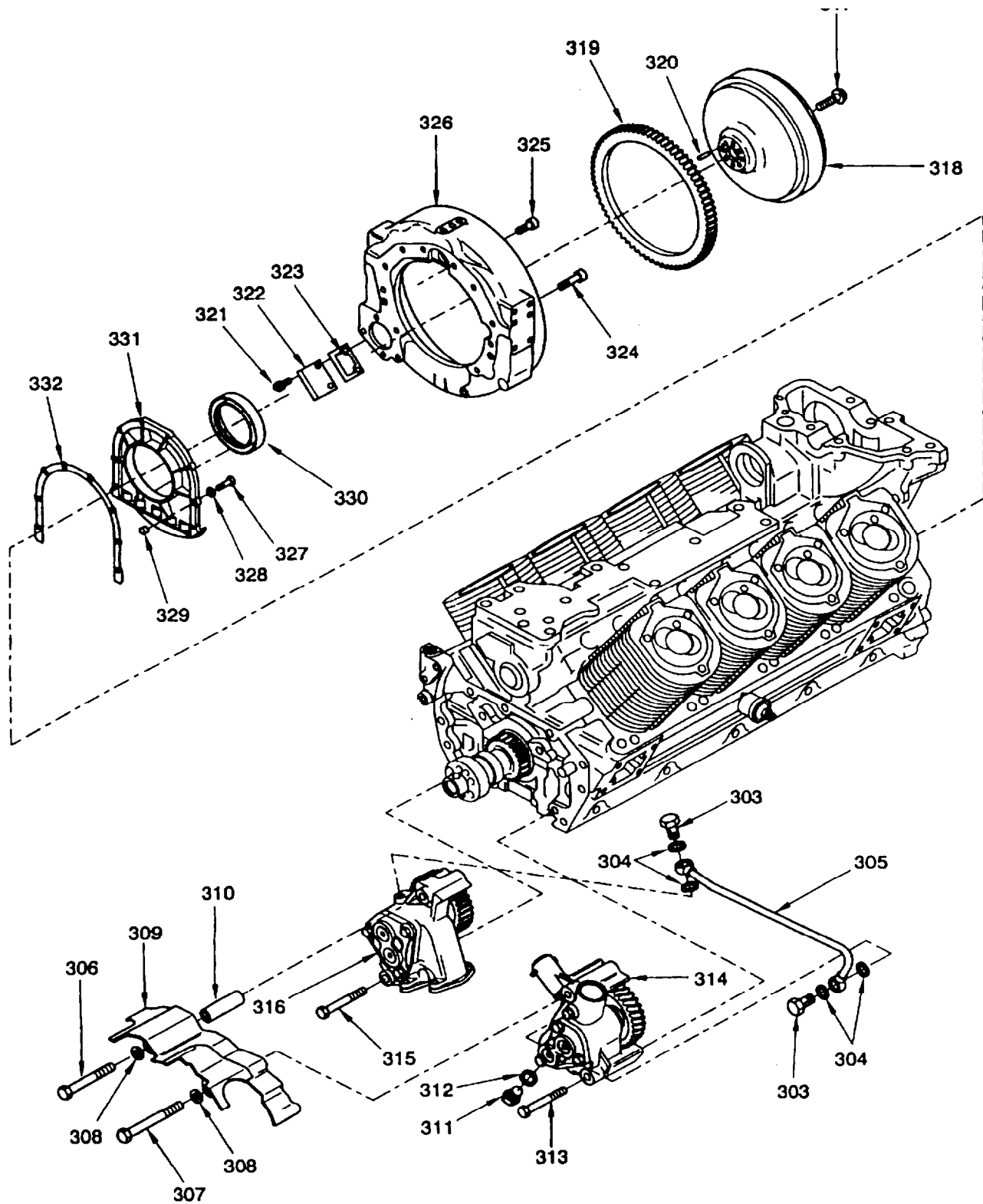


Figure 83. Engine Assembly
Sheet 16 of 17

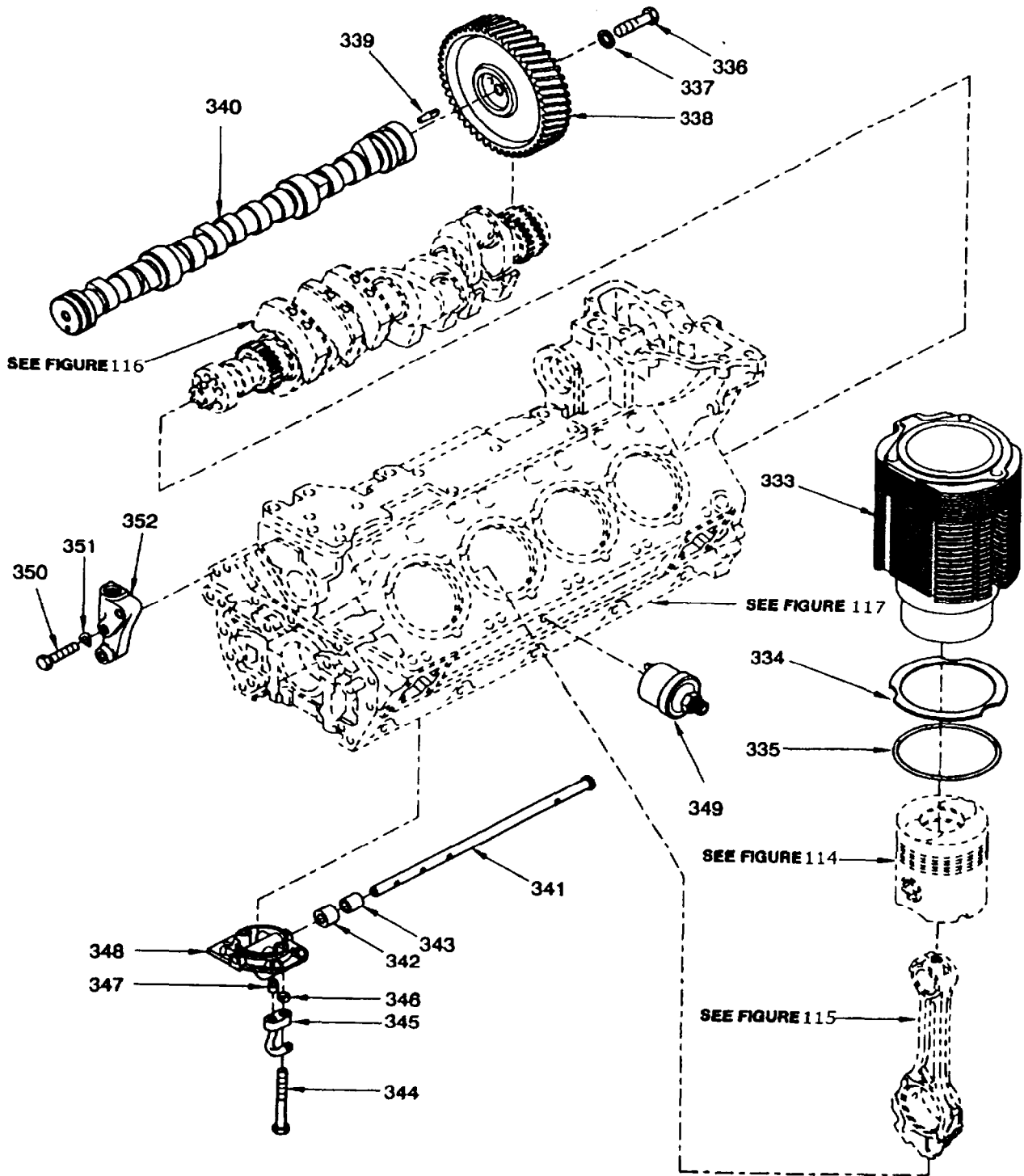


Figure 83. Engine Assembly
Sheet 17 Of 17

SECTION II

TM 9-6115-668-23P

(1) ILLUSTRATION		(2)	(3)	(4)	(5)	(6)	(7)
(a) FIG NO.	(b) ITEM NO.	SMR CODE	NATIONAL STOCK NUMBER	CAGEC	PART NUMBER	DESCRIPTION AND USABLE ON CODES (UOC)	QTY INC IN UNIT
						GROUP 1005 ENGINE ASSEMBLY, TYPE BF8L513	
83	1	XBFD		D0857	280.06.0068	ENGINE,TYPE BF8L513	1
83	1	PBFD	2815-12-346-6045	D0857	280.06.0073	ENGINE,DIESEL (REPLACEMENT ASSEMBLY)	1
83	2	PBFZ	5306-12-317-7937	D2689	0241 7150	BOLT,EYE FOR LIFTING OF ENGINE) (TO BE REMOVED AFTER INSTALLATION OF ENGINE)	1
83	3	PBFZ	5306-12-346-2178	D2689	0241 7148	BOLT,EYE FOR LIFTING OF ENGINE) (TO BE REMOVED AFTER INSTALLATION OF ENGINE)	1
83	4	XBFD		D2689	0414 7884	HOOD,REAR	1
83	5	PAFZ	5305-12-181-8168	D8286	DIN933-M8X18-8.8 -A4C	SCREW,CAP,HEXAGON HEAD	16
83	6	PAFZ	5310-12-142-8173	D8286	DIN137-B8-FST-A3 P	WASHER,SPRING TENSION	50
83	7	PAFZ	5365-12-165-6878	D2689	0121 4459	SPACER,SLEEVE	37
83	8	XBFD		D2689	0414 6836	HOOD,FRONT	1
83	9	XBFD		D2689	0241 5593	RUBBER,PROFILE	1
83	10	PAOZ	5310-01-238-8275	D8286	DIN934-M5-8-A4C	NUT,PLAIN,HEXAGON	2
83	11	PAOZ	5310-12-161-1274	D2689	0112 6725	WASHER,SPRING TENSION	2
83	12	PAOZ	5330-12-156-4781	D8286	DIN7603-A20X24-C U	GASKET	2
83	13	PAOZ	2920-12-162-8099	D2689	0117 2913	GLOW PLUG	1
83	14	PAOZ	5330-12-156-4597	D8286	DIN7603-A32X38-C U	GASKET	2
83	15	PAFZ	5306-01-266-7779	D8286	DIN933-M8X25-8.8 -A4C	BOLT,MACHINE	REF
83	16	PAFZ	5310-12-142-8173	D8286	DIN137-B8-FST-A3 P	WASHER,SPRING TENSION	REF
83	17	PAFZ	5365-12-165-6878	D2689	0121 4459	SPACER,SLEEVE	REF
83	18	PAFZ	2990-12-325-7482	D2689	0242 1562	GUARD,MUFFLER-EXHAUST	2
83	19	PAFZ	5310-12-330-5182	D2689	0418 5354	NUT,PLAIN,EXTENDED	REF
83	20	XBOZ		D2689	0117 2542	CAP	1
83	21	PAOZ	5310-01-238-8275	D8286	DIN934-M5-8-A4C	NUT,PLAIN,HEXAGON	4
83	22	PAOZ	5310-12-152-2034	D2689	0110 2796	WASHER,LOCK	4
83	23	PAOZ	5310-12-154-7886	D2689	0110 7095	WASHER,FLAT	7
83	24	XBOZ		D2689	0241 5948	COVER	1
83	25	PAOZ	3030-12-120-7989	D2689	0223 7477	BELT,V	2
83	26	PAOZ	3030-12-166-2453	D2689	0223 5258	BELTS,V,MATCHED SET	1
83	27	PAOZ	5310-12-138-3412	D2689	0111 3166	NUT,PLAIN,HEXAGON	1
83	28	PAOZ	5310-12-142-8163	D2689	0112 6727	WASHER,SPRING TENSION	1
83	29	PBOZ	3020-12-173-5383	D2689	0418 4272	PULLEY,GROOVE	1
83	30	PBOZ	2920-12-161-5546	D2689	0116 2875	FAN,CIRCULATING,SPE	1
83	31	PAOZ	5315-12-156-4671	D8286	DIN6888-4X5	KEY,WOODRUFF	1
83	32	PAOZ	5340-12-316-5926	D2689	0121 4710	CAP,PROTECTIVE,DUST AND MOISTURE SEAL	1
83	33	PAOZ	5325-12-345-8859	D2689	0117 1504	GROMMET,NONMETALLIC	1
83	34	PAOD	2920-12-314-0812	D8015	0120450015	GENERATOR,ENGINE AC CESSORY	1
83	35	XBFD		D2689	0242 1223	PLATE,SUPPORT	1
83	36	PAFZ	5306-01-266-7779	D8286	DIN933-M8X25-8.8 -A4C	BOLT,MACHINE	19
83	37	XBFD		D2689	0242 1236	PLATE,THREADED	1
83	38	PBFD		D2689	0414 9210	LUBRICATING OIL,ENGINE	1
83	39	PAFZ	5310-12-167-7147	D2689	0110 2659	NUT,PLAIN,HEXAGON	4
83	40	PAFZ	5310-12-142-8161	D8286	DIN137-B10-FST-A 3P	WASHER,SPRING TENSION	4
83	41	PAFZ	5365-12-177-2210	D2689	0112 4759	PLUG,MACHINE THREAD	2
83	42	PAFZ	5330-12-156-4529	D8286	DIN7603-A22X27-C U	GASKET	2

SECTION II

TM 9-6115-668-23P

(1) ILLUSTRATION		(2)	(3)	(4)	(5)	(6)	(7)
(a) FIG NO.	(b) ITEM NO.	SMR CODE	NATIONAL STOCK NUMBER	CAGEC	PART NUMBER	DESCRIPTION AND USABLE ON CODES (UOC)	QTY INC IN UNIT
83	43	XBFZZ		D2689	0111 0232	STUD	2
83	44	XBFZZ		D2689	0111 0253	STUD	2
83	45	PAFZZ	5331-12-166-1890	D2689	0116 9585	O-RING	3
83	46	PAFZZ	5305-12-309-7498	D2689	0112 2361	SCREW,CAP,SOCKET HEAD	2
83	47	PAFZZ	5310-12-142-8161	D8286	DIN137-B10-FST-A 3P	WASHER,SPRING TENSION	2
83	48	PAFZZ	2930-12-305-0422	D2689	0241 8057	COVER,LUBRICATING O	1
83	49	PAFZZ	2930-12-165-5366	D2689	0214 3294	ADAPTER	1
83	50	PAFZZ	5305-12-346-2179	D2689	0111 2286	SCREW,CAP,HEXAGON HEAD	3
83	51	PAFZZ	5310-12-142-8171	D2689	0112 6726	WASHER,SPRING TENSION	3
83	52	XBFZZ		D2689	0241 7071	HOUSING,THERMOSTAT	1
83	53	PAFZZ	5330-12-332-3679	D2689	0418 2508	GASKET	1
83	54	PAFZZ	6685-12-186-1578	D2689	0223 3215	THERMOSTAT,FLOW CONTROL	1
83	55	PAFZZ	5360-12-186-0899	D2689	0223 3217	SPRING,HELICAL,COMPRESSION	1
83	56	XBFZZ		D2689	0241 9461	RING,BLOWER	1
83	57	PAFZZ	5310-12-124-0565	D2689	0111 2813	NUT,PLAIN,HEXAGON	7
83	58	PAFZZ	5310-12-142-8171	D2689	0112 6726	WASHER,SPRING TENSION	7
83	59	PAFZZ	5310-12-176-2267	D2689	0121 4957	WASHER,FLAT	7
83	60	PAFZZ	5305-12-309-7506	D2689	0110 3316	SCREW,CAP,HEXAGON HEAD	7
83	61	XBFZZ		D2689	0241 9468	GASKET	1
83	62	XBFZZ		D2689	0241 9470	GASKET	1
83	63	PAFZZ	4730-12-189-4090	D2689	0111 9246	BOLT,FLUID PASSAGE	1
83	64	PAFZZ	5330-12-156-4522	D8286	DIN7603-A14X18-C U	GASKET	2
83	65	PAFZZ	4730-12-315-0821	D2689	0414 5934	CONNECTOR,MULTIPLE, FLUID	1
83	66	PAFZZ	5340-12-346-0141	D2689	0117 5806	CLAMP,LOOP	1
83	67	PAFZZ	4710-12-346-0814	D2689	0242 5740	TUBE ASSEMBLY,METALLIC	1
83	68	PAFZZ	5310-12-149-4353	D2689	0110 7101	WASHER,FLAT	1
83	69	PAFZZ	4710-12-315-2034	D2689	0214 9488	TUBE,METALLIC	1
83	70	PAFZZ	5331-12-312-5446	D2689	0117 6152	O-RING	2
83	71	PAFZZ	5310-12-156-4996	D2689	0112 7085	NUT,PLAIN,HEXAGON	2
83	72	PAFZZ	5310-12-142-8161	D8286	DIN137-B10-FST-A 3P	WASHER,SPRING TENSION	3
83	73	XBFZZ		D2689	0418 0474	BRACKET BREATHER	1
83	74	PAFZZ	5365-12-316-7044	D2689	0224 3287	SPACER,SLEEVE	2
83	75	PAFZZ	5315-12-196-0579	D2689	0241 2876	KEY,MACHINE	V
83	76	XBFZZ		D2689	0113 9536	STUD	2
83	77	PAFZZ		D2689	0112 5600	SCREW,CAP,HEXAGON HEAD	1
83	78	PAFZZ	5310-12-141-8257	D2689	0331 4069	WASHER,CONVEX	1
83	79	PAFZZ	5340-12-310-4702	D2689	0242 2730	BAND,RETAINING	1
83	80	PAFZZ	5310-12-124-0565	D2689	0111 2813	NUT,PLAIN,HEXAGON	2
83	81	PAFZZ	5310-12-142-8171	D2689	0112 6726	WASHER,SPRING TENSION	REF
83	82	PAFZZ	5310-12-123-1211	D2689	0337 0359	WASHER,FLAT	2
83	83	PAFZZ	5305-12-346-2180	D2689	0111 2276	SCREW,CAP,HEXAGON HEAD	2
83	84	PAFZZ	5365-12-183-9809	D2689	0240 7383	SPACER,SLEEVE	2
83	85	XBFZZ		D2689	0242 6646	CHANNEL,AIR REVERSING	1
83	86	PAFZZ	2815-12-346-0966	D2689	0242 0889	BAFFLE,AIRFLOW,DIESEL	1
83	87	PAFZZ	5310-12-144-6214	D2689	0111 2824	NUT,PLAIN,HEXAGON	3
83	88	PAFZZ	5305-12-181-8175	D2689	0112 6918	SCREW,CAP,SOCKET HEAD	2
83	89	PAFZZ	5305-12-179-5327	D2689	0111 2326	SCREW,CAP,HEXAGON HEAD	2
83	90	XBFZZ		D2689	0242 1335	RETAINER,ANGLED	1
83	91	PAFZZ	5305-12-346-2051	D2689	0113 9928	SCREW,CAP,SOCKET HEAD	1
83	92	PAFZZ	5330-12-345-6679	D2689	0117 4494	GASKET	1
83	93	PAFZZ	5975-12-334-1325	D2689	0139 5055	STRAP,TIEDOWN,ELECTRICAL COMPONENTS	V
83	93A	PAFZZ	5340-12-346-0167	D2689	0117 6435	BAND,RETAINING	V
83	94	PAFZZ		D2689	0108 8859	STRAP	15
83	95	PAFZZ	5340-12-325-1206	D2689	0224 9331	BRACKET,ANGLE	3
83	96	PAFZZ	5305-12-181-8158	D2689	0110 3999	SCREW,CAP,HEXAGON HEAD	3
83	97	PAFZZ	5310-12-178-2567	D2689	0110 7089	WASHER,FLAT	4
83	98	PAFZZ	5325-12-346-0916	D2689	0419 0731	GROMMET,NONMETALLIC	1
83	99	PAFZZ	5340-12-143-4853	D2689	0117 4587	CLAMP,LOOP	7

SECTION II

TM 9-6115-668-23P

(1) ILLUSTRATION		(2)	(3)	(4)	(5)	(6)	(7)
(a) FIG NO.	(b) ITEM NO.	SMR CODE	NATIONAL STOCK NUMBER	CAGEC	PART NUMBER	DESCRIPTION AND USABLE ON CODES (UOC)	QTY INC IN UNIT
83	100	PAFZZ	5340-12-143-4850	D2689	0117 5776	CLAMP,LOOP	2
83	101	PBFZZ	4710-12-326-6089	D2689	0418 4194	TUBE ASSEMBLY,METAL CYLINDER 1	1
83	102	PBFZZ	4710-12-326-6090	D2689	0418 4196	TUBE ASSEMBLY,METAL CYLINDER 2	1
83	103	PBFZZ	4710-12-326-6091	D2689	0418 4198	TUBE ASSEMBLY,METAL CYLINDER 3	1
83	104	PBFZZ	4710-12-326-6092	D2689	0418 4200	TUBE ASSEMBLY,METAL CYLINDER 4	1
83	105	PBFZZ	4710-12-326-6086	D2689	0418 4202	TUBE ASSEMBLY,METAL CYLINDER 5	1
83	106	PBFZZ	4710-12-327-0756	D2689	0418 4204	TUBE ASSEMBLY,METAL CYLINDER 6	1
83	107	PBFZZ	4710-12-326-6087	D2689	0418 4206	TUBE ASSEMBLY,METAL CYLINDER 7	1
83	108	PBFZZ	4710-12-326-6088	D2689	0418 4208	TUBE ASSEMBLY,METAL CYLINDER 8	1
83	109	PAFZZ	4730-12-140-3543	D2689	0121 2661	BOLT,FLUID PASSAGE	6
83	110	PAFZZ	4730-12-326-6102	D2689	0117 8622	BOLT,FLUID PASSAGE	2
83	111	PAFZZ	5330-12-156-5014	D8286	DIN7603-A8X11,5- CU	GASKET	18
83	112	PBFZZ	4710-12-176-2647	D2689	0214 5369	TUBE ASSEMBLY,METAL	2
83	113	PBFZZ	4710-12-318-5752	D2689	0242 1094	TUBE ASSEMBLY,METAL	1
83	114	PAFZZ	5325-12-304-8670	D2689	0241 9074	GROMMET,NONMETALLIC	1
83	115	PBFZZ	4710-12-318-5514	D2689	0418 8192	TUBE ASSEMBLY,METAL	1
83	116	PAFZZ	4730-12-345-8508	D2689	0114 3481	ADAPTER,STRAIGHT,TUBE TO BOSS	2
83	117	PAFZZ	5330-12-156-4518	D2689	0111 8664	GASKET	2
83	118	PBFZZ	4710-12-345-8499	D2689	0418 6220	TUBE ASSEMBLY,METAL	1
83	119	PAFZZ	4730-12-345-8509	D2689	0114 3483	TEE,TUBE	1
83	120	PBFZZ		D2689	0418 9430	TUBE ASSEMBLY,METAL,LH	1
83	121	PBFZZ	4710-12-345-8500	D2689	0418 9436	TUBE ASSEMBLY,METAL,RH	1
83	122	PAFZZ	5325-12-304-8669	D2689	0241 9117	GROMMET,NONMETALLIC	2
83	123	PBFZZ	4710-12-345-8501	D2689	0242 3369	TUBE ASSEMBLY,METAL	1
83	124	PAFZZ	5325-12-304-8671	D2689	0241 9071	GROMMET,NONMETALLIC	4
83	125	PAFZZ	4730-12-141-2855	D2689	0113 8290	ADAPTER,STRAIGHT,TUBE TO BOSS	1
83	126	PAFZZ	5330-12-156-4522	D8286	DIN7603-A14X18-C U	GASKET	6
83	127	PAFZZ	4730-12-189-4090	D2689	0111 9246	BOLT,FLUID PASSAGE	2
83	128	PAFZZ	4730-12-176-1135	D2689	0241 6146	CONNECTOR,MULTIPLE,FLUID	2
83	129	PAFZZ	4710-12-345-8510	D2689	0242 3373	TUBE ASSEMBLY,METAL	1
83	130	PAFZZ	5365-12-315-2033	D2689	0117 5542	SPACER,SLEEVE	4
83	131	PAFZZ	5340-12-315-0665	D2689	0117 5535	CLAMP,LOOP	5
83	132	PAFZZ	5305-12-309-7506	D2689	0110 3316	SCREW,CAP,HEXAGON HEAD	5
83	133	PAFZZ	5305-12-182-4968	D2689	0111 2307	SCREW,CAP,HEXAGON HEAD	1
83	134	XBFZZ		D2689	0242 3357	BRACKET	1
83	135	XBFZZ		D2689	0242 3356	BRACKET	1
83	136	PBFZZ	4710-12-345-8502	D2689	0242 3375	TUBE ASSEMBLY,METAL	1
83	137	PAFZZ	4730-12-315-0818	D2689	0414 3951	ADAPTER,STRAIGHT,TUBE TO BOSS	1
83	138	PBFZZ	4710-12-345-8503	D2689	0242 3371	TUBE ASSEMBLY,METAL	1
83	139	XBFZZ		D2689	0418 6173	BAR,RAIL,REAR,LH	1
83	140	PAFZZ	5305-12-181-8169	D2689	0111 2322	SCREW,CAP,HEXAGON HEAD	1
83	141	PAFZZ	5305-12-309-7506	D2689	0110 3316	SCREW,CAP,HEXAGON HEAD	1
83	142	PAFZZ	5310-12-142-8171	D2689	0112 6726	WASHER,SPRING TENSION	1
83	143	PAFZZ	5340-12-165-7852	D2689	0336 2076	SEAT,HELICAL COMPRESSION SPRING	1
83	144	XBFZZ		D2689	0414 8438	AIR GUIDE,COOLING AIR DUCT,FRONT, LH	1
83	145	XBFZZ		D2689	0418 5445	BAR,RAIL,REAR,RH	1
83	146	PAFZZ	5305-12-181-8160	D2689	0111 0577	SCREW,CAP,SOCKET HEAD	4
83	147	XBFZZ		D2689	0418 6199	BAR,RAIL,TOP,LH	1
83	148	XBFZZ		D2689	0418 6198	BAR,RAIL,TOP,RH	1
83	149	PAFZZ	5305-12-170-5648	D2689	0111 1179	SCREW,CAP,HEXAGON HEAD	8
83	150	PAFZZ	5330-12-166-1888	D2689	0241 1519	PACKING,PREFORMED	8
83	151	PBFZZ	5330-12-304-7689	D2689	0117 4733	O-RING	8
83	152	PBFZZ	2815-12-165-7681	D2689	0414 6263	COVER,ENGINE POPPET	8
83	153	PAFZZ	5330-12-166-4117	D2689	0414 7308	GASKET	8
83	154	PAFZZ	5340-12-165-2879	D2689	0240 5859	CLAMP,LOOP	8
83	155	PBFZZ	4710-12-176-0760	D2689	0214 4859	TUBE ASSEMBLY,METAL	8
83	156	PAFZZ	5330-12-315-0949	D2689	0117 6597	O-RING	8
83	157	PAFZZ	5330-12-314-3850	D2689	0418 3184	PACKING,PREFORMED	8

SECTION II

TM 9-6115-668-23P

(1) ILLUSTRATION		(2)	(3)	(4)	(5)	(6)	(7)
(a) FIG NO.	(b) ITEM NO.	SMR CODE	NATIONAL STOCK NUMBER	CAGEC	PART NUMBER	DESCRIPTION AND USABLE ON CODES (UOC)	QTY INC IN UNIT
83	158	PAFZZ	6685-12-328-3357	D2689	0117 7068	TRANSMITTER,TEMPERATURE, ELECTRICAL RESISTANCE(AT CYLINDER 1 AND 6 ONLY)	2
83	159	PAFZZ	5930-12-319-5199	D2689	0117 4555	SWITCH,THERMOSTATIC(AT CYLINDER 6 ONLY)	2
83	160	PAFZZ	5305-12-346-2052	D2689	0111 2402	SCREW,CAP,HEXAGON HEAD (AT CYLINDER 2 AND 7 ONLY)	2
83	161	PAFZZ	5310-12-156-5471	D8286	DIN125-A10,5-140 HV-A3P	WASHER,FLAT (AT CYLINDER 2 AND 7 ONLY)	2
83	162	PAFZZ	5305-12-346-2181	D2689	0111 2317	SCREW,CAP,HEXAGON H EAD (AT CYLINDER 2 AND 7 ONLY)	2
83	163	PAFZZ	5310-12-149-4353	D2689	0110 7101	WASHER,FLAT (AT CYLINDER 2 AND 7 ONLY)	2
83	164	PAFZZ	6150-12-346-2338	D2689	0419 0833	LEAD,ELECTRICAL (AT CYLINDER 2 AND 7 ONLY)	2
83	165	PAFZZ	5310-12-156-4996	D2689	0112 7085	NUT,PLAIN,HEXAGON	8
83	166	PAFZZ	5340-12-315-0669	D2689	0242 3533	BRACKET,MOUNTING	16
83	167	PAFZZ	2910-12-166-8641	D2689	0240 3991	ADAPTER	8
83	168	PAFZZ	5331-12-163-4885	D2689	0117 0540	O-RING	8
83	169	PAFZZ	5330-12-157-9409	D2689	0240 3867	GASKET	8
83	170	PADZZ	2915-12-319-0560	D2689	0414 3813	NOZZLE,FUEL INJECTION	8
83	171	PAFZZ	5305-12-157-6930	D2689	0240 6592	SCREW,EXTERNALLY RELIEVED BODY	24
83	172	PAFZZ	2815-12-165-1855	D2689	0240 6634	WASHER,FLAT,SPECIAL	8
83	173	PAFZZ	2815-12-175-9298	D2689	0214 3597	WASHER,FLAT,SPECIAL	16
83	174	PBFZZ	5365-12-310-6546	D2689	0242 2956	SPACER,RING YELLOW,2.75MM THICKNESS (SELECT CORRECT THICKNESS OF SHIM DURING INSTALLATION)	8
83	174	PBFZZ	5365-12-310-6547	D2689	0242 2957	SPACER,RING ORANGE2.60MM THICKNESS (SELECTING PART)	V
83	174	PBFZZ	5365-12-310-6548	D2689	0242 2958	SPACER,RING RED,2.45MM THICKNESS (SELECTING PART)	V
83	174	PBFZZ	5365-12-310-6549	D2689	0242 2959	SPACER,RING BROWN,2.30MM THICKNESS (SELECTING PART)	V
83	174	PBFZZ	5365-12-310-6550	D2689	0242 2955	SPACER,RING GREEN,2.90MM THICKNESS (SELECTING PART)	V
83	174	PBFZZ	5365-12-310-6551	D2689	0242 2954	SPACER,RING BLUE,3.05MM THICKNESS (SELECTING PART)	V
83	175	XBFZZ		D2689	0336 2069	PLATE,RETAINING	12
83	176	XBFZZ		D2689	0337 0595	BRACKET	12
83	177	XBFZZ		D2689	0241 5408	BAFFLE	6
83	178	PAOZZ	6680-12-345-7278	D2689	0117 5983	GAGE ROD,LIQUID LEVEL	1
83	179	PAOZZ	5330-12-123-0823	D2689	0336 5039	GASKET	1
83	180	XBOZZ	5340-12-165-2879	D2689	0240 5859	CLAMP,LOOP	1
83	181	PAOZZ	4710-12-329-0213	D2689	0241 1344	TUBE,BENT,METALLIC	1
83	182	PAOZZ	4730-12-315-0806	D2689	0240 9121	ADAPTER,STRAIGHT,TUBE TO BOSS	1
83	183	PAOZZ	5330-12-156-4523	D8286	DIN7603-A14X20-C U	GASKET	1
83	184	PAFZZ	4810-12-346-1190	D2689	0117 8986	VALVE,SOLENOID FUEL TO FLAME GLOW PLUGS)	1
83	185	PAFZZ	5305-12-181-9131	D2689	0111 2240	SCREW,CAP,HEXAGON HEAD	2
83	186	PAFZZ	5310-12-142-8171	D2689	0112 6726	WASHER,SPRING TENSION	2
83	187	PAFZZ	5305-12-182-4968	D2689	0111 2307	SCREW,CAP,HEXAGON HEAD	2
83	188	XBFZZ		D2689	0242 3170	BRACKET	1
83	189	PAFZZ	4730-12-158-8862	D2689	0111 9237	BOLT,FLUID PASSAGE	3
83	190	PAFZZ	5330-12-156-4518	D8286	DIN7603-A10X14-C U	GASKET	6
83	191	PBFZZ	4710-12-345-8504	D2689	0414 1663	TUBE ASSEMBLY,METAL	1
83	192	PAFZZ	5331-12-166-5568	D2689	0116 9577	O-RING	1
83	193	PBFZZ	4710-12-345-8505	D2689	0418 9501	TUBE ASSEMBLY,METAL	1
83	194	PAFZZ	4730-12-345-8511	D2689	0418 9275	ADAPTER,STRAIGHT,TUBE TO BOSS	1
83	195	PAFZZ	5330-12-156-4522	D8286	DIN7603-A14X18-C U	GASKET	1

SECTION II

TM 9-6115-668-23P

(1) ILLUSTRATION		(2) SMR CODE	(3) NATIONAL STOCK NUMBER	(4) CAGEC	(5) PART NUMBER	(6) DESCRIPTION AND USABLE ON CODES (UOC)	(7) QTY IN UNIT
(a) FIG NO.	(b) ITEM NO.						
83	196	PAFDD	2910-12-346-1273	D2689	0418 9268	PUMP,FUEL,METERING	1
83	197	PAFZZ	5305-12-346-2182	D2689	0111 2375	SCREW,CAP,HEXAGON HEAD	1
83	198	PAFZZ	5305-12-346-2183	D2689	0114 4122	SCREW,CAP,HEXAGON HEAD	1
83	199	PAFZZ	5305-12-181-8454	D2689	0111 1174	SCREW,CAP,HEXAGON HEAD	2
83	200	PAFZZ		D2689	0414 2025	SLEEVE,CENTERING	2
83	201	PAFZZ	2910-12-312-1559	D2689	0414 8684	PUMP,FUEL,CAM ACTUATED	1
83	202	PAFZZ	5330-12-167-2373	D2689	0415 7256	GASKET	1
83	203	XBFZZ		D2689	0418 9396	BRACKET	1
83	204	XBFZZ		D2689	0418 9394	BRACKET	1
83	205	PBFZZ	5360-12-346-3319	D0857	095.06.008	SPRING,FLAT,SPECIAL	1
83	206	PAFZZ	5315-12-346-0226	D2689	0110 5102	PIN,STRAIGHT,HEADLE	1
83	207	PAFZZ	5340-12-123-1160	D2689	0337 0133	BUMPER,NONMETALLIC	4
83	208	PAFZZ	5365-12-124-1048	D2689	0111 8998	PLUG,MACHINE THREAD	1
83	209	PAFZZ	5330-12-156-4806	D8286	DIN7603-A10X13,5 -CU	GASKET	1
83	210	PAFZZ	5305-12-179-5322	D2689	0111 2461	SCREW,CAP,HEXAGON HEAD	1
83	211	PAFZZ	5305-12-179-6156	D2689	0111 2447	SCREW,CAP,HEXAGON HEAD	2
83	212	PAFZZ	5310-12-142-8161	D8286	DIN137-B10-FST-A 3P	WASHER,SPRING TENSION	3
83	213	PAFZZ	2815-12-150-1889	D2689	0336 1749	SLEEVE,CENTERING	2
83	214	PAFZZ	5331-12-166-1894	D2689	0116 4493	O-RING	3
83	215	PAFZZ	5331-12-317-4381	D2689	0117 0541	O-RING	1
83	216	PAFZZ	5310-12-144-6214	D2689	0111 2824	NUT,PLAIN,HEXAGON	8
83	217	PAFZZ	5310-12-151-4627	D2689	0110 2799	WASHER,LOCK	8
83	218	PAFZZ	5310-12-176-6780	D2689	0240 6395	WASHER,FLAT	16
83	219	PAFZZ	5310-12-149-4353	D2689	0110 7101	WASHER,FLAT 1.6MM THICKNESS (SELECTING PART)	V
83	219	PAFZZ	5310-12-176-6780	D2689	0240 6395	WASHER,FLAT 2.5MM THICKNESS (SELECTING PART)	V
83	219	PAFZZ	5310-12-176-2269	D2689	0121 6108	WASHER,FLAT 1.00MM THICKNESS (SELECTING PART)	V
83	219	PAFZZ	5310-12-167-0699	D2689	0121 5748	WASHER,FLAT 0.5MM THICKNESS (SELECT CORRECT THICKNESS AT INSTALLATION	V
83	220	PAFZZ	5305-12-179-5327	D2689	0111 2326	SCREW,CAP,HEXAGON H EAD	6
83	221	PAFZZ	2910-12-176-3673	D2689	0213 1436	PLATE,INTERMEDIATE, INJECTION	6
83	222	XBFZZ		D2689	0214 3188	SHAFT,INTERMEDIATE	1
83	223	PAFZZ	5305-12-181-8173	D2689	0111 2429	SCREW,CAP,HEXAGON H	2
83	224	PAFZZ	5305-12-346-2053	D2689	0111 1315	SCREW,CAP,HEXAGON HEAD	2
83	225	PAFZZ	5310-12-142-8161	D8286	DIN137-B10-FST-A 3P	WASHER,SPRING TENSION	4
83	226	XBFZZ		D2689	0418 3827	BRACKET,INJECTION PUMP	1
83	227	PAFZZ	2815-12-150-1889	D2689	0336 1749	SLEEVE,CENTERING	4
83	228	PAFZZ	5305-14-499-0978	FZZZ9	NOREF144990978	SCREW	2
83	229	PAFZZ	5305-12-345-7556	D2689	0111 2439	SCREW,CAP,HEXAGON HEAD	3
83	230	PAFZZ	5310-12-142-8161	D8286	DIN137-B10-FST-A 3P	WASHER,SPRING TENSION	3
83	231	XBFZZ		D2689	0414 5968	BRACKET,ACTUATOR	1
83	232	PAFZZ	5331-12-166-1887	D2689	0116 3618	O-RING	1
83	233	PAFZZ	5330-12-339-2689	D2689	0414 8959	SEAL,PLAIN ENCASED	1
83	234	PAFZZ	3120-12-339-3101	D2689	0414 6009	BEARING,SLEEVE	1
83	235	XBFZZ		D2689	0214 9023	COVER	1
83	236	PAFZZ	3120-12-176-5876	D2689	0214 8976	BEARING,SLEEVE	1
83	237	PAFZZ	5331-12-165-2870	D2689	0116 6089	O-RING	1
83	238	PAFZZ	4730-12-124-1063	D2689	0111 9050	NUT,TUBE COUPLING	1
83	239	PAFZZ	2815-12-147-6185	D2689	0337 0861	SOCKET	1
83	240	PAFZZ	5305-12-181-8164	D2689	0111 2264	SCREW,CAP,HEXAGON HEAD	4
83	241	PAFZZ	5310-12-142-8171	D2689	0112 6726	WASHER,SPRING TENSION	4
83	242	PAFZZ	2990-12-165-1672	D2689	0240 3496	LID,COVER	1
83	243	PAFZZ	5315-12-333-7755	D2689	0418 4745	PIN,SHOULDER,HEADLESS	1
83	244	PAFZZ	5330-12-156-4519	D8286	DIN7603-A10X16-C U	GASKET	1

SECTION II

TM 9-6115-668-23P

(1) ILLUSTRATION		(2) SMR CODE	(3) NATIONAL STOCK NUMBER	(4) CAGEC	(5) PART NUMBER	(6) DESCRIPTION AND USABLE ON CODES (UOC)	(7) QTY IN IN UNIT
(a) FIG NO.	(b) ITEM NO.						
83	245	PAFZZ	5330-12-166-1896	D2689	0117 2559	SEAL,PLAIN	1
83	246	PAODD	2920-12-344-0101	D2689	0117 9133	STARTER,ENGINE,ELECTRICAL	1
83	247	PAOZZ	5310-12-167-7147	D2689	0110 2659	NUT,PLAIN,HEXAGON	3
83	248	PAOZZ	5310-12-142-8161	D8286	DIN137-B10-FST-A 3P	WASHER,SPRING TENSION	3
83	249	PAOZZ	5310-12-156-5471	D8286	DIN125-A10,5-140 HV-A3P	WASHER,FLAT	3
83	250	PAOZZ	5331-12-346-1088	D2689	0117 7147	O-RING	1
83	251	PAFZZ	5307-12-182-4219	D2689	0110 3255	STUD,PLAIN	3
83	252	PAOZZ	2940-12-186-7181	D2689	0117 4420	FILTER ELEMENT,FLUID	1
83	253	PAFZZ		D8286	DIN933-M12X45-8. 8-A4C	BOLT,MACHINE	8
83	254	XBFZZ		D2689	0216 9511	PLATE,ANGLE	2
83	255	PAFZZ	5305-12-346-2054	D2689	0113 7482	SCREW,CAP,SOCKET HEAD	6
83	256	XBFZZ		D2689	0418 4432	PULLEY,BELT	1
83	257	XBFZZ		D2689	0242 4522	DAMPER,VIBRATION	1
83	258	PAOZZ	6685-12-328-3358	D2689	0224 9023	TRANSMITTER,TEMPERATURE	1
83	259	PAOZZ	5330-12-156-4522	D8286	DIN7603-A14X18-C U	GASKET	2
83	260	PAOZZ	5305-12-346-1744	D2689	0110 1405	SCREW,CAP,SOCKET HEAD	2
83	261	PAOZZ	5310-12-315-1738	D2689	0121 6121	WASHER,FLAT	2
83	262	XBOZZ		D2689	0418 9649	VALVE,SOLENOID	1
83	263	PAOZZ	5331-12-310-5007	D2689	0117 4152	O-RING	1
83	264	PAOZZ	5365-12-131-3507	D8286	DIN908-M30X1,5-S T	PLUG,MACHINE THREAD	1
83	265	PAOZZ	5330-12-156-4531	D8286	DIN7603-A30X36-C U	GASKET	2
83	266	PAOZZ	5365-12-131-3637	D8286	DIN908-M14X1,5-S T	PLUG,MACHINE THREAD	1
83	267	PAOZZ	4730-12-325-8797	D2689	0414 6958	ADAPTER,STRAIGHT,TUBE TO BOSS	1
83	268	PAFZZ	5310-12-167-7147	D2689	0110 2659	NUT,PLAIN,HEXAGON	3
83	269	PAFZZ	5310-12-142-8161	D8286	DIN137-B10-FST-A 3P	WASHER,SPRING TENSION	3
83	270	XBFZZ		D2689	0418 6559	BRACKET,OIL FILTER	1
83	271	PAFZZ	5330-12-177-4583	D2689	0241 8094	SEAL,NONMETALLIC ROUND SECTION	1
83	272	PAFZZ	5307-12-346-2184	D2689	0111 0242	STUD,PLAIN	3
83	273	PAOZZ	5305-12-182-4957	D2689	0110 1142	SCREW,CAP,HEXAGON HEAD	2
83	274	PAOZZ	5310-12-142-8161	D8286	DIN137-B10-FST-A 3P	WASHER,SPRING TENSION	7
83	275	PAOZZ	5310-12-176-2262	D2689	0121 6110	WASHER,FLAT	1
83	276	PAOZZ	5310-12-186-3430	D2689	0121 5749	WASHER,FLAT	1
83	277	PAOZZ	5305-12-156-4872	D2689	0111-2418	SCREW,CAP,HEXAGON HEAD	1
83	278	XBOZZ		D2689	0216 2601	CLIP	1
83	279	PAOZZ	5305-12-179-6156	D2689	0111 2447	SCREW,CAP,HEXAGON HEAD	4
83	280	PAOZZ	5365-12-346-0917	D2689	0334 8580	SPACER,SLEEVE	4
83	281	XBOZZ		D2689	0241 0334	BRACKET,GENERATOR	1
83	282	PAFZZ	5340-12-165-7848	D2689	0116 1978	PLUG,PROTECTIVE,DUST AND MOISTURE SEAL	2
83	283	PADZZ	5310-12-170-1310	D2689	0113 6452	NUT,SELF-LOCKING,HE	1
83	284	PADZZ	5365-12-317-4939	D2689	0241 8242	SPACER,SLEEVE	1
83	285	PADZZ	5305-12-305-0647	D2689	0241 7632	SETSCREW	1
83	286	XBFZZ		D2689	0241 2993	COVER	1
83	287	PAFZZ	5330-12-123-0828	D2689	0242 5131	GASKET	1
83	288	PAFZZ	5305-12-181-8457	D2689	0111 1200	SCREW,CAP,HEXAGON HEAD	1
83	289	PAFZZ	5305-12-183-9123	D2689	0112 2397	SCREW,CAP,HEXAGON HEAD	1
83	290	PAFZZ	5330-12-166-1888	D2689	0241 1519	PACKING,PREFORMED	2
83	291	PAFZZ	5331-12-166-5568	D2689	0116 9577	O-RING	2
83	292	PAFZZ	2815-12-346-0967	D2689	0242 0852	ADAPTER,INTAKE MANIFOLD,DIESEL	1
83	293	PAFZZ	5330-12-339-2461	D2689	0418 5032	SEAL,NONMETALLIC ROUND SECTION	1
83	294	PAFZZ	5330-12-165-8331	D2689	0336 1699	SEAL,NONMETALLIC ROUND SECTION	1
83	295	PAFZZ	5330-12-310-5004	D2689	0242 1819	SEAL,PLAIN ENCASED	1
83	296	PAFZZ	5365-12-188-5166	D2689	0113 7743	PLUG,MACHINE THREAD	1

SECTION II

TM 9-6115-668-23P

(1) ILLUSTRATION		(2)	(3)	(4)	(5)	(6)	(7)
(a) FIG NO.	(b) ITEM NO.	SMR CODE	NATIONAL STOCK NUMBER	CAGEC	PART NUMBER	DESCRIPTION AND USABLE ON CODES (UOC)	QTY IN UNIT
83	297	PAFZZ	5330-12-156-4523	D8286	DIN7603-A14X20-C U	GASKET	1
83	298	PAFZZ	5305-12-346-2185	D2689	0111 1211	SCREW,CAP,HEXAGON HEAD	9
83	299	XBFZZ		D2689	0242 0995	CARRIER,BLOWER	1
83	300	PAFZZ	5330-12-162-9718	D2689	0336 1393	GASKET	1
83	301	PAFZZ	5331-12-143-8120	D2689	0116 6045	O-RING	1
83	302	PADZZ	5315-12-124-0025	D2689	0110 5180	PIN,STRAIGHT,HEADLESS	2
83	303	PADZZ	4730-12-140-3543	D2689	0121 2661	BOLT,FLUID PASSAGE	2
83	304	PADZZ	5330-12-156-5014	D8286	DIN7603-A8X11,5- CU	GASKET	4
83	305	XBDZZ		D2689	0336 1697	LINE,LUBRICATION OIL	1
83	306	PADZZ	5305-12-346-2339	D2689	0110 4580	SCREW,CAP,HEXAGON HEAD	1
83	307	PADZZ	5305-12-346-2186	D2689	0110 1588	SCREW,CAP,HEXAGON HEAD	1
83	308	PADZZ	5310-12-176-2258	D2689	0241 7519	WASHER,FLAT	2
83	309	XBDZZ		D2689	0242 0997	BAFFLE,COOLING AIR	1
83	310	PADZZ	5365-12-315-1743	D2689	0241 7579	SPACER,SLEEVE	1
83	311	PADZZ	5365-12-143-3736	D2689	0111 8964	PLUG,MACHINE THREAD	1
83	312	PADZZ	5330-12-156-4524	D8286	DIN7603-A16X20-C U	GASKET	1
83	313	PADZZ	5305-12-179-5319	D2689	0110 3941	SCREW,CAP,HEXAGON HEAD	2
83	314	XBDZZ		D2689	0414 3645	OIL PUMP,PRESSURE	1
83	315	PADZZ	5305-12-181-8452	D2689	0110 3532	SCREW,CAP,HEXAGON HEAD	2
83	316	XBDZZ		D2689	0414 3639	PUMP,REAR	1
83	317	PAFZZ	5306-12-332-4107	D2689	0117 8546	BOLT,MACHINE	8
83	318	XBFZZ		D2689	0419 3269	FLYWHEEL	1
83	319	XBFZZ		D2689	0224 7911	GEAR RIM	1
83	320	PAFZZ	5315-12-126-7324	D2689	0111 5466	PIN,SPRING	1
83	321	PAFZZ	3930-14-499-0975	F5878	0110 2193	O5S TETE CYL	2
83	322	XBFZZ		D2689	0224 7670	COVER	1
83	323	PAFZZ	5340-12-315-1442	D2689	0224 7671	COVER,ACCESS	1
83	324	PAFZZ	5305-12-181-8176	D2689	0113 6443	SCREW,CAP,SOCKET HEAD	7
83	325	PAFZZ	5305-12-181-8161	D2689	0111 0799	SCREW,CAP,SOCKET HEAD	3
83	326	XBFZZ		D2689	0224 7067	HOUSING,CONNECTION	1
83	327	PAFZZ	5305-12-181-8171	D2689	0111 2336	SCREW,CAP,HEXAGON HEAD	8
83	328	PAFZZ	5330-12-156-4517	D8286	DIN7603-A8X14-CU	GASKET	8
83	329	PAFZZ	5315-12-165-2868	D2689	0336 1375	PIN,SPRING	2
83	330	PAFZZ	5330-12-310-5005	D2689	0242 1820	SEAL,PLAIN ENCASED	1
83	331	XBFZZ		D2689	0241 3922	COVER,REAR END	1
83	332	PAFZZ	5330-12-330-7069	D2689	0418 2569	GASKET	1
83	333	XBDZZ		D2689	0418 4590	CYLINDER	8
83	334	PADZZ	5365-12-330-3976	D2689	0418 3249	SPACER,RING 0.5MM THICKNESS (SELECT CORRECT THICKNESS AT INSTALLATION	8
83	334	PADZZ	5365-12-330-3977	D2689	0418 3250	SPACER,RING 0.7MM THICKNESS (SELECTING PART)	8
83	334	PADZZ	5365-12-330-3978	D2689	0418 3251	SPACER,RING 1.0MM THICKNESS (SELECTING PART)	8
83	334	PADZZ	5365-12-334-3675	D2689	0414 8972	SPACER,RING 1.5MM THICKNESS (SELECTING PART)	8
83	335	PADZZ	5331-12-325-7905	D2689	0117 5789	O-RING	8
83	336	PADZZ	5305-12-346-2055	D2689	0114 3210	SCREW,CAP,HEXAGON HEAD	1
83	337	PADZZ	5310-12-165-2024	D2689	0121 6107	WASHER,FLAT	1
83	338	XBDZZ		D2689	0241 7565	GEAR,TOOTHED	1
83	339	PADZZ	5315-12-345-8668	D2689	0111 5263	PIN,GROOVED,HEADLESS	1
83	340	XBDZZ		D2689	0418 2691	CAMSHAFT	1
83	341	PADZZ	4710-12-346-1269	D2689	0418 9355	TUBE ASSEMBLY,METAL	1
83	342	PADZZ	3120-12-346-0918	D2689	0418 9287	BUSHING,SLEEVE	1
83	343	PADZZ	4720-12-345-8512	D2689	0418 9288	HOSE,PREFORMED	1
83	344	PADZZ	5305-12-346-2056	D2689	0113 7522	SCREW,CAP,HEXAGON HEAD	8
83	345	XBDZZ		D2689	0418 6549	NOZZLE,PISTON COOLING	8
83	346	PADZZ	2815-12-150-1889	D2689	0336 1749	SLEEVE,CENTERING	8
83	347	XBDZZ		D2689	0336 1348	VALVE	8

SECTION II

TM 9-6115-668-23P

(1) ILLUSTRATION		(2)	(3)	(4)	(5)	(6)	(7)
(a) FIG NO.	(b) ITEM NO.	SMR CODE	NATIONAL STOCK NUMBER	CAGEC	PART NUMBER	DESCRIPTION AND USABLE ON CODES (UOC)	QTY INC IN UNIT
83	348	PADZZ	2815-12-315-0373	D2689	0242 4134	GUIDE,ENGINE POPPET	4
83	349	PAOZZ	6685-12-315-5439	D2689	0117 7188	TRANSMITTER,PRESSUR	1
83	350	PADZZ	5305-12-181-8468	D2689	0112 4837	SCREW,CAP,HEXAGON HEAD	3
83	351	PADZZ	5310-12-142-8162	D2689	0110 7289	WASHER,SPRING TENSION	3
83	352	XBDZZ		D2689	0213 1352	CONNECTOR	1
END OF FIGURE							

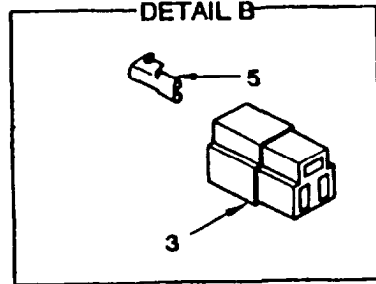
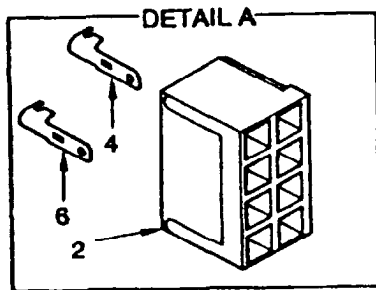
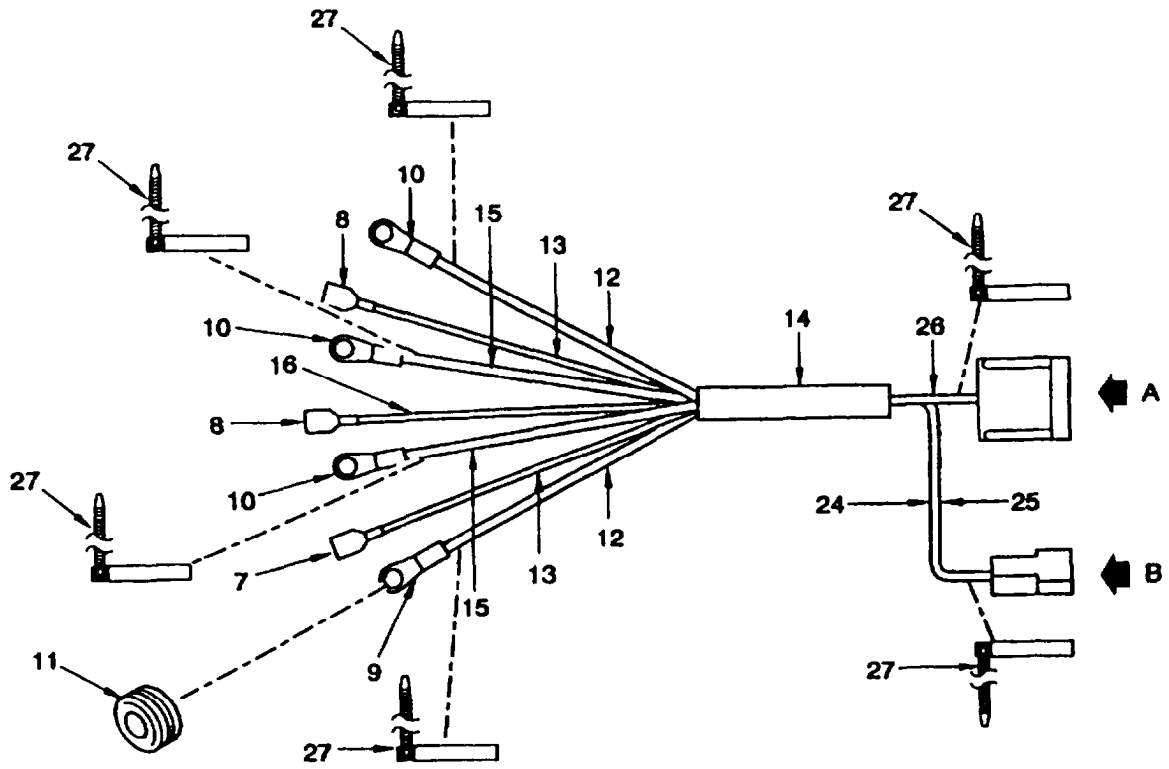


figure 84, Engine Cable Harness Assembly
Sheet 1 of 3

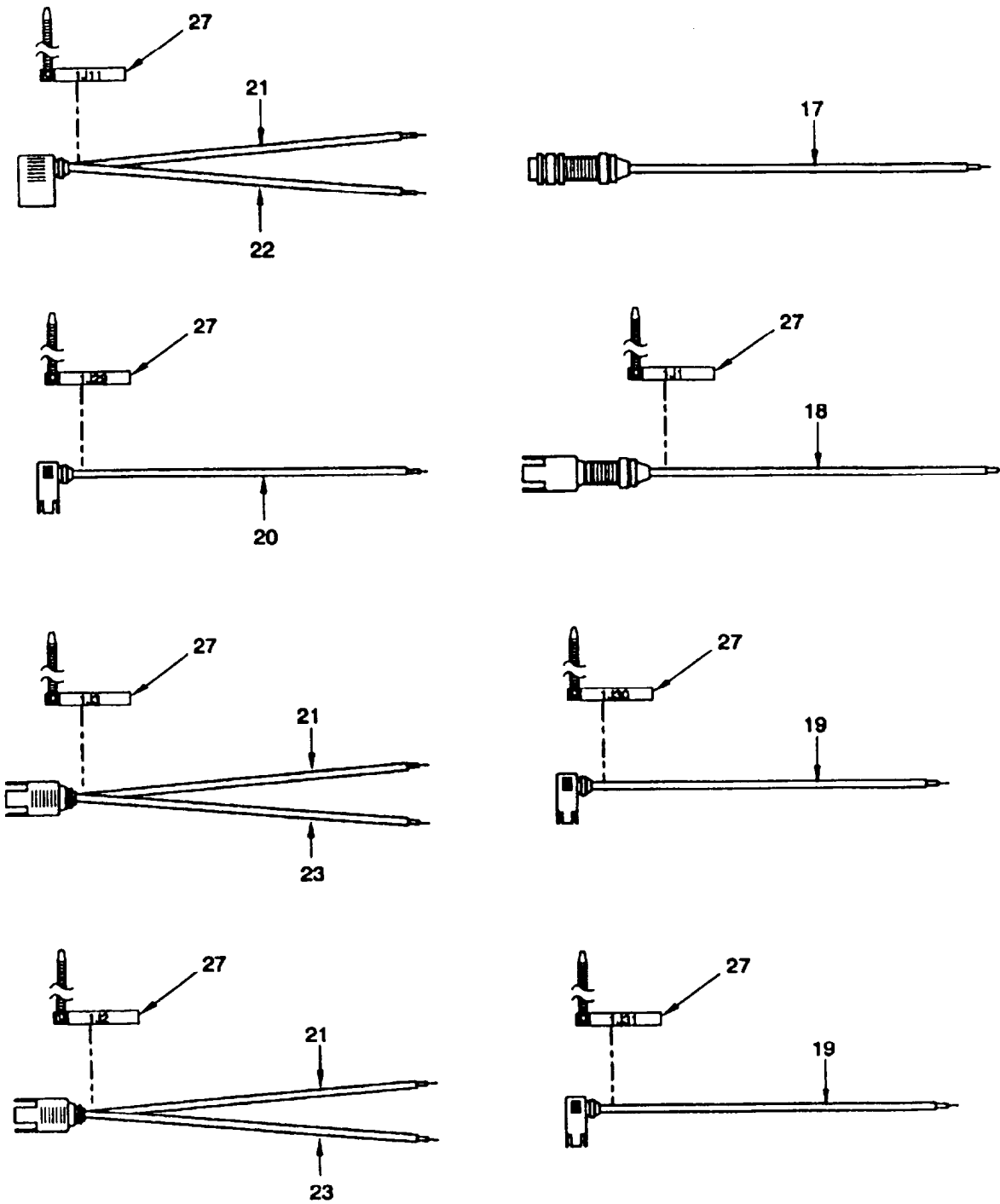


Figure 84. Engine Cable Harness Assembly
Sheet 2 of 3

TM 9-6115-668-23P

Fig. 84 - Wire List Table

WIRE REF NO.	FIG. 84 ITEM NO. WIRE MARKING	FROM	FIG. 84 ITEM NO.	TO	FIG. 84 ITEM No.	FIG. 84 ITEM No.	WIRE COLOR	WIRE LENGTH	UOC
x2.1		1x2.1	6	1X6	8	26		87.75	FLW
X2.2		1X2.2	4	1 J3-2		17		87.75	FLW
x2.3		1 x2.3	4	133-1	9	20		87.75	FLW
x2.4		1X2.4	6	1x5	8	26		87.75	FLW
x2.5		1x2.5	4	1 J2-2		20		87.75	FLW
x2.6		1 X2.6	4	1J2-1		22		87.75	FLW
X2.7		1X2.7	4	1J1-1		18		87.75	FLW
X2.8								not used	
Y2.2		GND SYS	10	1J1-2		25		28.28	FLW
Y2.1								not used	
Y4.1								not used	
x4.2		X4.2	5	GND SENSI	10	24		107.25	FLW
X4.2		X4.2		GND SENS6	10	24		107.25	FLW
x4.3		x4.3	4	1J5		23		107.25	FLW

Figure 84. Engine Cable Harness Assembly
sheet 3 of 3

SECTION II

TM 9-6115-668-23P

(1) ILLUSTRATION		(2)	(3)	(4)	(5)	(6)	(7)
(a) FIG NO.	(b) ITEM NO.	SMR CODE	NATIONAL STOCK NUMBER	CAGEC	PART NUMBER	DESCRIPTION AND USABLE ON CODES (UOC)	QTY INC IN UNIT
						GROUP 100501	
						ENGINE ASSEMBLY	
						ENGINE CABLE HARNESS	
84	1	XBFFF		D2689	0418 9367	CABLE HARNESS,ENGINE	1
84	2	PAFZZ	5935-12-345-9892	D2689	H7642-NH6,3-8-WE ISS	CONNECTOR BODY,PLUG	1
84	3	PAFZZ	5935-12-175-3242	D2689	0621 3990	HOUSING,CONNECTOR	1
84	4	PAFZZ		D8286	DIN46340-A6,3-1, 0-BZ-GAL SN	PIN,STRAIGHT,HEADLESS	8
84	5	PAFZZ	5940-12-171-5487	D8286	DIN46340-A6,3-2, 5-BZ-GAL SN	TERMINAL,QUICK DISCONNECT	1
84	6	PAFZZ		D8286	DIN46340-A6,3-6- BZ-GAL SN	PIN,STRAIGHT,HEADLESS	2
84	7	PAFZZ		D8286	DIN46247-6,3-1-C USN-GAL SN	PIN,STRAIGHT,HEADLESS	1
84	8	PAFZZ	5940-12-345-8640	D8286	DIN46225-A5-6-CU ZN-GAL SN	TERMINAL,LUG	2
84	9	PAFZZ		D8286	DIN46225-A6-2,5- CUSN-GAL SN	TERMINAL,LUG	1
84	10	PAFZZ	5940-12-325-7716	D8286	DIN46225-A8-1-GA L SN	TERMINAL,LUG	3
84	11	PAFZZ	5970-12-177-8940	D2689	0117 2733	INSULATION SLEEVING	7
84	12	PAFZZ	5970-12-151-4505	D2689	0139 3318	INSULATION SLEEVING	1
84	13	PAFZZ	5970-12-151-4504	D2689	0139 3319	INSULATION SLEEVING	1
84	14	PAFZZ	5970-12-151-4455	D2689	0139 3321	INSULATION SLEEVING	1
84	15	PAFZZ	5970-12-154-2201	D2689	0139 3317	INSULATION SLEEVING TUBE-HOSE FITTING	1
84	16	PAFZZ	5970-12-151-4503	D2689	0139 3320	INSULATION SLEEVING	1
84	17	PAFZZ	6150-12-345-7453	D2689	0117 8935	CABLE ASSEMBLY,SPECIAL PURPOSE	1
84	18	PAFZZ	6150-12-345-7454	D2689	0117 8934	CABLE ASSEMBLY,SPECIAL PURPOSE	1
84	19	PAFZZ	6150-12-345-7455	D2689	0117 8936	LEAD,ELECTRICAL	1
84	20	PAFZZ	6150-12-345-7456	D2689	0117 8965	CABLE ASSEMBLY,SPECIAL PURPOSE	1
84	21	PAFZZ	6150-12-345-7459	D2689	0117 8937	LEAD,ELECTRICAL	1
84	22	PAFZZ	6150-12-345-7457	D2689	0117 9917	LEAD,ELECTRICAL	1
84	23	PAFZZ	6150-12-345-7458	D2689	0117 9499	LEAD,ELECTRICAL	1
84	24	MFFZZ		D2689	0139 6660	WIRE,ELECTRICAL (MAKE FROM (D9477) P/N VG95218T020C002) AS REQUIRED	1
84	25	MFFZZ		D2689	0139 6661	WIRE,ELECTRICAL (MAKE FROM (D9477) P/N VG95218T020C004) AS REQUIRED	1
84	26	MFFZZ		D2689	0139 6657	WIRE,ELECTRICAL (MAKE FROM (D9477) P/N VG95218T020A010) AS REQUIRED	1
84	27	PAFZZ	9905-12-346-5050	D0493	1004377	TAG,MARKER	13
						END OF FIGURE	

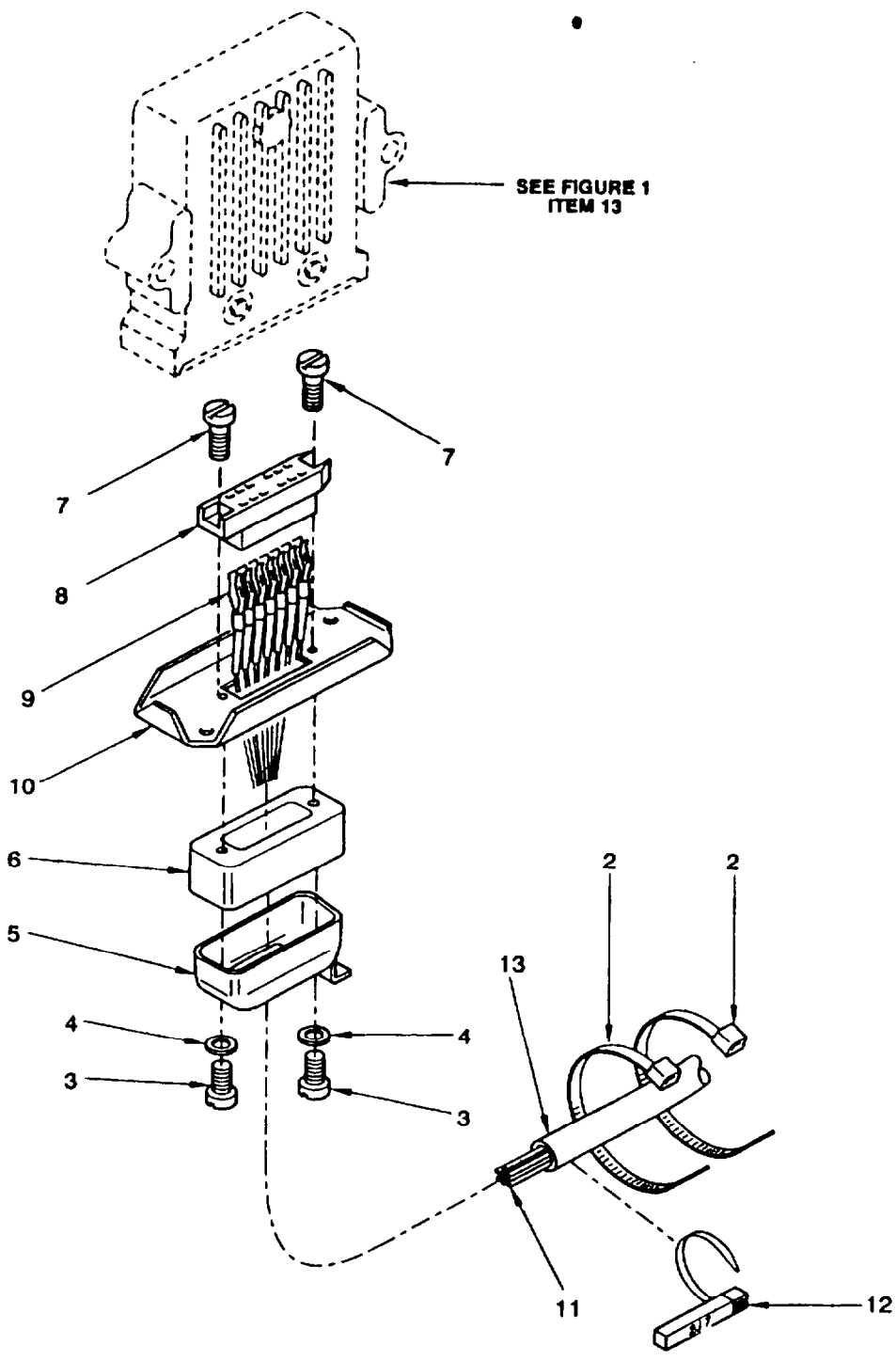


Figure 85. Cable Harness Assembly

SECTION II

TM 9-6115-668-23P

(1) ILLUSTRATION		(2)	(3)	(4)	(5)	(6)	(7)
(a) FIG NO.	(b) ITEM NO.	SMR CODE	NATIONAL STOCK NUMBER	CAGEC	PART NUMBER	DESCRIPTION AND USABLE ON CODES (UOC)	QTY INC IN UNIT
						GROUP 100502	
						ENGINE ASSEMBLY	
						CABLE HARNESS ASSEMBLY	
85	1	XBFFF		D2689	0419 0421	CABLE HARNESS ASSEMBLY	1
85	2	PAFZZ	5340-12-346-0167	D2689	0117 6435	BAND,RETAINING	2
85	3	PAFZZ	5305-12-346-1924	D2689	0110 5505	SCREW,MACHINE	2
85	4	PAFZZ	5310-12-156-4922	D8286	DIN125-A4,3-140H V-A3P	WASHER,FLAT	2
85	5	PAFZZ	5935-12-346-1076	D2689	0224 7757	CAP	1
85	6	PAFZZ		D2689	0224 7529	INSULATION BLANKET,THERMAL	1
85	7	PAFZZ	5305-12-346-1925	D2689	0110 5512	SCREW,MACHINE	2
85	8	PAFZZ	5935-12-346-0240	D2689	0117 5514	CONNECTOR BODY,RECEPTACLE, ELECTRICAL	1
85	9	PAFZZ	5999-12-325-6238	D2689	0117 6360	CONTACT,ELECTRICAL	11
85	10	PAFZZ	5340-12-346-1641	D2689	0224 7525	BRACKET,MOUNTING	1
85	11	MFFZZ		D2689	0139 6660	CABLE (MAKE FROM (D9477) P/N VG95218T020C002) AS REQUIRED	1
85	12	PAFZZ	9905-12-346-5050	D0493	1004377	TAG,MARKER	1
85	13	PAFZZ		D2689	0139 6802	INSULATION SLEEVING,ELECTRICAL	1
						END OF FIGURE	

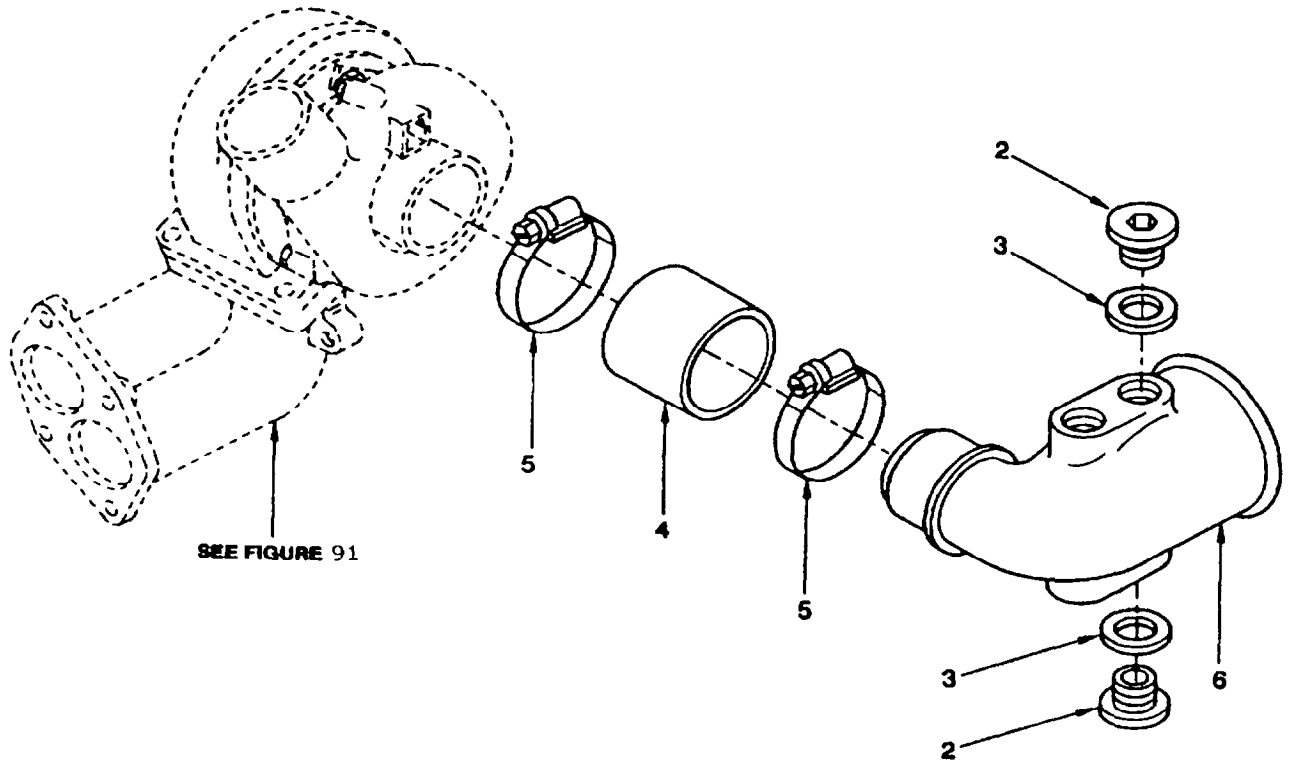


Figure 86. Connecting Elbow Assembly, Air

SECTION II

TM 9-6115-668-23P

(1) ILLUSTRATION		(2)	(3)	(4)	(5)	(6)	(7)
(a) FIG NO.	(b) ITEM NO.	SMR CODE	NATIONAL STOCK NUMBER	CAGEC	PART NUMBER	DESCRIPTION AND USABLE ON CODES (UOC)	QTY INC IN UNIT
						GROUP 100503	
						ENGINE ASSEMBLY	
						CONNECTING ELBOW ASSEMBLY, AIR	
86	1	XBFFF		D2689	0505 1493	CONNECTING ELBOW ASSEMBLY,AIR	2
86	2	PAFZZ	5365-12-150-8549	D2689	0112 4760	PLUG,MACHINE THREAD	3
86	3	PAFZZ	5330-12-156-4838	D8286	DIN7603-A26X31-C U	GASKET	3
86	4	PAFZZ	5365-12-165-2931	D2689	0116 5397	BUSHING,NONMETALLIC	1
86	5	PAFZZ	4730-12-158-9626	D2689	0117 3940	CLAMP,HOSE	2
86	6	PAFZZ	2950-12-345-8406	D2689	0418 6935	FLANGE,EXHAUST TURB	1
						END OF FIGURE	

1
2 Thru 9

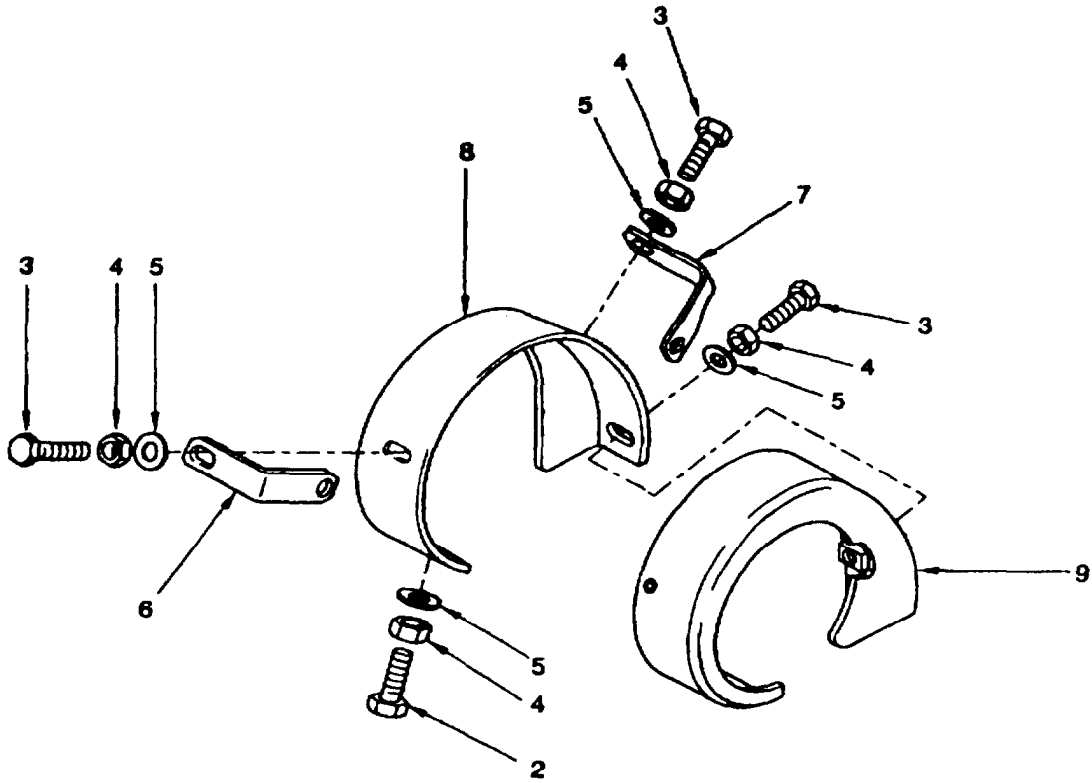


Figure 87. Air Shielding Assembly, Turbocharger

SECTION II

TM 9-6115-668-23P

(1) ILLUSTRATION		(2)	(3)	(4)	(5)	(6)	(7)
(a) FIG NO.	(b) ITEM NO.	SMR CODE	NATIONAL STOCK NUMBER	CAGEC	PART NUMBER	DESCRIPTION AND USABLE ON CODES (UOC)	QTY INC IN UNIT
						GROUP 100504 ENGINE ASSEMBLY AIR SHIELDING ASSEMBLY, TURBOCHARGER	
87	1	XBFFF		D2689	0505 0191	AIR SHIELDING ASSEMBLY, TURBOCHARGER	2
87	2	PAFZZ	5305-12-125-0154	D8286	DIN933-M8X30-8.8	SCREW,CAP,HEXAGON HEAD	1
87	3	PAFZZ	5305-12-346-2187	D2689	0114 3106	SCREW,CAP,HEXAGON HEAD	3
87	4	PAFZZ	5310-12-346-0168	D2689	0113 7057	NUT,PLAIN,HEXAGON	4
87	5	PAFZZ	5365-12-165-6878	D2689	0121 4459	SPACER,SLEEVE	4
87	6	XBFZZ		D2689	0414 7313	PLATE,ANGLE	1
87	7	XBFZZ		D2689	0414 7312	PLATE,ANGLE	1
87	8	XBFZZ		D2689	0418 6090	SIDE COVER LH	1
87	9	XBFZZ		D2689	0418 6088	SIDE COVER RH	1
						END OF FIGURE	

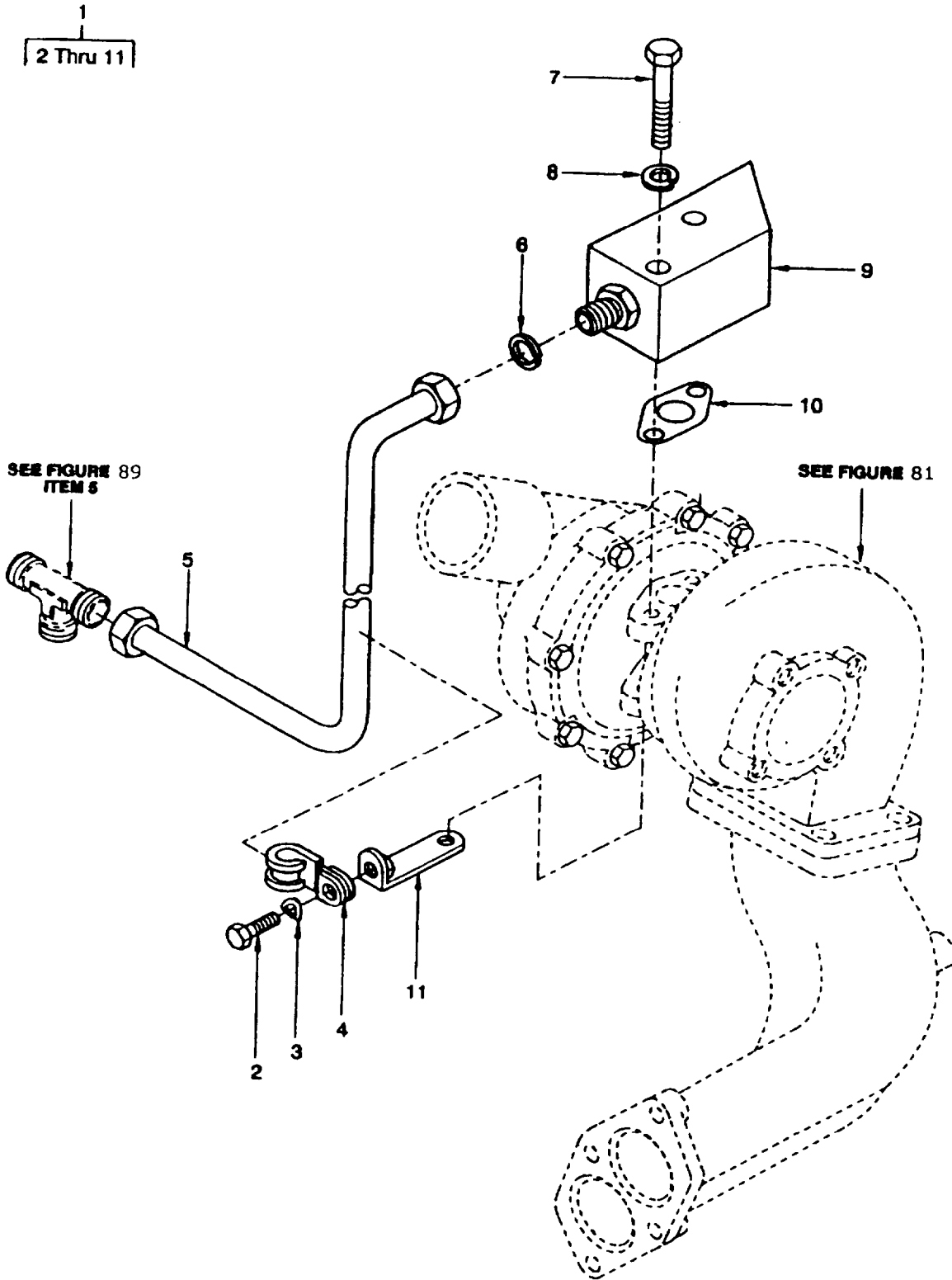


Figure 88. Oil Tube, Assembly, Turbocharger, LH

SECTION II

TM 9-6115-668-23P

(1) ILLUSTRATION		(2)	(3)	(4)	(5)	(6)	(7)
(a) FIG NO.	(b) ITEM NO.	SMR CODE	NATIONAL STOCK NUMBER	CAGEC	PART NUMBER	DESCRIPTION AND USABLE ON CODES (UOC)	QTY INC IN UNIT
						GROUP 100505 ENGINE ASSEMBLY OIL TUBE ASSEMBLY, TURBOCHARGER, LH	
88	1	XBFFF		D2689	0503 2065	OIL TUBE ASSEMBLY,TURBOCHARGER,LH	1
88	2	PAFZZ	5305-12-309-7506	D2689	0110 3316	SCREW,CAP,HEXAGON HEAD	1
88	3	PAFZZ	5310-12-142-8171	D2689	0112 6726	WASHER,SPRING TENSION	1
88	4	PAFZZ	5340-12-315-0665	D2689	0117 5535	CLAMP,LOOP	1
88	5	PAFZZ	4710-12-345-8513	D2689	0414 4273	TUBE ASSEMBLY,METAL	1
88	6	PAFZZ	5325-12-174-6905	D2689	0110 4701	RING,RETAINING	1
88	7	PAFZZ	5305-12-188-6120	D8286	DIN933-M8X25-10. 9-A4C	SCREW,CAP,HEXAGON HEAD	2
88	8	PAFZZ	5310-12-146-2679	D2689	0111 9611	WASHER,LOCK	2
88	9	XBFZZ		D2689	0242 4761	FLANGE	1
88	10	PAFZZ	5330-12-329-0789	D2689	0418 2519	GASKET	1
88	11	XBFZZ		D2689	0240 7368	RETAINER,ANGLED	1
						END OF FIGURE	

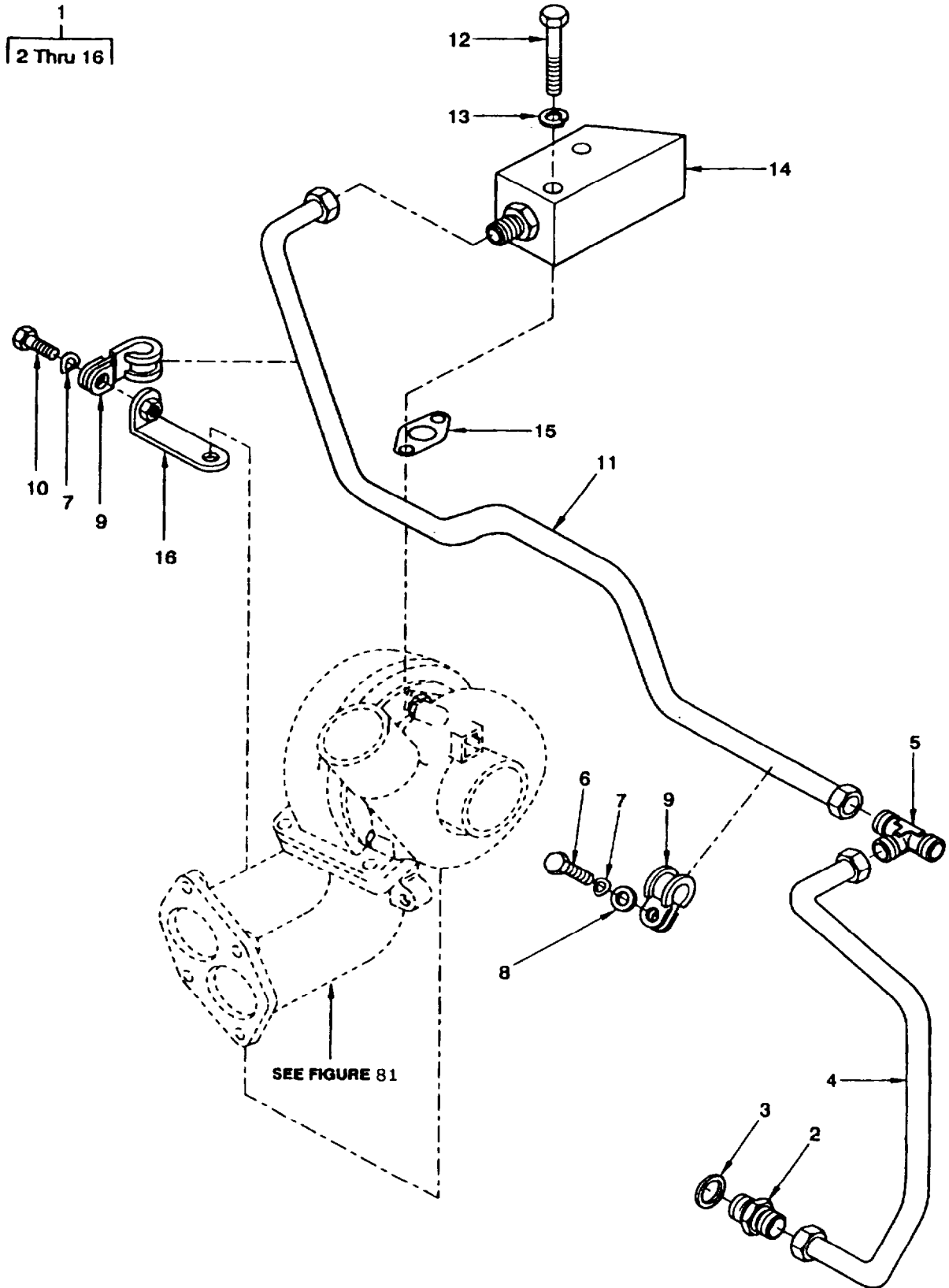


Figure 89. Oil Tube Assembly, Turbocharger, AH

SECTION II

TM 9-6115-668-23P

(1) ILLUSTRATION		(2)	(3)	(4)	(5)	(6)	(7)
(a) FIG NO.	(b) ITEM NO.	SMR CODE	NATIONAL STOCK NUMBER	CAGEC	PART NUMBER	DESCRIPTION AND USABLE ON CODES (UOC)	QTY INC IN UNIT
						GROUP 100506 ENGINE ASSEMBLY OIL TUBE ASSEMBLY, TURBOCHARGER, RH	
89	1	XBFFF		D2689	0503 2066	OIL TUBE ASSEMBLY,TURBOCHARGER,RH	1
89	2	PAFZZ	4730-12-178-5761	D8286	DIN3901-L10A-M-S T-A4C	ADAPTER,STRAIGHT,TUBE TO BOSS	1
89	3	PAFZZ	5330-12-156-4523	D8286	DIN7603-A14X20-C U	GASKET	1
89	4	PAFZZ	4710-12-345-8514	D2689	0414 4275	TUBE ASSEMBLY,METAL	1
89	5	PAFZZ	4730-12-345-8515	D2689	0114 3478	TEE,TUBE	1
89	6	PAFZZ	5305-01-264-9381	D8286	DIN933-M6X10-8.8 -A4C	SCREW,CAP,HEXAGON HEAD	1
89	7	PAFZZ	5310-12-142-8171	D2689	0112 6726	WASHER,SPRING TENSION	2
89	8	PAFZZ	5365-12-165-6878	D2689	0121 4459	SPACER,SLEEVE	1
89	9	PAFZZ	5340-12-325-3651	D2689	0117 5536	CLAMP,LOOP	2
89	10	PAFZZ	5305-12-309-7506	D8286	DIN933-M6X16-8.8 -A4C	SCREW,CAP,HEXAGON HEAD	1
89	11	PAFZZ	4710-12-345-8516	D2689	0414 4274	TUBE ASSEMBLY,METAL	1
89	12	PAFZZ	5305-12-188-6120	D8286	DIN933-M8X25-10. 9-A4C	SCREW,CAP,HEXAGON HEAD	2
89	13	PAFZZ	5310-12-146-2679	D2689	0111 9611	WASHER,LOCK	2
89	14	XBFZZ		D2689	0214 8388	FLANGE	1
89	15	PAFZZ	5330-12-329-0789	D2689	0418 2519	GASKET	1
89	16	XBFZZ		D2689	0240 7368	RETAINER,ANGLED	1
						END OF FIGURE	

1
2 Thru 18

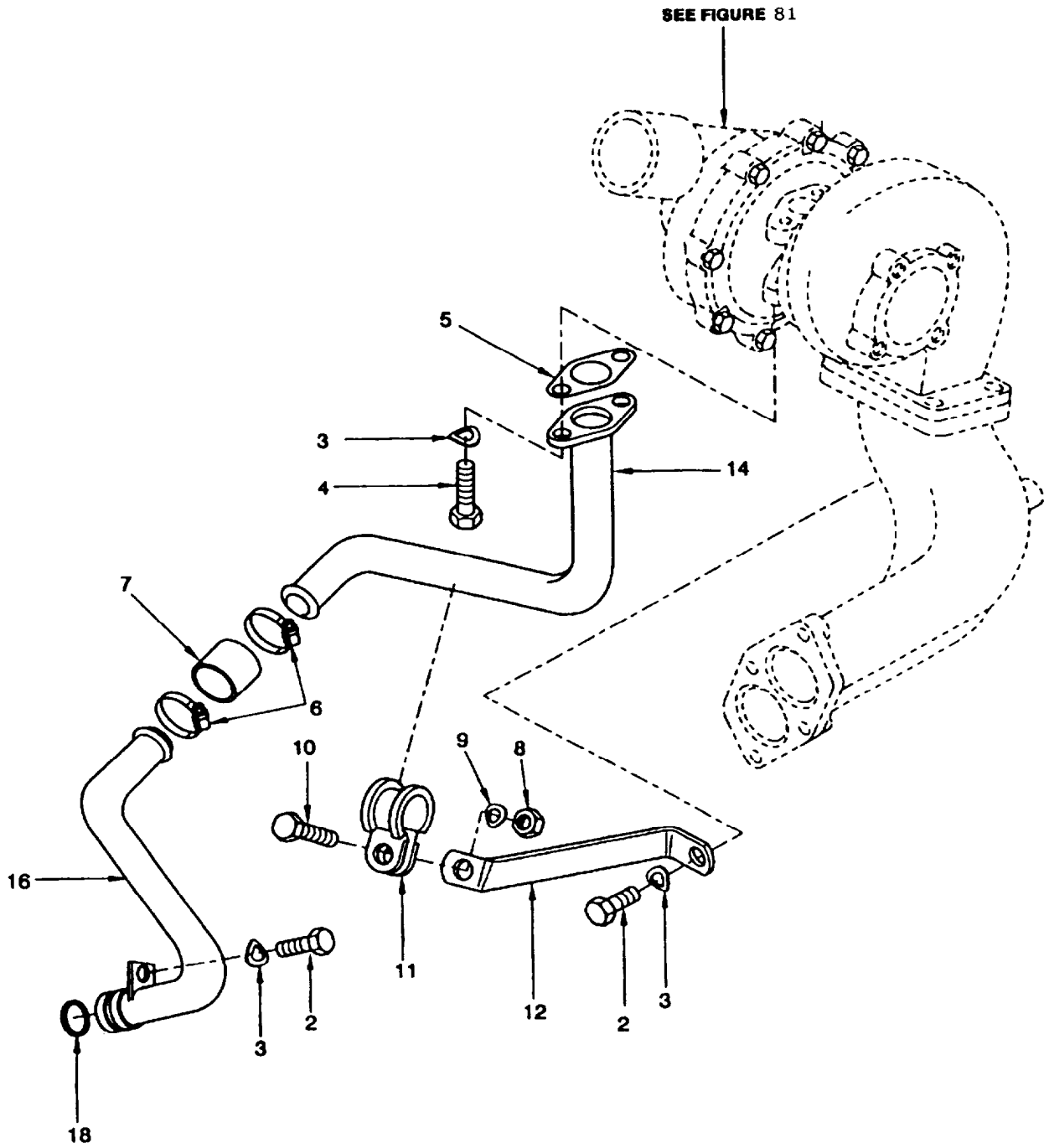


Figure 90. Oil Tube Assembly, Turbocharger, Return
Sheet 1 of 2

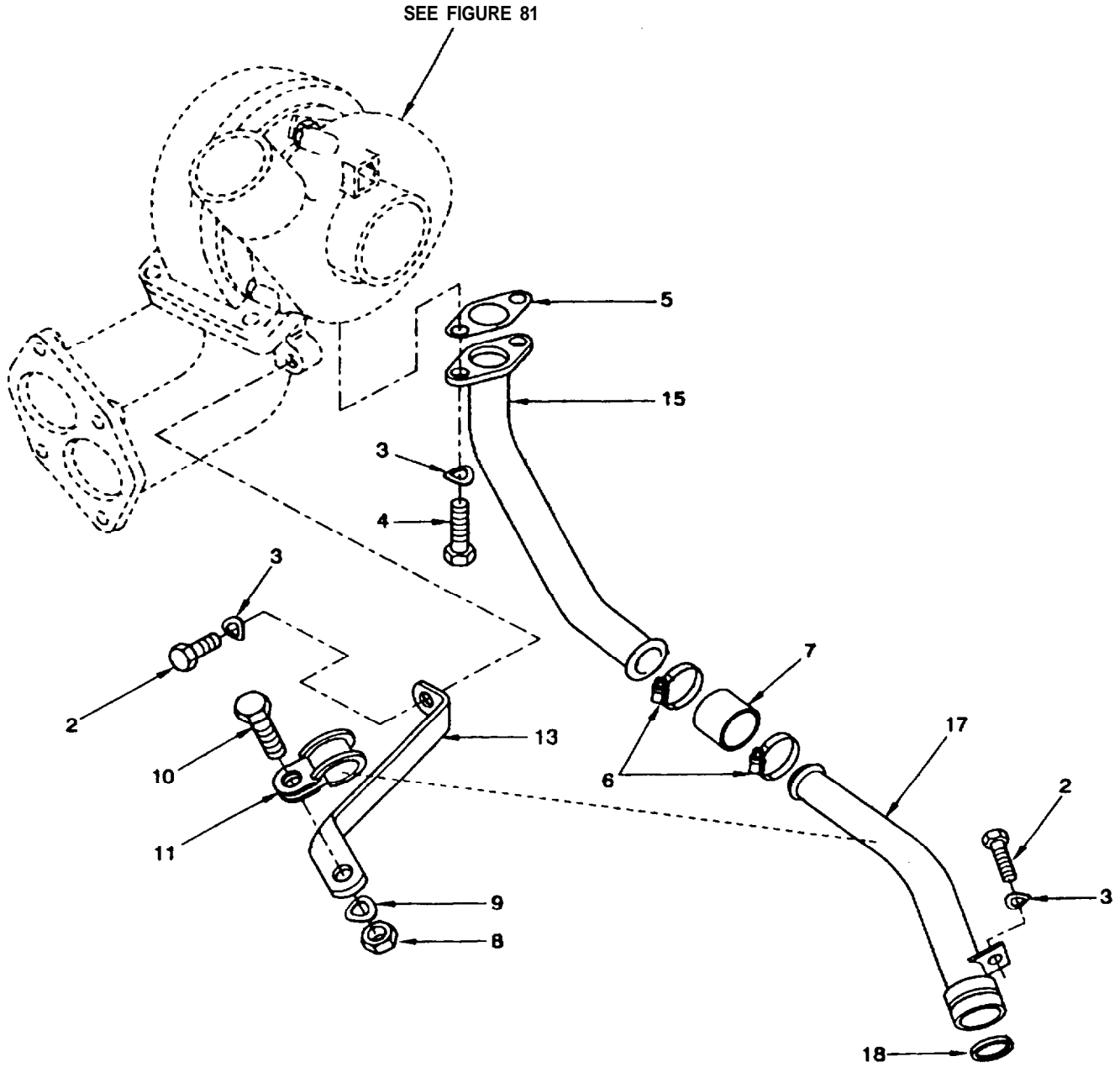


Figure 90. Oil Tube Assembly. Turbocharger, Return
Sheet 2 of 2

SECTION II

TM 9-6115-668-23P

(1) ILLUSTRATION		(2)	(3)	(4)	(5)	(6)	(7)
(a) FIG NO.	(b) ITEM NO.	SMR CODE	NATIONAL STOCK NUMBER	CAGEC	PART NUMBER	DESCRIPTION AND USABLE ON CODES (UOC)	QTY INC IN UNIT
						GROUP 100507 ENGINE ASSEMBLY OIL TUBE ASSEMBLY, TURBOCHARGER, RETURN	
90	1	XBFFF		D2689	0504 2898	OIL TUBE ASSEMBLY,TURBOCHARGER, RETURN	1
90	2	PAFZZ	5305-12-182-4968	D8286	DIN933-M8X16-8.8 -A4C	SCREW,CAP,HEXAGON HEAD	4
90	3	PAFZZ	5310-12-142-8173	D8286	DIN137-B8-FST-A3 P	WASHER,SPRING TENSION	8
90	4	PAFZZ	5306-01-266-7779	D8286	DIN933-M8X25-8.8 -A4C	BOLT,MACHINE	4
90	5	PAFZZ	5330-12-163-1070	D2689	0213 4209	GASKET	2
90	6	PAFZZ	4730-12-161-4632	D2689	0117 3962	CLAMP,HOSE	4
90	7	PAFZZ	4720-12-331-9062	D2689	0117 5630	HOSE,PREFORMED	2
90	8	PAFZZ		D8286	DIN934-M6-8-A4C	NUT,PLAIN,HEXAGON	2
90	9	PAFZZ	5310-12-142-8171	D2689	0112 6726	WASHER,SPRING TENSION	2
90	10	PAFZZ	5305-01-264-9381	D8286	DIN933-M6X10-8.8 -A4C	SCREW,CAP,HEXAGON HEAD	2
90	11	PAFZZ	5340-12-314-1662	D2689	0117 6230	CLAMP,LOOP	2
90	12	XBFZZ		D2689	0242 4795	BRACKET,LH	1
90	13	XBFZZ		D2689	0242 4796	BRACKET,RH	1
90	14	XBFZZ		D2689	0242 4805	TUBE,LH	1
90	15	XBFZZ		D2689	0414 2852	TUBE,RH	1
90	16	XBFZZ		D2689	0242 4806	TUBE,LH	1
90	17	XBFZZ		D2689	0242 5056	TUBE,RH	1
90	18	PAFZZ	5331-12-163-1069	D2689	0116 6024	O-RING	2
						END OF FIGURE	

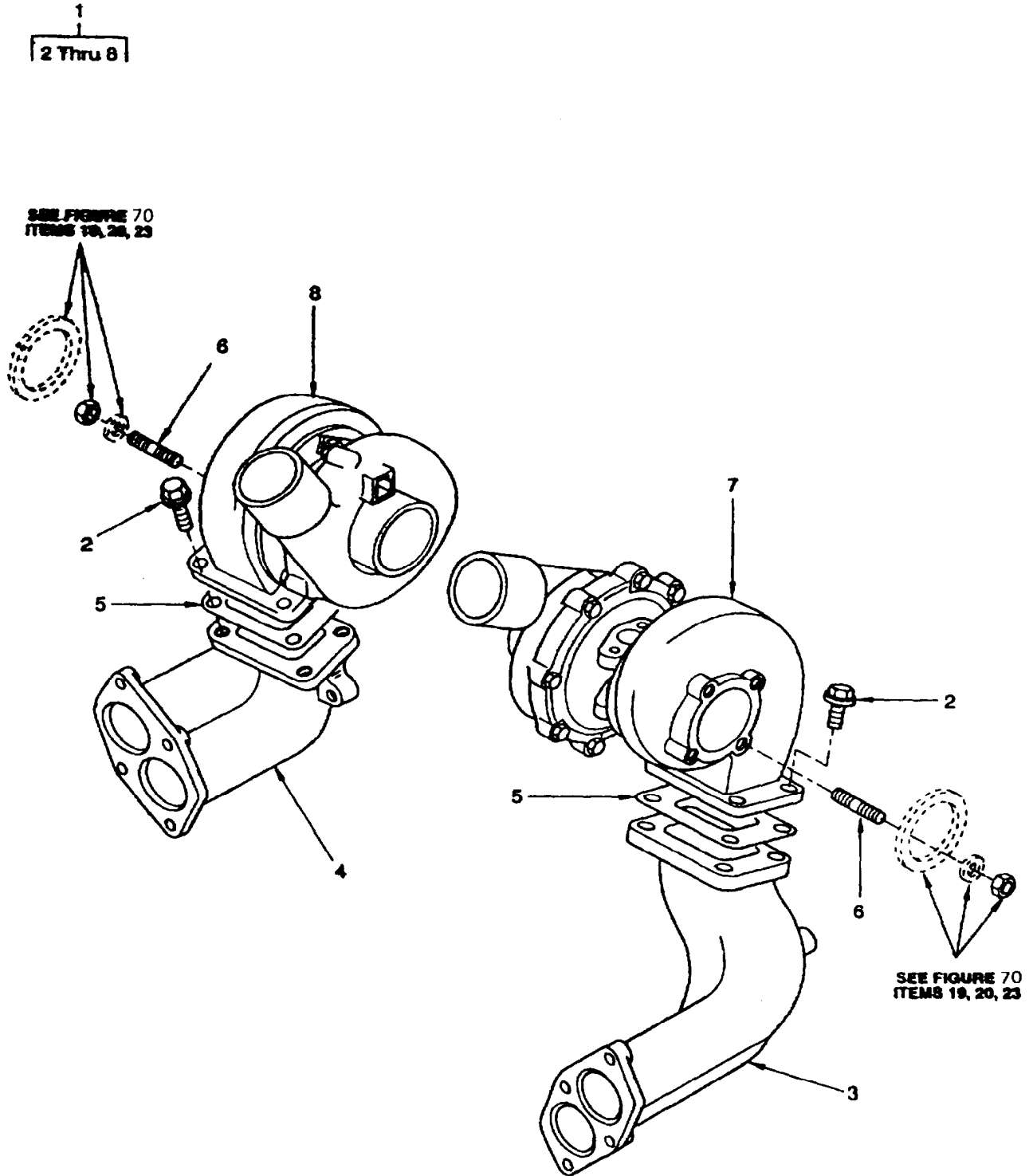


Figure 91. Turbocharger Assembly

SECTION II

TM 9-6115-668-23P

(1) ILLUSTRATION		(2)	(3)	(4)	(5)	(6)	(7)
(a) FIG NO.	(b) ITEM NO.	SMR CODE	NATIONAL STOCK NUMBER	CAGEC	PART NUMBER	DESCRIPTION AND USABLE ON CODES (UOC)	QTY INC IN UNIT
						GROUP 100508	
						ENGINE ASSEMBLY	
						TURBOCHARGER ASSEMBLY	
91	1	XBFDD		D2689	0505 1419	TURBOCHARGER ASSEMBLY	1
91	2	PAFZZ	5306-12-346-2188	D2689	0117 8154	BOLT,MACHINE	8
91	3	XBFZZ		D2689	0414 6373	MANIFOLD,EXHAUST,LH	1
91	4	XBFZZ		D2689	0414 6371	MANIFOLD,EXHAUST,RH	1
91	5	PAFZZ	5330-12-329-0790	D2689	0418 2521	GASKET	2
91	6	PAFZZ	5307-12-329-2984	D8286	DIN939-M10X30-40 CRMOV47V	STUD,PLAIN	8
91	7	PAFDD	2950-12-345-6732	D2689	0418 3617	TURBOSUPERCHARGER,ENGINE,NON- AIRCRAFT,LH	1
91	8	PAFDD	2950-12-345-6733	D2689	0418 3618	TURBOSUPERCHARGER,ENGINE,NON- AIRCRAFT,RH	1
						END OF FIGURE	

1
2 Thru 21

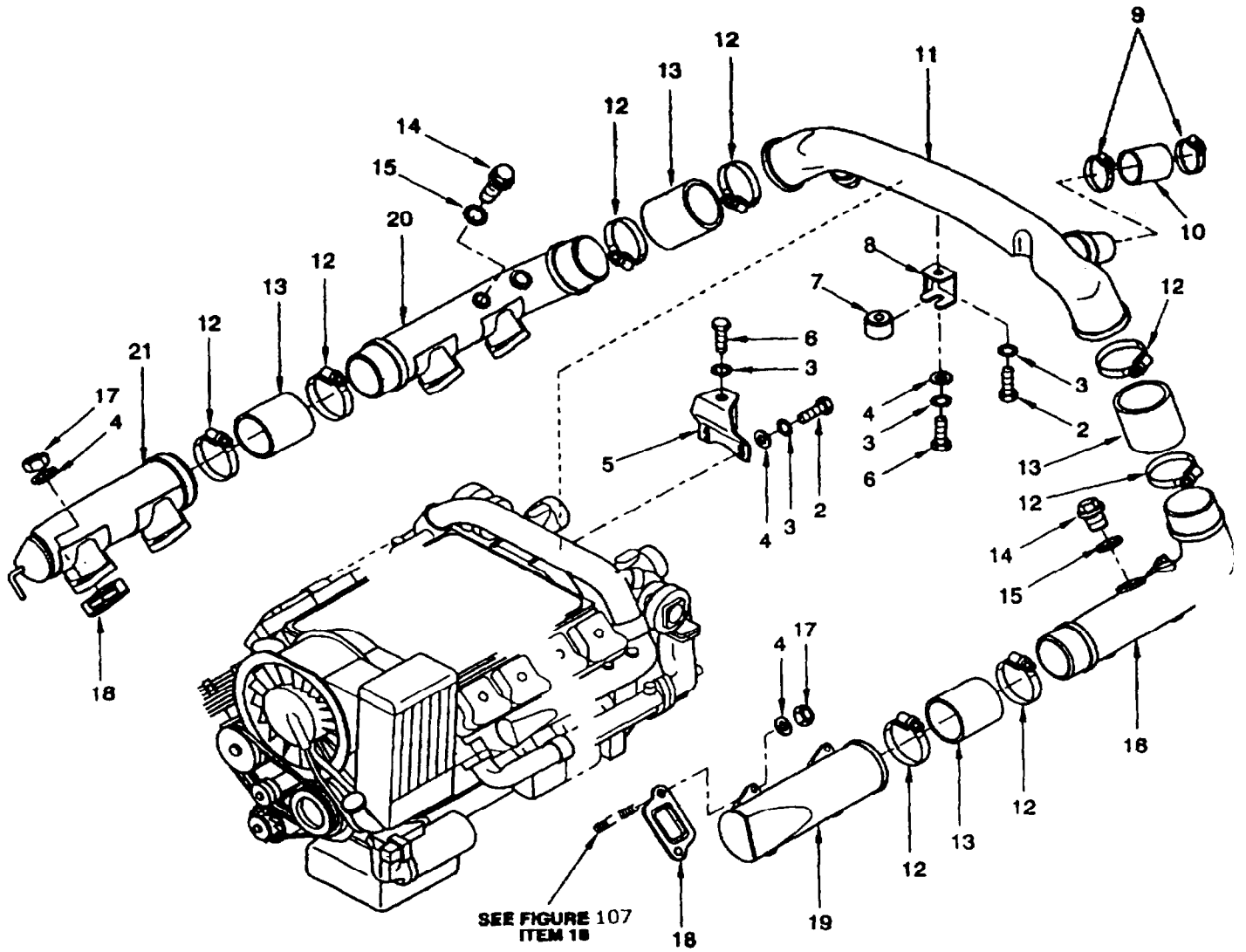


Figure 92. Suction Pipe Assembly

SECTION II

TM 9-6115-668-23P

(1) ILLUSTRATION		(2)	(3)	(4)	(5)	(6)	(7)
(a) FIG NO.	(b) ITEM NO.	SMR CODE	NATIONAL STOCK NUMBER	CAGEC	PART NUMBER	DESCRIPTION AND USABLE ON CODES (UOC)	QTY INC IN UNIT
						GROUP 100509	
						ENGINE ASSEMBLY	
						SUCTION PIPE ASSEMBLY	
92	1	XBFFF		D2689	0506 7399	SUCTION PIPE ASSEMBLY	1
92	2	PAFZZ	5305-12-182-4968	D8286	DIN933-M8X16-8.8 -A4C	SCREW,CAP,HEXAGON HEAD	3
92	3	PAFZZ	5310-12-142-8173	D8286	DIN137-B8-FST-A3 P	WASHER,SPRING TENSION	5
92	4	PAFZZ		D8286	DIN125-A8,4-140H V-A4C	WASHER,FLAT	19
92	5	PAFZZ	5340-12-326-1390	D2689	0414 0782	BRACKET,ANGLE	1
92	6	PAFZZ	5305-12-182-4966	D8286	DIN933-M8X12-8.8 -A4C	SCREW,CAP,HEXAGON HEAD	2
92	7	PAFZZ	5342-12-326-4083	D2689	0414 4921	MOUNT,RESILIENT	1
92	8	PAFZZ	5340-12-311-8522	D2689	0414 4990	BRACKET,DOUBLE ANGLE	1
92	9	PAFZZ	4730-12-167-5051	D2689	0117 3941	CLAMP,HOSE	4
92	10	PAFZZ	4720-12-345-8517	D2689	0117 9811	HOSE,PREFORMED	2
92	11	XBFFF		D2689	0242 7252	AIR SUPPLY LINE	1
92	12	PAFZZ	4730-12-165-8330	D2689	0117 3939	CLAMP,HOSE	8
92	13	PAFZZ	4720-12-345-8518	D2689	0117 9815	HOSE,PREFORMED	4
92	14	PAFZZ	4730-12-333-3215	D2689	0117 1592	PLUG,PIPE	2
92	15	PAFZZ	5330-12-156-4522	D8286	DIN7603-A14X18-C U	GASKET	2
92	16	XBFFF		D2689	0418 9431	AIR SUPPLY PIPE ANGLED INLET,LH	1
92	17	PAFZZ		D8286	DIN934-M8-10-A4C	NUT,PLAIN,HEXAGON	16
92	18	PAFZZ	5330-12-304-6449	D2689	0414 1486	GASKET	8
92	19	XBFFF		D2689	0414 5709	AIR SUPPLY PIPE FRONT,LH	1
92	20	XBFFF		D2689	0418 9344	AIR SUPPLY PIPE,ANGLED,RH	1
92	21	PAFZZ	2815-12-320-5795	D2689	0414 5710	MANIFOLD,INTAKE	1
						END OF FIGURE	

1
2 Thru 6

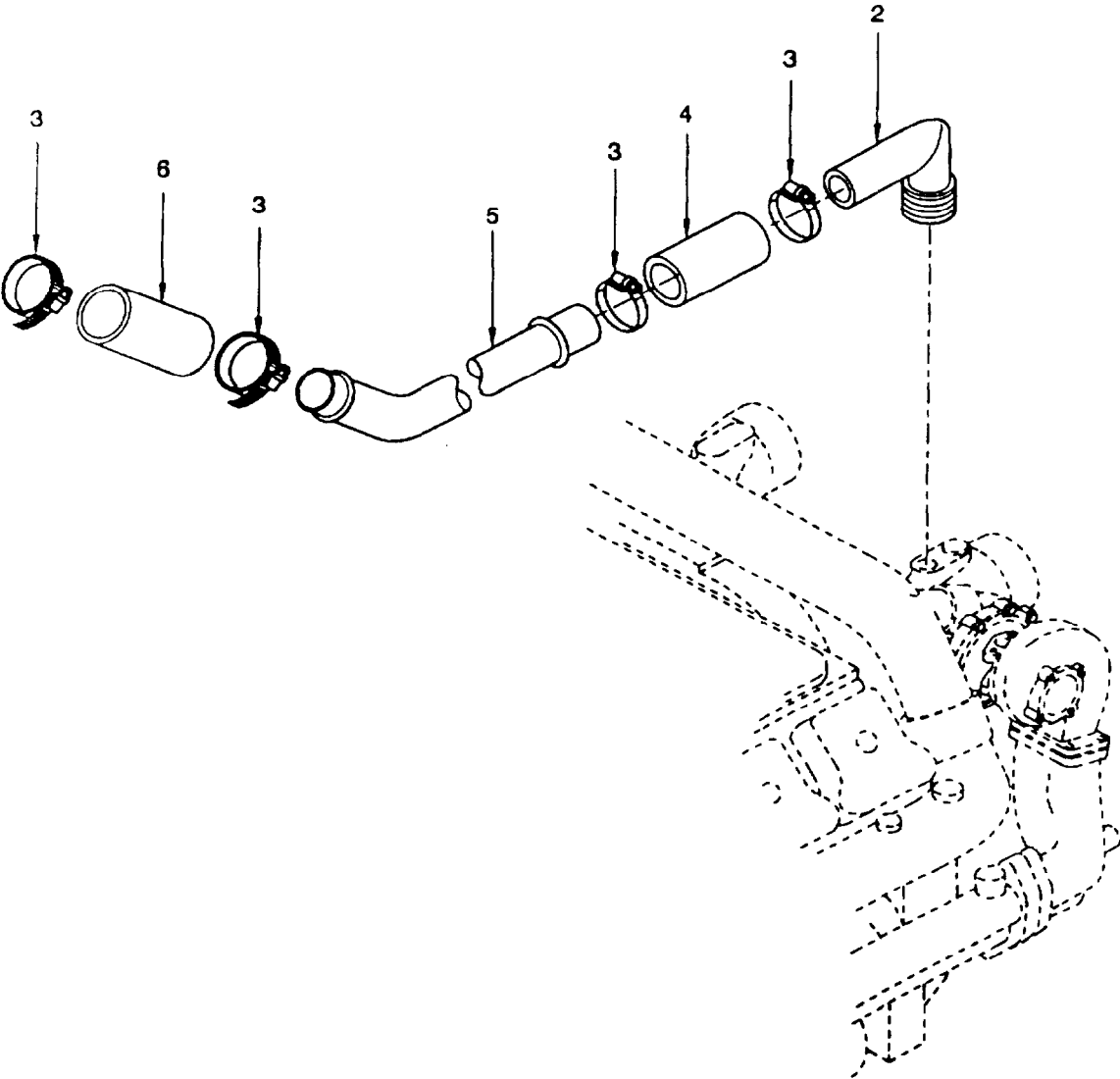


Figure 93. Breather Pipe Assembly

SECTION II

TM 9-6115-668-23P

(1) ILLUSTRATION		(2)	(3)	(4)	(5)	(6)	(7)
(a) FIG NO.	(b) ITEM NO.	SMR CODE	NATIONAL STOCK NUMBER	CAGEC	PART NUMBER	DESCRIPTION AND USABLE ON CODES (UOC)	QTY INC IN UNIT
						GROUP 100510	
						ENGINE ASSEMBLY	
						BREATHER PIPE ASSEMBLY	
93	1	XBFFF		D2689	0506 4972	BREATHER PIPE ASSEM	2
93	2	XBFZZ		D2689	0242 6699	ELBOW	1
93	3	PAFZZ	4730-12-161-4632	D2689	0117 3962	CLAMP,HOSE	4
93	4	PAFZZ	4720-12-331-9062	D2689	0117 5630	HOSE,PREFORMED	1
93	5	XBFZZ		D2689	0242 6495	BREATHER,PIPE ANGLED	1
93	6	PAFZZ	4720-12-316-8428	D2689	0117 5628	HOSE,PREFORMED	1
						END OF FIGURE	

1
2 Thru 15

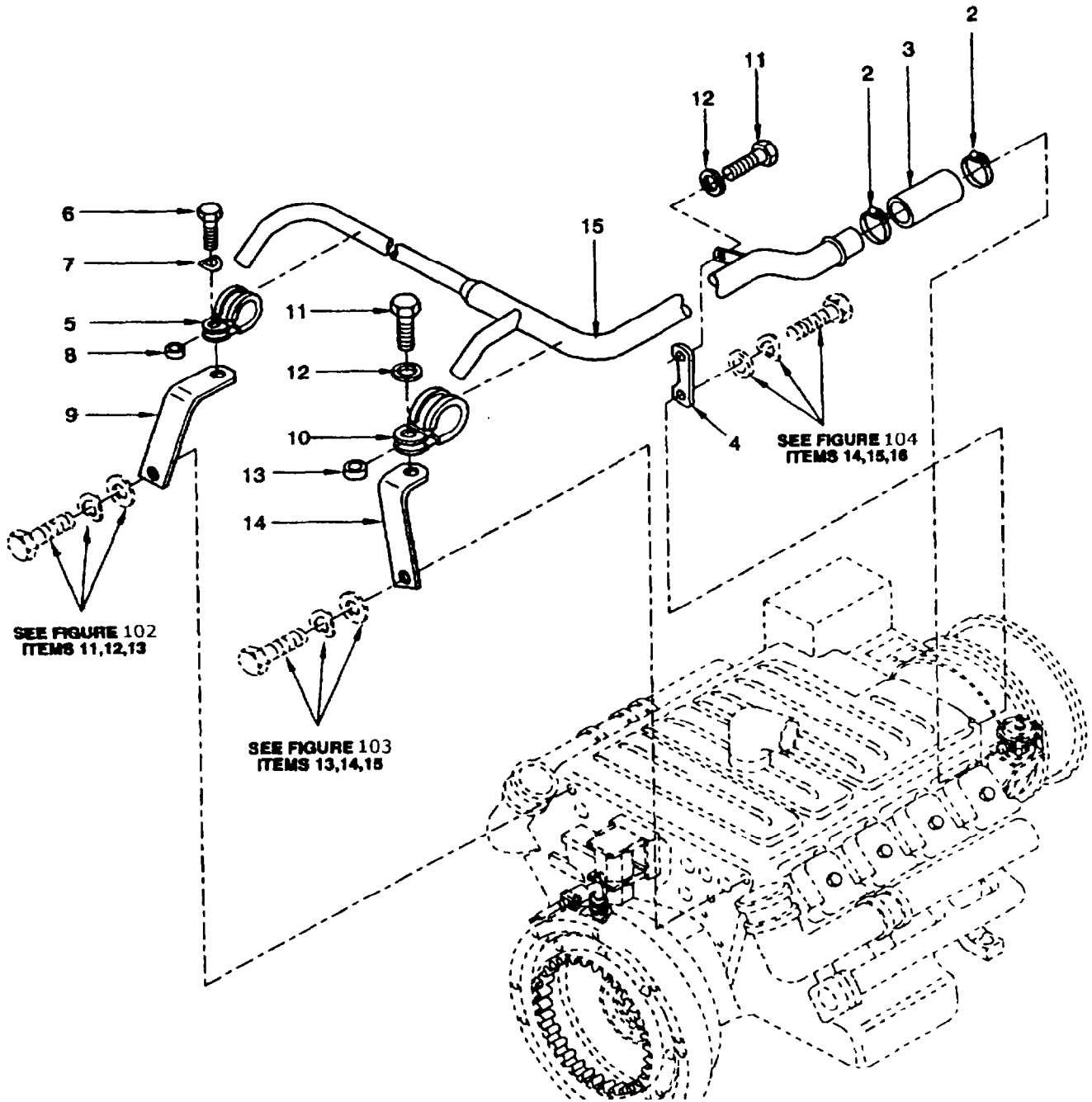


Figure 94. Breather Pipe Assembly,Crankcase

SECTION II

TM 9-6115-668-23P

(1) ILLUSTRATION		(2)	(3)	(4)	(5)	(6)	(7)
(a) FIG NO.	(b) ITEM NO.	SMR CODE	NATIONAL STOCK NUMBER	CAGEC	PART NUMBER	DESCRIPTION AND USABLE ON CODES (UOC)	QTY INC IN UNIT
						GROUP 100511 ENGINE ASSEMBLY BREATHER PIPE ASSEMBLY, CRANKCASE	
94	1	XBFFF		D2689	0505 1482	BREATHER PIPE ASSEMBLY,CRANKCASE	1
94	2	PAFZZ	4730-12-161-4631	D2689	0117 3968	CLAMP,HOSE	2
94	3	PAFZZ	4720-12-317-7014	D2689	0117 5608	HOSE,PREFORMED	1
94	4	XBFZZ		D2689	0242 6167	BRACKET	1
94	5	PAFZZ	5340-12-314-1662	D2689	0117 6230	CLAMP,LOOP	1
94	6	PAFZZ		D8286	DIN933-M6X22-8.8 -A4C	BOLT,MACHINE	1
94	7	PAFZZ		D8289	DIN137-B6-FST-A4 C	WASHER,SPRING TENSION	1
94	8	PAFZZ	5365-12-346-0686	D2689	0117 5581	SPACER,SLEEVE	1
94	9	XBFZZ		D2689	0242 6144	BRACKET	1
94	10	PAFZZ	5340-12-326-4400	D2689	0117 6343	CLAMP,LOOP	1
94	11	PAFZZ	5305-12-182-4969	D8286	DIN933-M8X30-8.8 -A4C	SCREW,CAP,HEXAGON HEAD	2
94	12	PAFZZ	5365-12-165-6878	D2689	0121 4459	SPACER,SLEEVE	2
94	13	XBFZZ		D2689	0336 3990	SPACER	1
94	14	XBFZZ		D2689	0242 6143	SPACER	1
94	15	PAFZZ	4710-12-345-8519	D2689	0242 6133	TUBE ASSEMBLY,METAL	1
						END OF FIGURE	

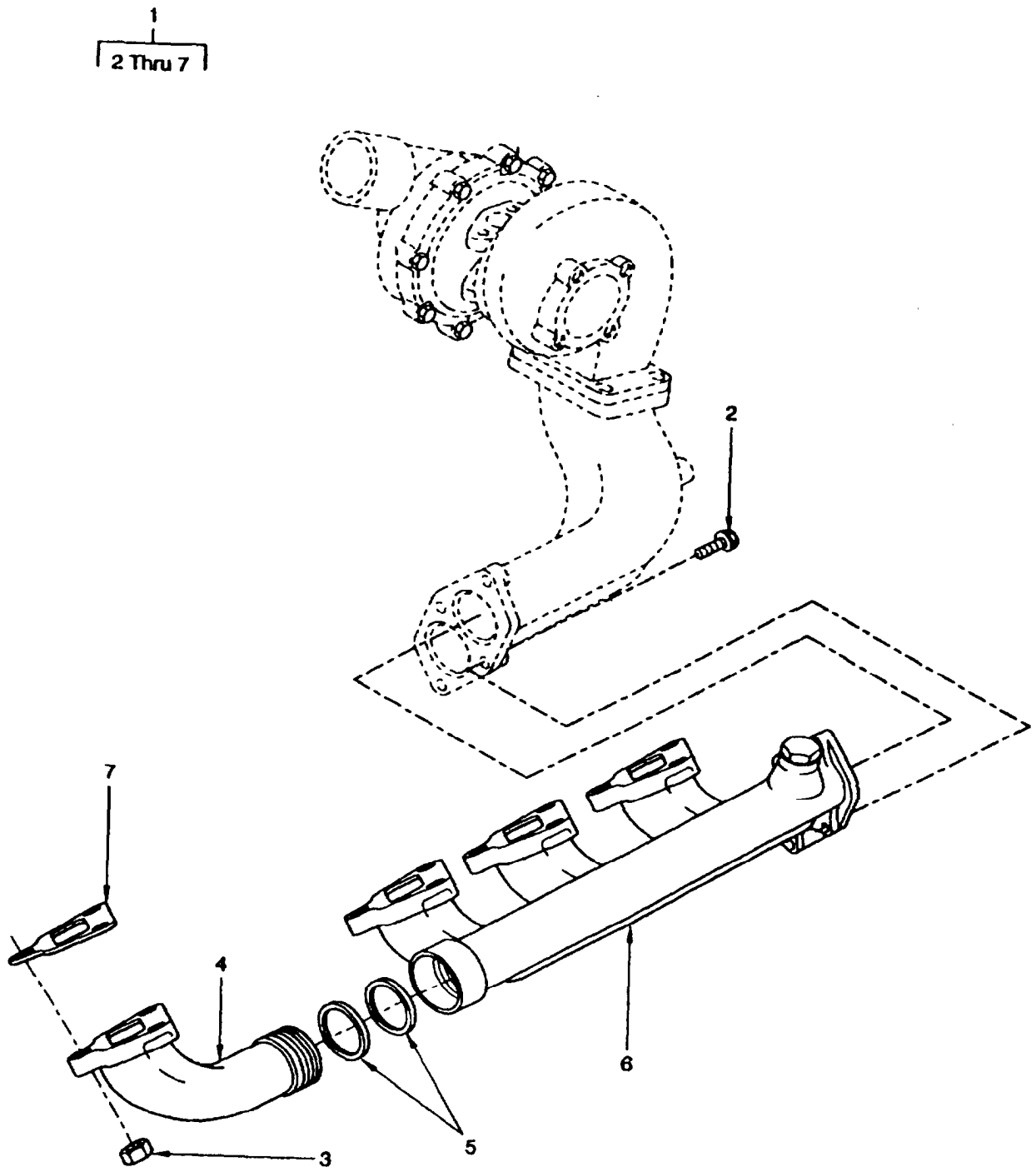


Figure 95. Exhaust Pipe Assembly,LH

SECTION II

TM 9-6115-668-23P

(1) ILLUSTRATION		(2)	(3)	(4)	(5)	(6)	(7)
(a) FIG NO.	(b) ITEM NO.	SMR CODE	NATIONAL STOCK NUMBER	CAGEC	PART NUMBER	DESCRIPTION AND USABLE ON CODES (UOC)	QTY INC IN UNIT
						GROUP 100512	
						ENGINE ASSEMBLY	
						EXHAUST PIPE ASSEMBLY, LH	
95	1	XBFFF		D2689	0504 2619	EXHAUST PIPE ASSEMBLY,LH	1
95	2	PAFZZ	5305-12-320-9197	D2689	0215 4743	SCREW,CAP,HEXAGON HEAD	4
95	3	PAFZZ	5310-12-330-5182	D2689	0418 5354	NUT,PLAIN,EXTENDED	12
95	4	XBFZZ		D2689	0242 4898	MANIFOLD,EXHAUST	1
95	5	PAFZZ	2815-12-325-4687	D8286	DIN70910-70X2,5	RING,RECTANGULAR	2
95	6	XBFZZ		D2689	0242 4896	MANIFOLD,EXHAUST	1
95	7	PAFZZ	5330-12-304-5055	D2689	0414 9791	GASKET	4
						END OF FIGURE	

1
2 Thru 7

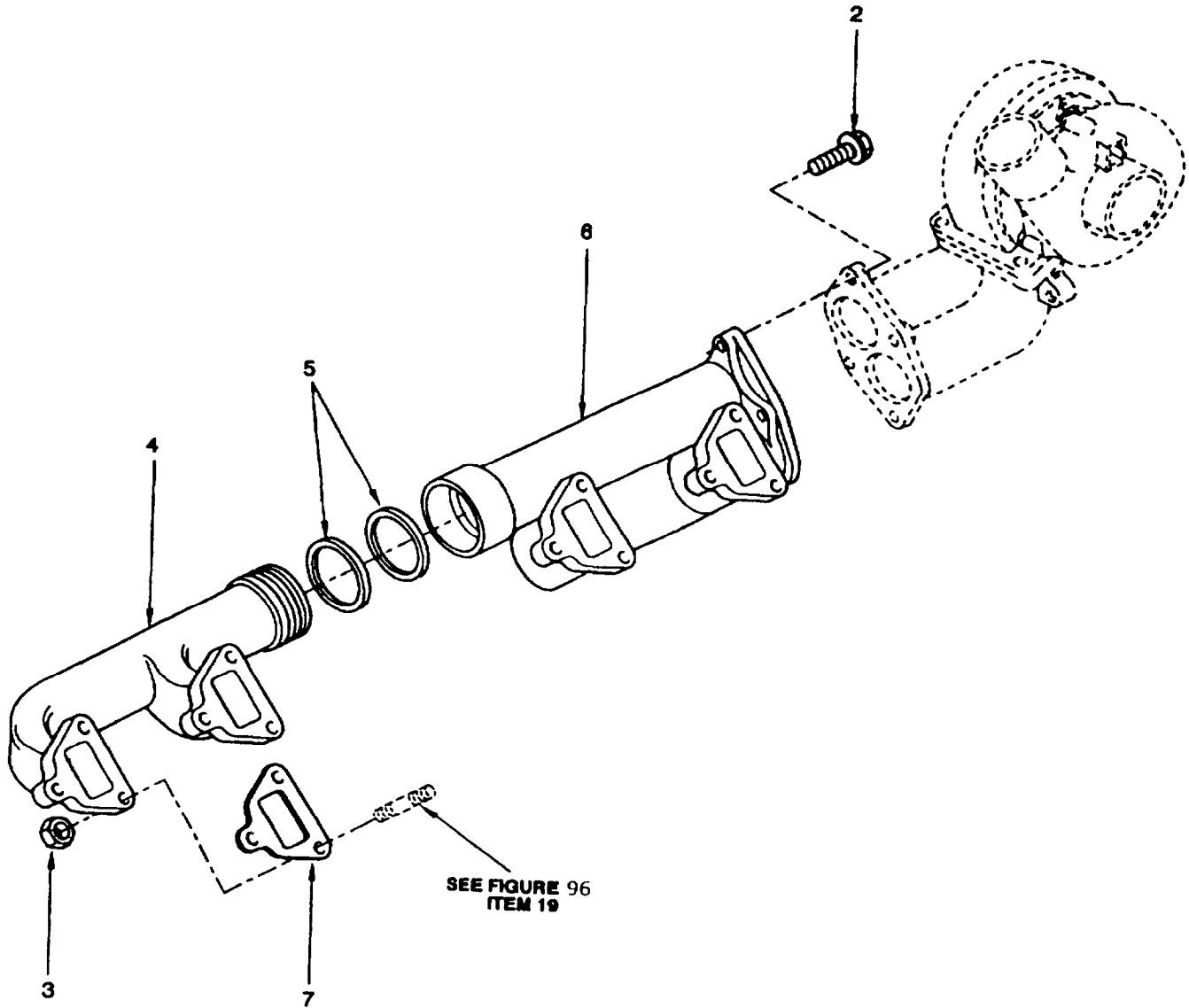


Figure 96. Exhaust Pipe Assembly,RH

SECTION II

TM 9-6115-668-23P

(1) ILLUSTRATION		(2)	(3)	(4)	(5)	(6)	(7)
(a) FIG NO.	(b) ITEM NO.	SMR CODE	NATIONAL STOCK NUMBER	CAGEC	PART NUMBER	DESCRIPTION AND USABLE ON CODES (UOC)	QTY INC IN UNIT
						GROUP 100513	
						ENGINE ASSEMBLY	
						EXHAUST PIPE ASSEMBLY, RH	
96	1	XBFFF		D2689	0504 2620	EXHAUST PIPE ASSEMBLY,RH	1
96	2	PAFZZ	5305-12-320-9197	D2689	0215 4743	SCREW,CAP,HEXAGON HEAD	4
96	3	PAFZZ	5310-12-330-5182	D2689	0418 5354	NUT,PLAIN,EXTENDED	12
96	4	PAFZZ	2815-12-346-0968	D2689	0242 4900	MANIFOLD,EXHAUST	1
96	5	PAFZZ	2815-12-325-4687	D8286	DIN70910-70X2,5	RING,RECTANGULAR	2
96	6	XBFZZ		D2689	0414 6365	MANIFOLD,EXHAUST	1
96	7	PAFZZ	5330-12-304-5055	D2689	0414 9791	GASKET	4
						END OF FIGURE	

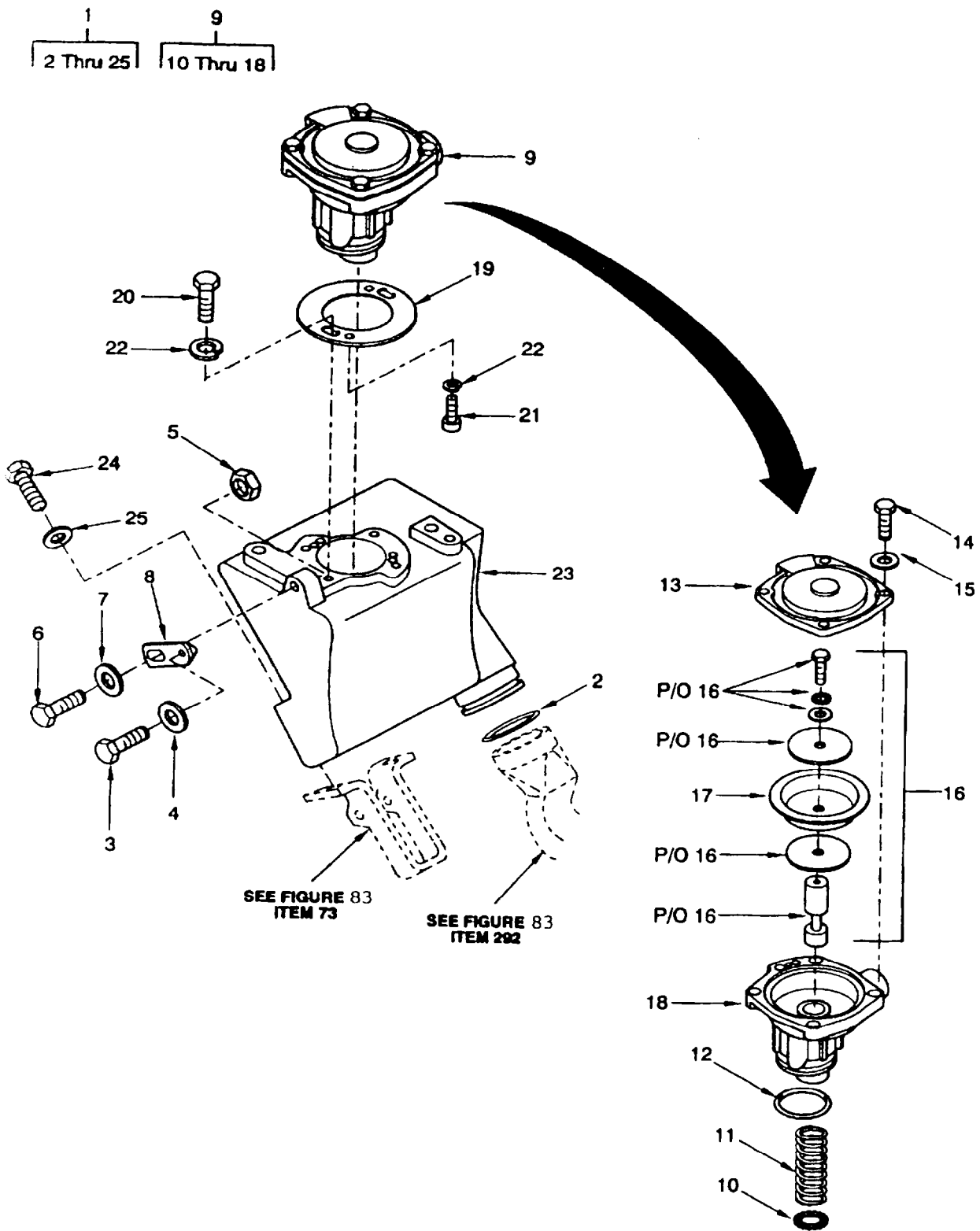


Figure 97. Breather Assembly, Crankcase

SECTION II

TM 9-6115-668-23P

(1) ILLUSTRATION		(2)	(3)	(4)	(5)	(6)	(7)
(a) FIG NO.	(b) ITEM NO.	SMR CODE	NATIONAL STOCK NUMBER	CAGEC	PART NUMBER	DESCRIPTION AND USABLE ON CODES (UOC)	QTY INC IN UNIT
						GROUP 100514	
						ENGINE ASSEMBLY	
						BREATHER ASSEMBLY, CRANKCASE	
97	1	XBFFF		D2689	0506 7443	BREATHER ASSEMBLY,CRANKCASE	1
97	2	PAFZZ	5331-12-310-5011	D2689	0117 6031	O-RING	1
97	3	PAFZZ	5305-12-181-8164	D8286	DIN933-M6X20-8.8 -A4C	SCREW,CAP,HEXAGON HEAD	1
97	4	PAFZZ	5310-12-176-2267	D2689	0121 4957	WASHER,FLAT	1
97	5	PADZZ		D8286	DIN934-M8-8-A4C	NUT,PLAIN,HEXAGON	1
97	6	PADZZ	5305-12-181-8171	D8286	DIN933-M8X28-8.8 -A4C	SCREW,CAP,HEXAGON HEAD	1
97	7	PADZZ		D8286	DIN125-A8,4-140H V-A4C	WASHER,FLAT	1
97	8	XBFFZ		D2689	0242 6769	BRACKET	1
97	9	PAOFD	4820-12-342-6851	D2689	0418 9360	VALVE,PRESSURE EQUALIZING,GASEOUS PRODUCTS	1
97	10	PAFZZ	5325-12-304-6178	D2689	0117 4995	RING,RETAINING	1
97	11	PAFZZ	5360-12-304-6871	D2689	0241 9343	SPRING,HELICAL,COMPRESSION	1
97	12	PAFZZ	5331-12-346-1089	D2689	0117 8677	PACKING PERFORM	1
97	13	PAFZZ	5340-12-304-8769	D2689	0241 3390	COVER,ACCESS	1
97	14	PAFZZ	5305-12-181-8164	D2689	0111 2264	SCREW,CAP,HEXAGON H EAD	5
97	15	PAFZZ	5310-12-154-7886	D2689	0110 7095	WASHER,FLAT	4
97	16	PAFZZ	4820-12-179-2952	D2689	0241 8444	INSERT VALVE	1
97	17	PAFZZ	4820-12-325-9239	D2689	0242 3425	DIAPHRAGM,ACTUATOR VALVE,SPECIAL SHAPED	1
97	18	PAFZZ	4820-12-304-9476	D2689	0418 0031	BODY,VALVE	1
97	19	PAFZZ	5365-12-345-6328	D2689	0418 5234	SPACER,PLATE	1
97	20	PAOZZ	5305-12-181-8460	D2689	0111 2258	SCREW,CAP,HEXAGON HEAD	2
97	21	PAFZZ	5305-12-153-5302	D2689	0110 4181	SCREW,CAP,SOCKET HEAD	2
97	22	PAOZZ	5310-12-142-8171	D2689	0112 6726	WASHER,SPRING TENSION	4
97	23	XBFFZ		D2689	0242 0921	OIL SEPARATOR	1
97	24	PAFZZ	5305-12-181-8456	D2689	0111 1193	SCREW,CAP,HEXAGON HEAD	2
97	25	PAFZZ	5365-12-165-6878	D2689	0121 4459	SPACER,SLEEVE	2
						END OF FIGURE	

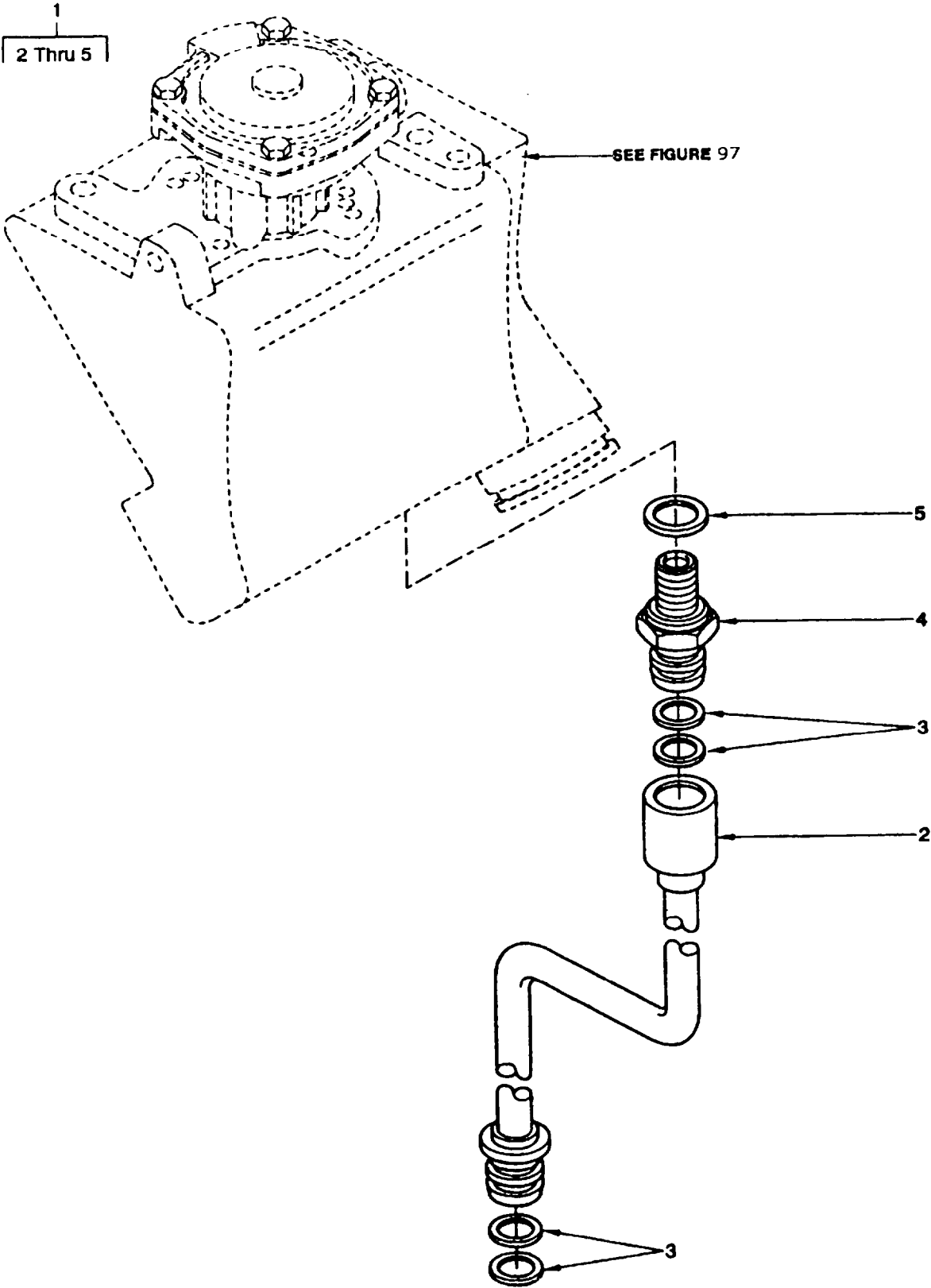


Figure 98. Oil Return Pipe Assembly, Breather

SECTION II

TM 9-6115-668-23P

(1) ILLUSTRATION		(2)	(3)	(4)	(5)	(6)	(7)
(a) FIG NO.	(b) ITEM NO.	SMR CODE	NATIONAL STOCK NUMBER	CAGEC	PART NUMBER	DESCRIPTION AND USABLE ON CODES (UOC)	QTY INC IN UNIT
						GROUP 100515 ENGINE ASSEMBLY OIL RETURN TUBE ASSY, BREATHER	
98	1	XBFFF		D2689	0505 0143	OIL RETURN PIPE ASSEMBLY,BREATHER	1
98	2	XBFZZ		D2689	0242 0978	TUBE,OIL RETURN	1
98	3	PAFZZ	5331-12-165-5784	D2689	0116 5996	O-RING	4
98	4	PAFZZ	4730-12-325-8798	D2689	0242 0936	ADAPTER,STRAIGHT,TUBE TO BOSS	1
98	5	PAFZZ	5330-12-156-4522	D8286	DIN7603-A14X18-C U	GASKET	1
						END OF FIGURE	

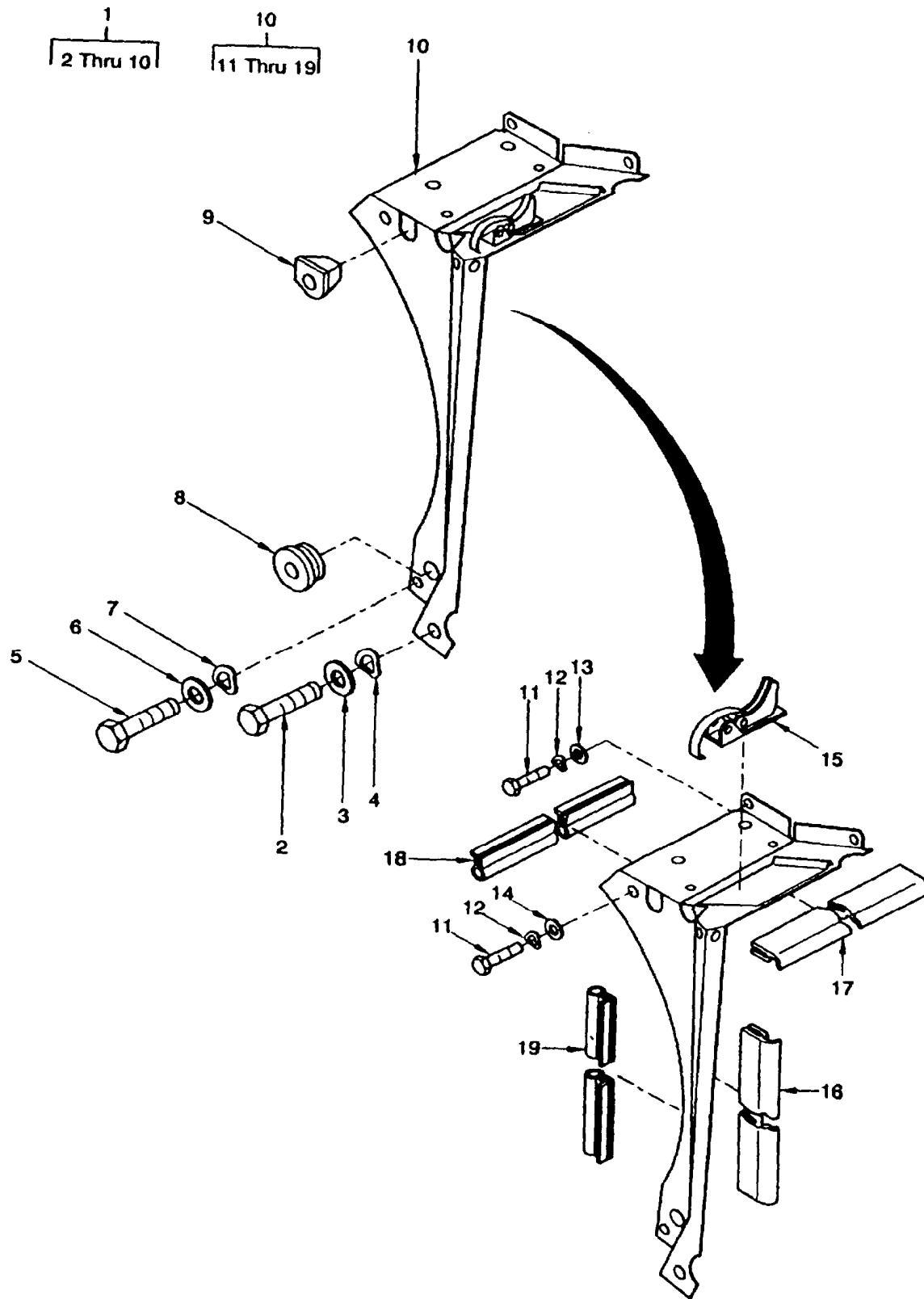


Figure 99. Cover Plate Assembly, Oil Cooler

SECTION II

TM 9-6115-668-23P

(1) ILLUSTRATION		(2)	(3)	(4)	(5)	(6)	(7)
(a) FIG NO.	(b) ITEM NO.	SMR CODE	NATIONAL STOCK NUMBER	CAGEC	PART NUMBER	DESCRIPTION AND USABLE ON CODES (UOC)	QTY INC IN UNIT
						GROUP 100516 ENGINE ASSEMBLY COVER PLATE ASSEMBLY, OIL COOLER	
99	1	XBFFF		D2689	0506 7417	COVER PLATE ASSEMBLY,OIL COOLER	1
99	2	PAFZZ	5305-12-181-8164	D2689	0111 2264	SCREW,CAP,HEXAGON HEAD	1
99	3	PAFZZ	5310-12-142-8171	D2689	0112 6726	WASHER,SPRING TENSION	1
99	4	PAFZZ	5310-12-123-1211	D2689	0337 0359	WASHER,FLAT	1
99	5	PAFZZ	5305-12-182-4968	D2689	0111 2307	SCREW,CAP,HEXAGON HEAD	1
99	6	PAFZZ	5310-12-142-8173	D8286	DIN137-B8-FST-A3 P	WASHER,SPRING TENSION	1
99	7	PAFZZ	5365-12-165-6878	D2689	0121 4459	SPACER,SLEEVE	1
99	8	PAOZZ	5340-12-304-8251	D2689	0241 9083	PLUG,PROTECTIVE,DUST AND MOISTURE SEAL	V
99	9	PAFZZ	5325-12-345-8860	D2689	0419 0747	GROMMET,NONMETALLIC	V
99	10	XBFFF		D2689	0242 6940	COVER,PLATE	1
99	11	PAFZZ	5305-12-309-7506	D2689	0110 3316	SCREW,CAP,HEXAGON HEAD	5
99	12	PAFZZ	5310-12-142-8171	D2689	0112 6726	WASHER,SPRING TENSION	5
99	13	PAFZZ	5310-12-123-1211	D2689	0337 0359	WASHER,FLAT	2
99	14	PAFZZ	5310-12-176-2267	D2689	0121 4957	WASHER,FLAT	3
99	15	PAFZZ	5340-12-302-9654	D2689	0121 2482	CATCH,CLAMPING	1
99	16	PAFZZ	9390-12-171-2769	D2689	0138 8676	NONMETALLIC CHANNEL	1
99	17	PAFZZ	9390-12-346-1090	D2689	0140 4817	NONMETALLIC SPECIAL SHAPED SECTION	1
99	18	PAFZZ		D2689	0139 3349-5.85 I NCH	CLAMPING,PROFILE 5.85 INCH	1
99	19	PAFZZ		D2689	0139 3349-14.78 INCH	CLAMPING,PROFILE 14.78 INCH	1
						END OF FIGURE	

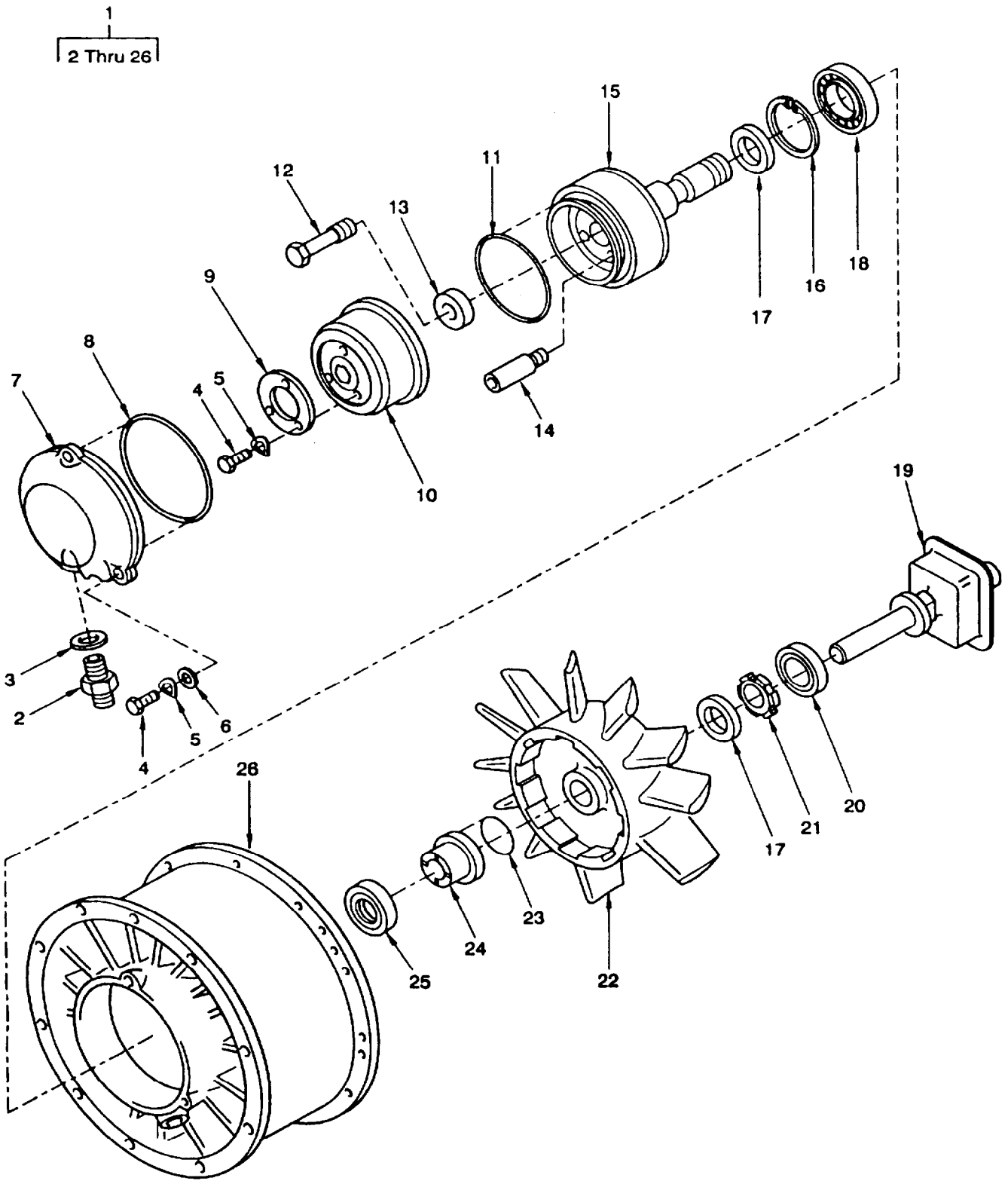


Figure 100. Cooling Blower Assembly

SECTION II

TM 9-6115-668-23P

(1) ILLUSTRATION		(2)	(3)	(4)	(5)	(6)	(7)
(a) FIG NO.	(b) ITEM NO.	SMR CODE	NATIONAL STOCK NUMBER	CAGEC	PART NUMBER	DESCRIPTION AND USABLE ON CODES (UOC)	QTY INC IN UNIT
						GROUP 100517	
						ENGINE ASSEMBLY	
						COOLING BLOWER ASSEMBLY	
100	1	XBFFF		D2689	0242 0874	COOLING BLOWER ASSEMBLY	1
100	2	PAFZZ	4730-12-320-5137	D2689	0117 2896	ADAPTER,STRAIGHT,TUBE TO BOSS	1
100	3	PAFZZ	5330-12-156-4526	D8286	DIN7603-A18X22-C U	GASKET	1
100	4	PAFZZ	5305-12-181-8467	D2689	0112 3749	SCREW,CAP,HEXAGON HEAD	6
100	5	PAFZZ	5310-12-142-8171	D2689	0112 6726	WASHER,SPRING TENSION	6
100	6	PAFZZ	5310-12-176-2267	D2689	0121 4957	WASHER,FLAT	3
100	7	XBFFF		D2689	0418 2498	COVER	1
100	8	PAFZZ	5330-12-304-1480	D2689	0116 1249	O-RING	1
100	9	XBFZZ		D2689	0337 0254	RING	1
100	10	XBFZZ		D2689	0337 0257	COVER,FILTER	1
100	11	PAFZZ	5330-12-163-4886	D2689	0116 4294	O-RING	1
100	12	PAFZZ	5306-12-179-7298	D2689	0241 2187	BOLT,INTERNALLY RELIEVED BODY	1
100	13	PAFZZ	2930-12-165-7690	D2689	0336 1961	BEARING,WASHER,SPEC	1
100	14	PAFZZ	5307-12-167-2371	D2689	0240 9732	STUD,EXTENSION	3
100	15	XBFZZ		D2689	0241 8445	COUPLING,CLUTCH	1
100	16	PAFZZ	5325-14-213-0605	D2689	0110 7850	RING,RETAINING	1
100	17	PAFZZ	5365-12-131-0786	D2689	0337 0239	SPACER,SLEEVE	2
100	18	PAFZZ	3110-12-162-7469	D2689	0112 2278	BEARING,BALL,ANNULAR	1
100	19	XBFZZ		D2689	0241 2033	SHAFT,DRIVE	1
100	20	PAFZZ	5330-12-314-0454	D2689	0414 8451	SEAL,PLAIN ENCASED	1
100	21	PAFZZ	5310-12-181-8471	D2689	0113 2990	NUT,PLAIN,ROUND	1
100	22	XBFZZ		D2689	0242 1790	IMPELLER	1
100	23	PAFZZ	5331-12-163-1073	D2689	0116 3818	O-RING	1
100	24	PAFZZ	5365-12-165-7691	D2689	0241 2147	SPACER,SLEEVE	1
100	25	PAFZZ	5330-12-332-3850	D2689	0418 2347	SEAL,PLAIN	1
100	26	XBFZZ		D2689	0242 0855	STATOR,IMPELLER	1
						END OF FIGURE	

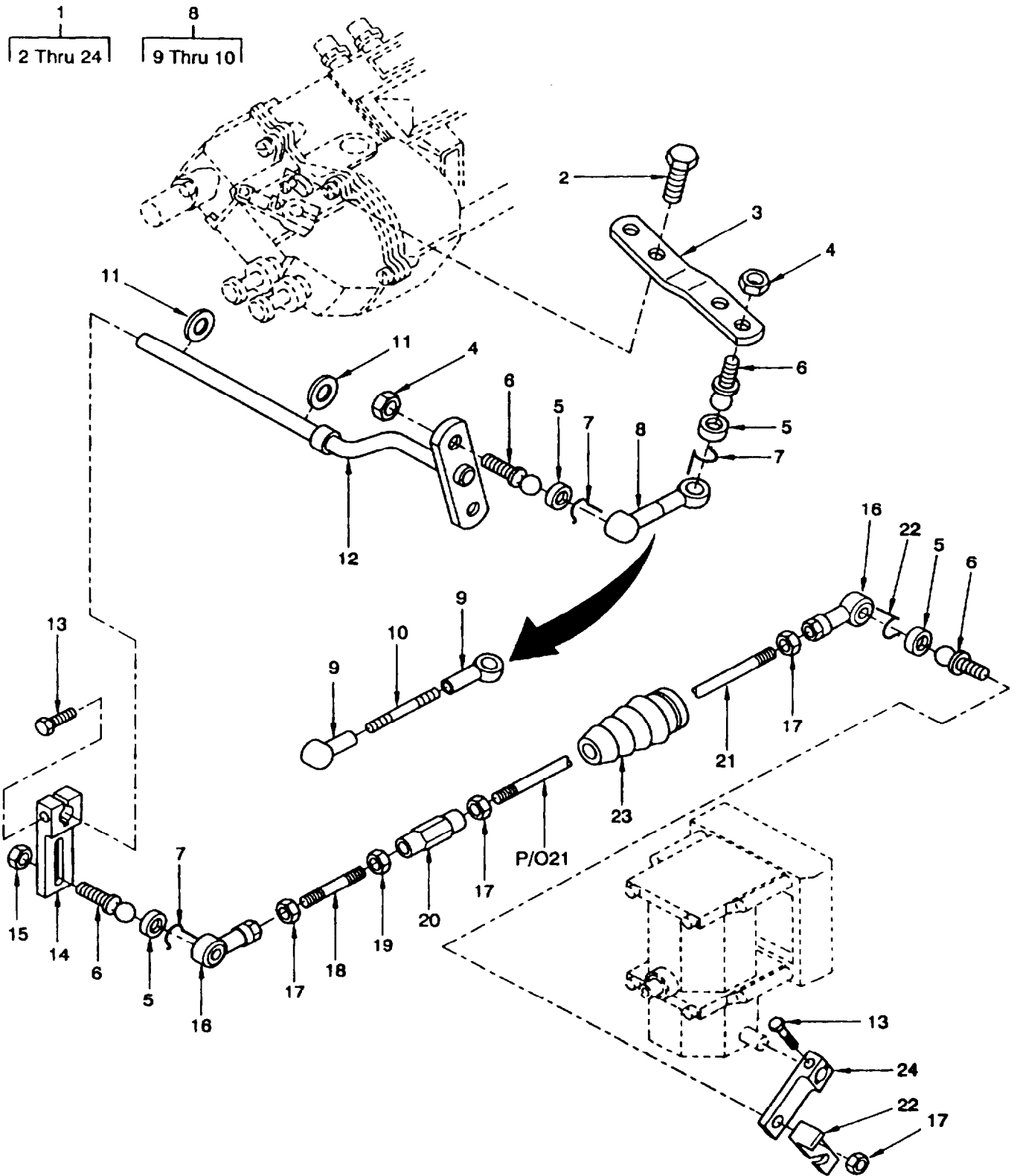


Figure 101. Linkage Assembly

SECTION II

TM 9-6115-668-23P

(1) ILLUSTRATION		(2)	(3)	(4)	(5)	(6)	(7)
(a) FIG NO.	(b) ITEM NO.	SMR CODE	NATIONAL STOCK NUMBER	CAGEC	PART NUMBER	DESCRIPTION AND USABLE ON CODES (UOC)	QTY INC IN UNIT
						GROUP 100518	
						ENGINE ASSEMBLY	
						LINKAGE ASSEMBLY	
101	1	XBFFF		D2689	0505 0976	LINKAGE ASSEMBLY	1
101	2	PAFZZ	5305-12-309-7506	D2689	0110 3316	SCREW,CAP,HEXAGON HEAD	2
101	3	PAFZZ	5340-12-316-5925	D2689	0242 0018	BRACKET,DOUBLE ANGLE	1
101	4	PAFZZ	5310-12-124-0565	D2689	0111 2813	NUT,PLAIN,HEXAGON	2
101	5	PAFZZ	5340-12-346-1469	D2689	0132 1044	CAP,PROTECTIVE,DUST AND MOISTURE SEAL	4
101	6	PAFZZ	5307-12-346-2189	D2689	0114 4101	STUD,BALL	4
101	7	PAFZZ	5340-12-178-6842	D2689	0112 0997	CLIP,RETAINING	4
101	8	PAFZZ	3040-12-345-9319	D2689	0242 0053	CONNECTING LINK,RIGID	1
101	9	PAFZZ	3040-12-345-9462	D2689	0114 4100	BALL JOINT	2
101	10	PAFZZ	5306-12-346-2190	D2689	0418 3258	ROD,THREADED END	1
101	11	PAFZZ	5310-12-161-5743	D8286	DIN433-13-140HV- A3P	WASHER,FLAT	2
101	12	PAFZZ	3040-12-345-9463	D2689	0242 0047	CONNECTING LINK,RIGID	1
101	13	PAFZZ	5305-12-181-8164	D2689	0111 2264	SCREW,CAP,HEXAGON HEAD	2
101	14	PAFZZ	3040-12-346-2191	D2689	0414 8952	LEVER,REMOTE CONTROL	1
101	15	PAFZZ	5310-12-346-0687	D2689	0414 2336	NUT,SLEEVE	1
101	16	PAFZZ	2990-12-345-8407	D2689	0121 1104	CONNECTION PIECE	2
101	17	PAFZZ	5310-12-124-0565	D2689	0111 2813	NUT,PLAIN,HEXAGON	3
101	18	PAFZZ	5307-12-346-2192	D2689	0414 2345	STUD,PLAIN	1
101	19	PAFZZ	5310-12-346-0169	D2689	0111 2819	NUT,PLAIN,HEXAGON	1
101	20	PAFZZ	5340-12-346-1542	D2689	0111 5358	TURNBUCKLE BODY	1
101	21	PAFZZ	5306-12-346-2193	D2689	0414 8951	ROD,THREADED END	1
101	22	PAFZZ	5340-12-346-1470	D2689	0224 4424	HOOK,SUPPORT	1
101	23	PAFZZ	9390-12-315-0370	D2689	0224 9246	BELLOWS,PROTECTION	1
101	24	PAFZZ	3040-12-346-2194	D2689	0212 4235	LEVER,REMOTE CONTROL	1
						END OF FIGURE	

1
2 Thru 20

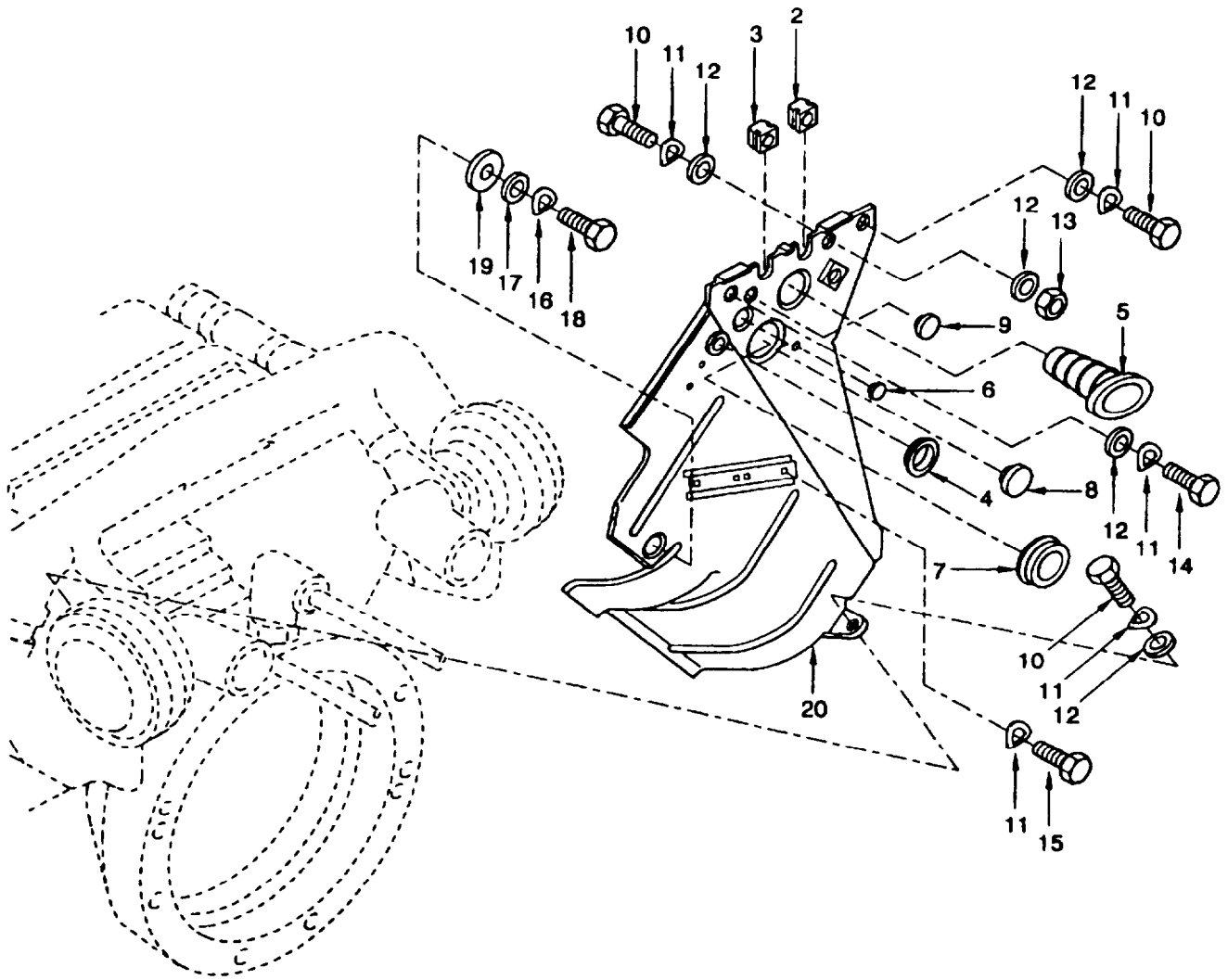


Figure 102. Cooling Air Duct Assembly,Rear LH

SECTION II

TM 9-6115-668-23P

(1) ILLUSTRATION		(2)	(3)	(4)	(5)	(6)	(7)
(a) FIG NO.	(b) ITEM NO.	SMR CODE	NATIONAL STOCK NUMBER	CAGEC	PART NUMBER	DESCRIPTION AND USABLE ON CODES (UOC)	QTY INC IN UNIT
						GROUP 100519 ENGINE ASSEMBLY COOLING AIR DUCT ASSEMBLY, REAR, LH	
102	1	XBFFF		D2689	0506 4778	COOLING AIR DUCT ASSEMBLY,REAR,LH	1
102	2	PAFZZ	5325-12-345-8860	D2689	0419 0747	GROMMET,NONMETALLIC	1
102	3	PAFZZ	5325-12-345-8861	D2689	0419 0748	GROMMET,NONMETALLIC	1
102	4	PAFZZ	5340-12-304-7507	D2689	0241 9084	PLUG,PROTECTIVE,DUST AND MOISTURE SEAL	2
102	5	PAFZZ	9390-12-315-0370	D2689	0224 9246	BELLOWS,PROTECTION	1
102	6	PAFZZ	5340-12-336-9891	D2689	0117 5750	PLUG,PROTECTIVE,DUST AND MOISTURE SEAL	1
102	7	PAFZZ	5340-12-336-9890	D2689	0414 8450	PLUG,PROTECTIVE,DUST AND MOISTURE SEAL	1
102	8	PAFZZ	5340-12-336-9889	D2689	0242 3478	PLUG,PROTECTIVE,DUST AND MOISTURE SEAL	1
102	9	PAFZZ	5340-12-165-7853	D2689	0117 2794	PLUG,PROTECTIVE,DUST AND MOISTURE SEAL	1
102	10	PAFZZ	5305-12-181-8168	D8286	DIN933-M8X18-8.8 -A4C	SCREW,CAP,HEXAGON HEAD	3
102	11	PAFZZ	5310-12-142-8173	D8286	DIN137-B8-FST-A3 P	WASHER,SPRING TENSION	4
102	12	PAFZZ	5365-12-165-6878	D2689	0121 4459	SPACER,SLEEVE	5
102	13	PAFZZ	5310-12-144-6214	D2689	0111 2824	NUT,PLAIN,HEXAGON	1
102	14	PAFZZ	5306-01-266-7779	D8286	DIN933-M8X25-8.8 -A4C	BOLT,MACHINE	1
102	15	PAFZZ	5305-12-181-8467	D2689	0112 3749	SCREW,CAP,HEXAGON HEAD	1
102	16	PAFZZ	5310-12-142-8171	D2689	0112 6726	WASHER,SPRING TENSION	2
102	17	PAFZZ	5310-12-123-1211	D2689	0337 0359	WASHER,FLAT	1
102	18	PAFZZ	5305-12-309-7506	D2689	0110 3316	SCREW,CAP,HEXAGON HEAD	1
102	19	PAFZZ	5340-12-165-7852	D2689	0336 2076	SEAT,HELICAL COMPRESSION SPRING	1
102	20	XBFZZ		D2689	0418 6122	PLATE,COVER,REAR,LH	1
						END OF FIGURE	

1
2 Thru 19

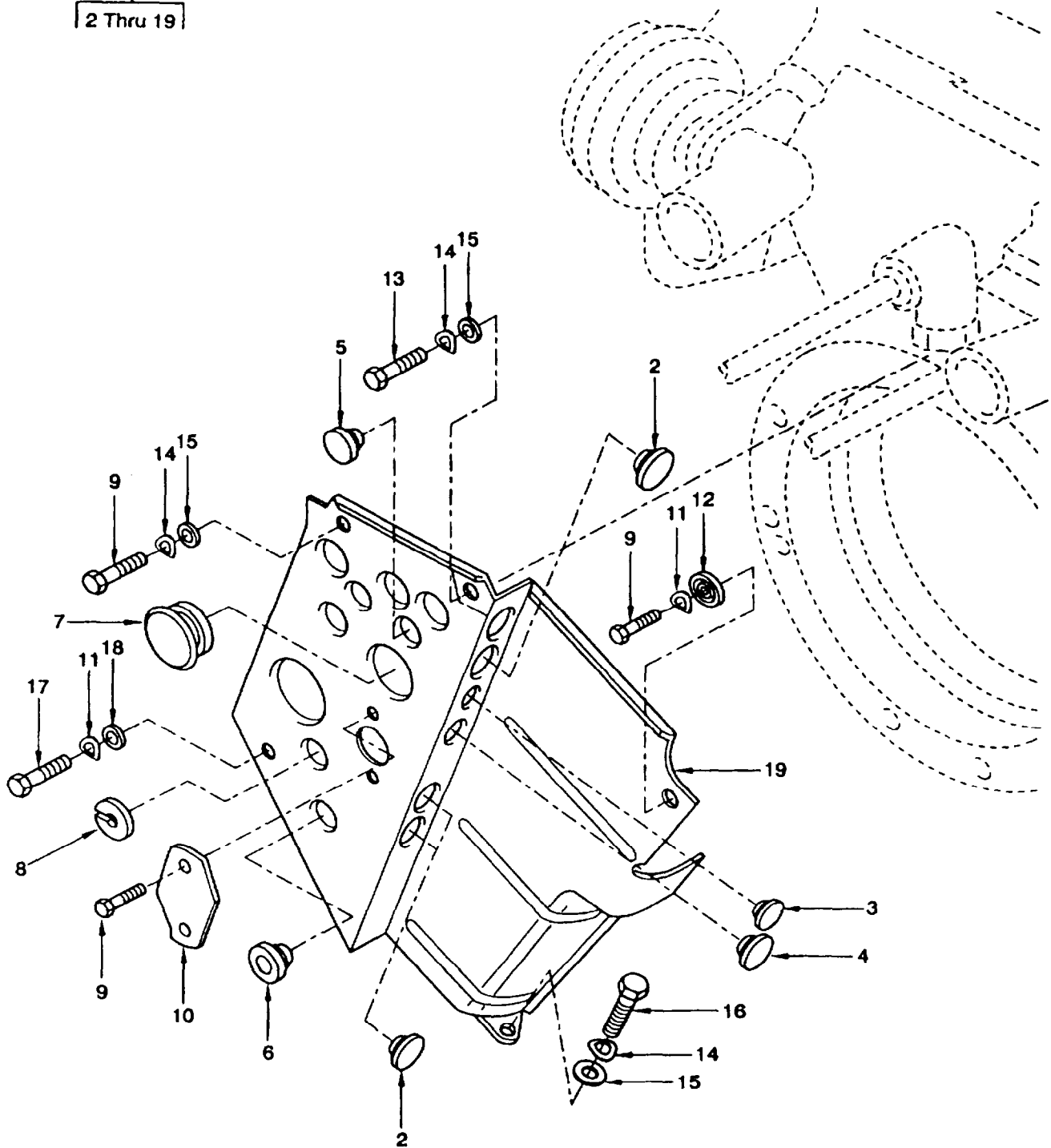


Figure 103. Cooling Air Duct Assembly,Rear RH

SECTION II

TM 9-6115-668-23P

(1) ILLUSTRATION		(2)	(3)	(4)	(5)	(6)	(7)
(a) FIG NO.	(b) ITEM NO.	SMR CODE	NATIONAL STOCK NUMBER	CAGEC	PART NUMBER	DESCRIPTION AND USABLE ON CODES (UOC)	QTY INC IN UNIT
						GROUP 100520 ENGINE ASSEMBLY COOLING AIR DUCT ASSEMBLY REAR, RH	
103	1	XBFFF		D2689	0506 4126	COOLING AIR DUCT ASSEMBLY,REAR,RH	1
103	2	PAFZZ	5340-12-304-7507	D2689	0241 9084	PLUG,PROTECTIVE,DUST AND MOISTURE SEAL	4
103	3	PAFZZ	5340-12-336-9891	D2689	0117 5750	PLUG,PROTECTIVE,DUST AND MOISTURE SEAL	1
103	4	PAFZZ	5340-12-165-7853	D2689	0117 2794	PLUG,PROTECTIVE,DUST AND MOISTURE SEAL	1
103	5	PAFZZ	5340-12-304-8251	D2689	0241 9083	PLUG,PROTECTIVE,DUST AND MOISTURE SEAL	1
103	6	PAFZZ	5340-12-336-9889	D2689	0242 3478	PLUG,PROTECTIVE,DUST AND MOISTURE SEAL	1
103	7	PAFZZ	5340-12-336-9890	D2689	0414 8450	PLUG,PROTECTIVE,DUST AND MOISTURE SEAL	1
103	8	PAFZZ	5325-12-165-7393	D2689	0117 1502	GROMMET,NONMETALLIC	1
103	9	PAFZZ	5305-12-309-7506	D2689	0110 3316	SCREW,CAP,HEXAGON HEAD	4
103	10	XBFZZ		D2689	0418 4648	PLATE	1
103	11	PAFZZ	5310-12-142-8171	D2689	0112 6726	WASHER,SPRING TENSION	2
103	12	PAFZZ	5340-12-165-7852	D2689	0336 2076	SEAT,HELICAL COMPRESSION SPRING	1
103	13	PAFZZ	5306-01-266-7779	D8286	DIN933-M8X25-8.8 -A4C	BOLT,MACHINE	1
103	14	PAFZZ	5310-12-142-8173	D8286	DIN137-B8-FST-A3 P	WASHER,SPRING TENSION	3
103	15	PAFZZ	5365-12-165-6878	D2689	0121 4459	SPACER,SLEEVE	3
103	16	PAFZZ	5305-12-181-8168	D8286	DIN933-M8X18-8.8 -A4C	SCREW,CAP,HEXAGON HEAD	2
103	17	PAFZZ	5305-12-181-8467	D2689	0112 3749	SCREW,CAP,HEXAGON HEAD	1
103	18	PAFZZ	5310-12-123-1211	D2689	0337 0359	WASHER,FLAT	1
103	19	XBFZZ		D2689	0418 4714	PLATE,COVER,REAR,RH	1
						END OF FIGURE	

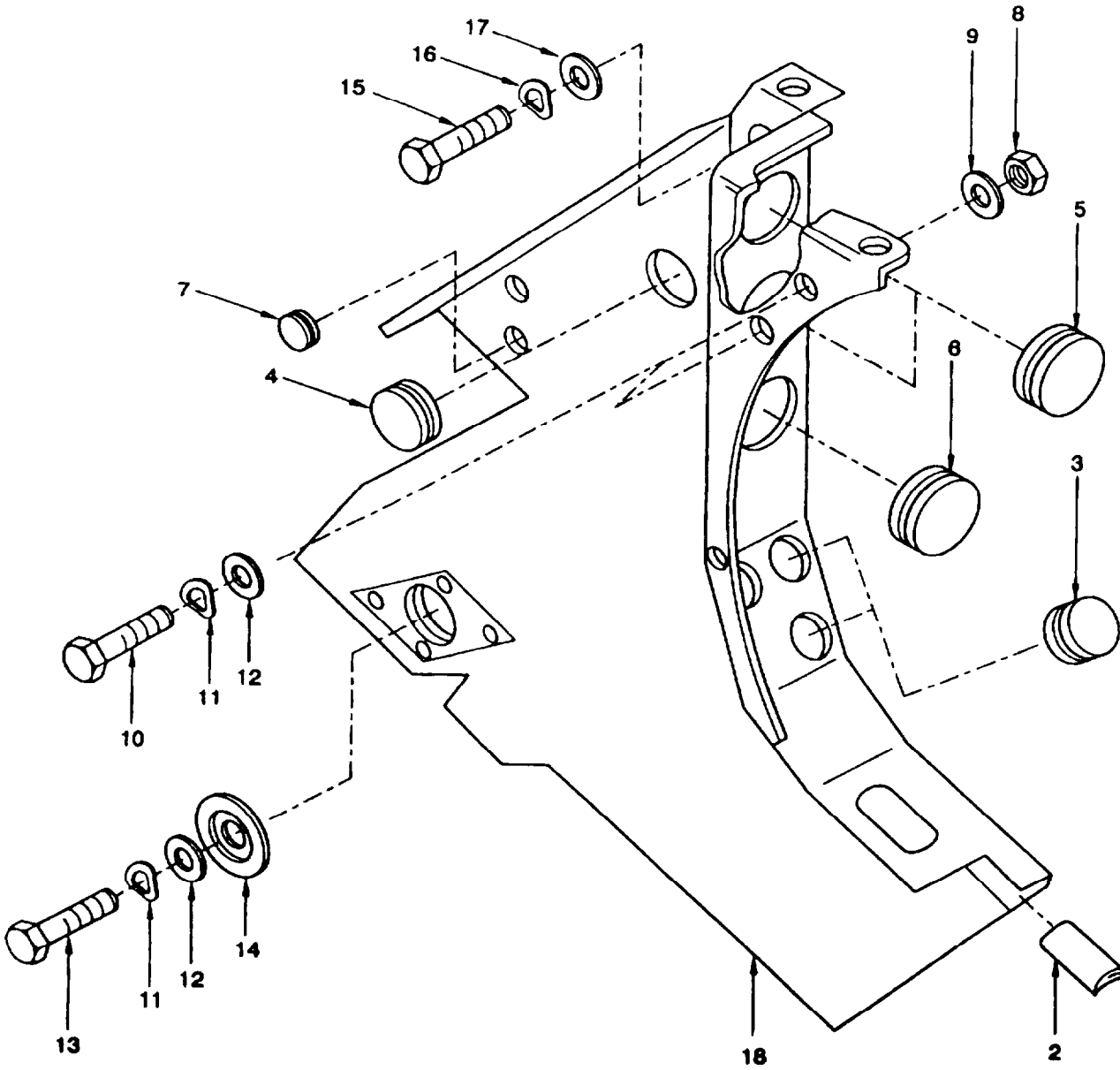


Figure 104. Cooling Air Duct Assembly, Front, RH

SECTION II

TM 9-6115-668-23P

(1) ILLUSTRATION		(2)	(3)	(4)	(5)	(6)	(7)
(a) FIG NO.	(b) ITEM NO.	SMR CODE	NATIONAL STOCK NUMBER	CAGEC	PART NUMBER	DESCRIPTION AND USABLE ON CODES (UOC)	QTY INC IN UNIT
						GROUP 100521 ENGINE ASSEMBLY COOLING AIR DUCT ASSEMBLY, FRONT, RH	
104	1	XBFFF		D2689	0504 2659	COOLING AIR DUCT ASSEMBLY,FRONT,RH	1
104	2	PAFZZ	9390-12-310-4842	D2689	0139 5289	NONMETALLIC CHANNEL	1
104	3	PAFZZ	5340-12-165-7855	D2689	0116 1289	PLUG,PROTECTIVE,DUST AND MOISTURE SEAL	3
104	4	PAFZZ	5340-12-314-8017	D2689	0117 4489	PLUG,PROTECTIVE,DUST AND MOISTURE SEAL	2
104	5	PAFZZ	5340-12-304-8251	D2689	0241 9083	PLUG,PROTECTIVE,DUST AND MOISTURE SEAL	2
104	6	PAFZZ	5340-12-304-7507	D2689	0241 9084	PLUG,PROTECTIVE,DUST AND MOISTURE SEAL	1
104	7	PAFZZ	5340-12-165-7853	D2689	0117 2794	PLUG,PROTECTIVE,DUST AND MOISTURE SEAL	1
104	8	PAFZZ	5310-12-124-0565	D2689	0111 2813	NUT,PLAIN,HEXAGON	1
104	9	PAFZZ	5310-12-176-2267	D2689	0121 4957	WASHER,FLAT	1
104	10	PAFZZ	5305-12-181-8164	D2689	0111 2264	SCREW,CAP,HEXAGON HEAD	2
104	11	PAFZZ	5310-12-142-8171	D2689	0112 6726	WASHER,SPRING TENSION	3
104	12	PAFZZ	5310-12-123-1211	D2689	0337 0359	WASHER,FLAT	2
104	13	PAFZZ	5305-12-309-7506	D2689	0110 3316	SCREW,CAP,HEXAGON HEAD	1
104	14	PAFZZ	5340-12-165-7852	D2689	0336 2076	SEAT,HELICAL COMPRESSION SPRING	1
104	15	PAFZZ	5306-01-266-7779	D8286	DIN933-M8X25-8.8 -A4C	BOLT,MACHINE	1
104	16	PAFZZ	5310-12-142-8173	D8286	DIN137-B8-FST-A3 P	WASHER,SPRING TENSION	1
104	17	PAFZZ	5365-12-165-6878	D2689	0121 4459	SPACER,SLEEVE	1
104	18	XBFZZ		D2689	0242 6540	PLATE,COVER,FRONT,RH	1
						END OF FIGURE	

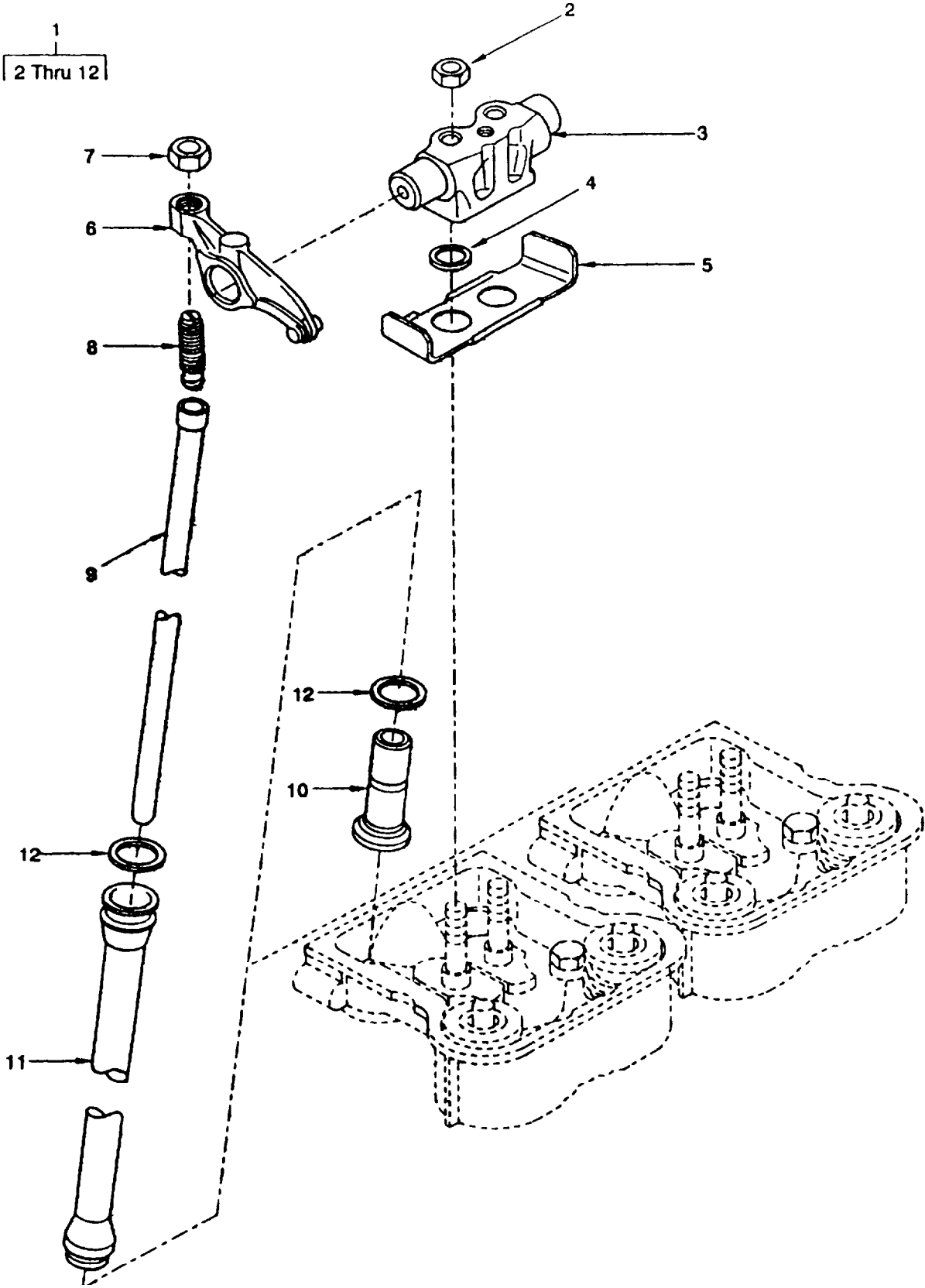


Figure 105. Valve Drive Assembly

SECTION II

TM 9-6115-668-23P

(1) ILLUSTRATION		(2)	(3)	(4)	(5)	(6)	(7)
(a) FIG NO.	(b) ITEM NO.	SMR CODE	NATIONAL STOCK NUMBER	CAGEC	PART NUMBER	DESCRIPTION AND USABLE ON CODES (UOC)	QTY INC IN UNIT
						GROUP 100522	
						ENGINE ASSEMBLY	
						VALVE DRIVE ASSEMBLY	
105	1	XBFFF		D2689	0502 1334	VALVE DRIVE ASSEMBLY	8
105	2	PAFZZ	5310-12-156-4996	D2689	0112 7085	NUT,PLAIN,HEXAGON	2
105	3	XBFZZ		D2689	0336 1678	BRACKET,ROCKER ARM	1
105	4	PAFZZ	5331-12-166-4502	D2689	0214 8385	O-RING	2
105	5	PAFZZ	5340-12-305-0210	D2689	0241 8653	BRACKET,DOUBLE ANGLE	1
105	6	PAFZZ	2815-12-160-1532	D2689	0418 7201	ROCKER ARM,ENGINE POPPET VALVE	2
105	7	PAFZZ	5310-12-163-1376	D2689	0240 7604	NUT,PLAIN,HEXAGON	2
105	8	PAFZZ	2815-12-162-7351	D2689	0240 3900	SCREW,MACHINE,SPECI	2
105	9	PAFZZ	2815-12-157-3565	D2689	0240 3955	PUSH ROD,ENGINE POPPET VALVE	2
105	10	PAFZZ	2815-12-315-0374	D2689	0414 9230	TAPPET,ENGINE POPPET VALVE	2
105	11	PAFZZ	4710-12-199-9368	D2689	0241 8534	TUBE,METALLIC	2
105	12	PAFZZ	5331-12-314-3849	D2689	0117 6598	O-RING	4
						END OF FIGURE	

1
2 Thru 8

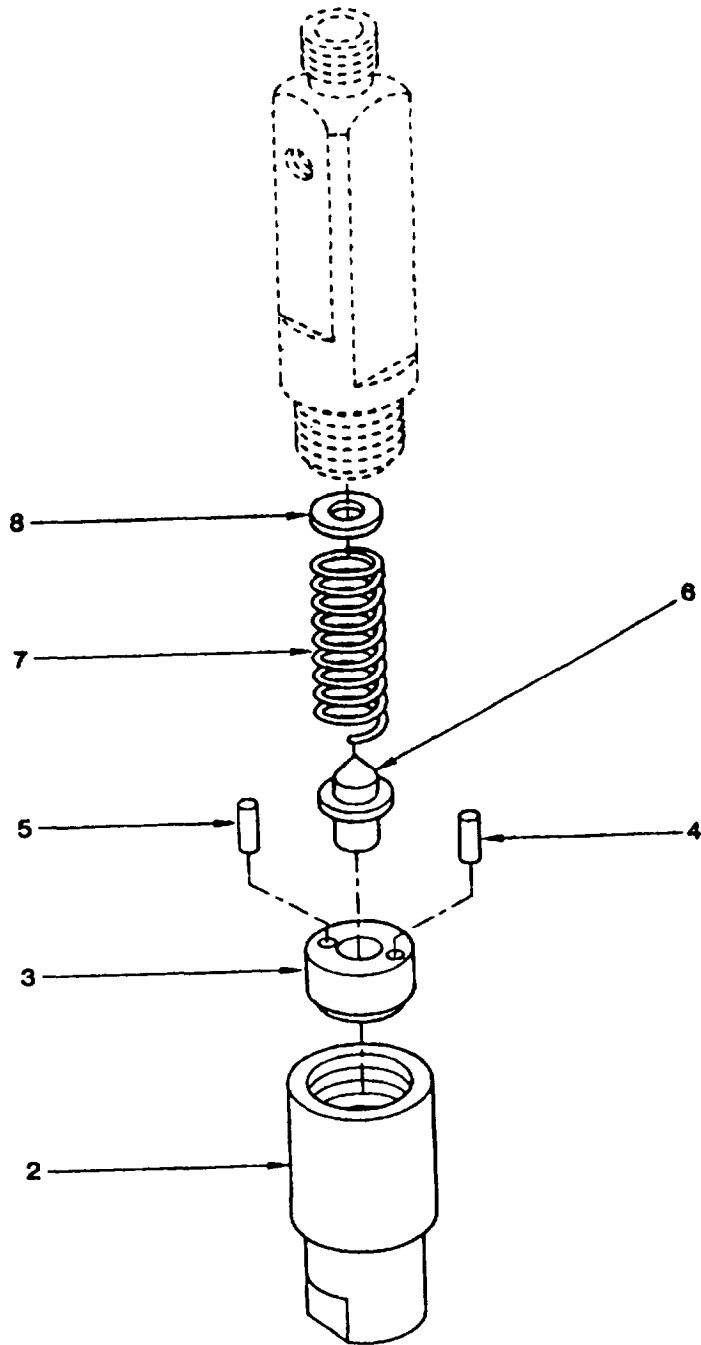


Figure 106. Nozzle Holder Assembly

SECTION II

TM 9-6115-668-23P

(1) ILLUSTRATION		(2)	(3)	(4)	(5)	(6)	(7)
(a) FIG NO.	(b) ITEM NO.	SMR CODE	NATIONAL STOCK NUMBER	CAGEC	PART NUMBER	DESCRIPTION AND USABLE ON CODES (UOC)	QTY INC IN UNIT
						GROUP 100523 ENGINE ASSEMBLY INJECTOR ASSEMBLY, FUEL	
106	1	PAFDD	2910-12-341-9566	D2689	0414 3814	INJECTOR ASSEMBLY,FUEL	8
106	2	PADZZ	4730-12-165-6170	D2689	0129 8480	NUT,UNION	1
106	3	PADZZ	2910-12-346-1987	D2689	0130 9963	INSERT,FUEL INJECTOR ASSEMBLY	1
106	4	PADZZ	5315-12-310-0417	D2689	2016 8122	PIN,SPRING	2
106	5	PADZZ	5315-12-310-0418	F5878	2016 8121	PIN,SPRING SS	2
106	6	PADZZ	5315-12-199-3354	D2689	0130 6957	PIN,SHOULDER,HEADLESS	1
106	7	PADZZ	5360-12-165-7851	D2689	0129 8481	SPRING,HELICAL,COMPRESSION	1
106	8	PADZZ	5310-12-127-1477	D2689	1202 8276	WASHER,FLAT 1.80MM THICK (SELECTING PART)	1
106	8	PADZZ	5310-12-127-1469	D2689	1202 8269	WASHER,FLAT 1.44MM THICK (SELECTING PART)	1
106	8	PADZZ	5310-12-127-1470	D2689	1202 8270	WASHER,FLAT 1.50MM THICK (SELECTING PART)	1
106	8	PADZZ	5310-12-127-1471	D2689	1202 8271	WASHER,FLAT 1.54MM THICK (SELECTING PART)	1
106	8	PADZZ	5310-12-127-1472	D2689	1202 8272	WASHER,FLAT 1.60MM THICK (SELECTING PART)	1
106	8	PADZZ	5310-12-127-1474	D2689	1202 8273	WASHER,FLAT 1.64MM THICK (SELECTING PART)	1
106	8	PADZZ	5310-12-127-1473	D2689	1202 8275	WASHER,FLAT 1.74MM THICK (SELECTING PART)	1
106	8	PADZZ	5310-12-130-0560	D2689	1202 8277	WASHER,FLAT 1.84MM THICK (SELECTING PART)	1
106	8	PADZZ	5310-12-130-0559	D2689	1202 8278	WASHER,FLAT 1.90MM THICK (SELECTING PART)	1
106	8	PADZZ	5310-12-130-0561	D2689	0129 0473	WASHER,FLAT 1.94MM THICK (SELECTING PART)	1
106	8	PADZZ	5310-12-183-1433	D2689	0130 6954	WASHER,FLAT 0.94MM THICK (SELECTING PART)	1
106	8	PADZZ	5310-12-127-1486	D2689	1202 8268	WASHER,FLAT 1.40MM THICK (SELECTING PART)	1
106	8	PADZZ	5310-12-127-1475	D2689	1202 8274	WASHER,FLAT 1.70MM THICK (SELECTING PART)	1
106	8	PADZZ	5310-12-127-1485	D2689	1202 8267	WASHER,FLAT 1.34MM THICK (SELECTING PART)	1
106	8	PADZZ	5310-12-183-1431	D2689	0130 9538	WASHER,FLAT 0.84MM THICK (SELECTING PART)	1
106	8	PADZZ	5310-12-127-1478	D2689	1202 8261	WASHER,FLAT 1.04MM THICK (SELECTING PART)	1
106	8	PADZZ	5310-12-183-1432	D2689	0130 8118	WASHER,FLAT 0.90MM THICK (SELECTING PART)	1
106	8	PADZZ	5310-12-127-1468	D2689	1202 8260	WASHER,FLAT 1.00MM THICK (SELECTING PART)	1
106	8	PADZZ	5310-12-183-1430	D2689	0130 9537	WASHER,FLAT 0.80MM THICK (SELECT CORRECT THICKNESS AT INSTALLATION)	1
106	8	PADZZ	5310-12-127-1479	D2689	1202 8262	WASHER,FLAT 1.10MM THICK (SELECTING PART)	1
106	8	PADZZ	5310-12-127-1480	D2689	1202 8263	WASHER,FLAT 1.14MM THICK (SELECTING PART)	1
106	8	PADZZ	5310-12-127-1481	D2689	1202 8264	WASHER,FLAT 1.20MM THICK (SELECTING PART)	1
106	8	PADZZ	5310-12-127-1483	D2689	1202 8265	WASHER,FLAT 1.24MM THICK (SELECTING PART)	1
106	8	PADZZ	5310-12-127-1484	D2689	1202 8266	WASHER,FLAT 1.30MM THICK (SELECTING PART)	1

SECTION II

TM 9-6115-668-23P

(1) ILLUSTRATION		(2)	(3)	(4)	(5)	(6)	(7)
(a) FIG NO.	(b) ITEM NO.	SMR CODE	NATIONAL STOCK NUMBER	CAGEC	PART NUMBER	DESCRIPTION AND USABLE ON CODES (UOC)	QTY INC IN UNIT
106	8	PADZZ	5310-12-305-9384	D2689	0130 9539	WASHER,FLAT 0.88MM THICK (SELECTING PART) END OF FIGURE	1

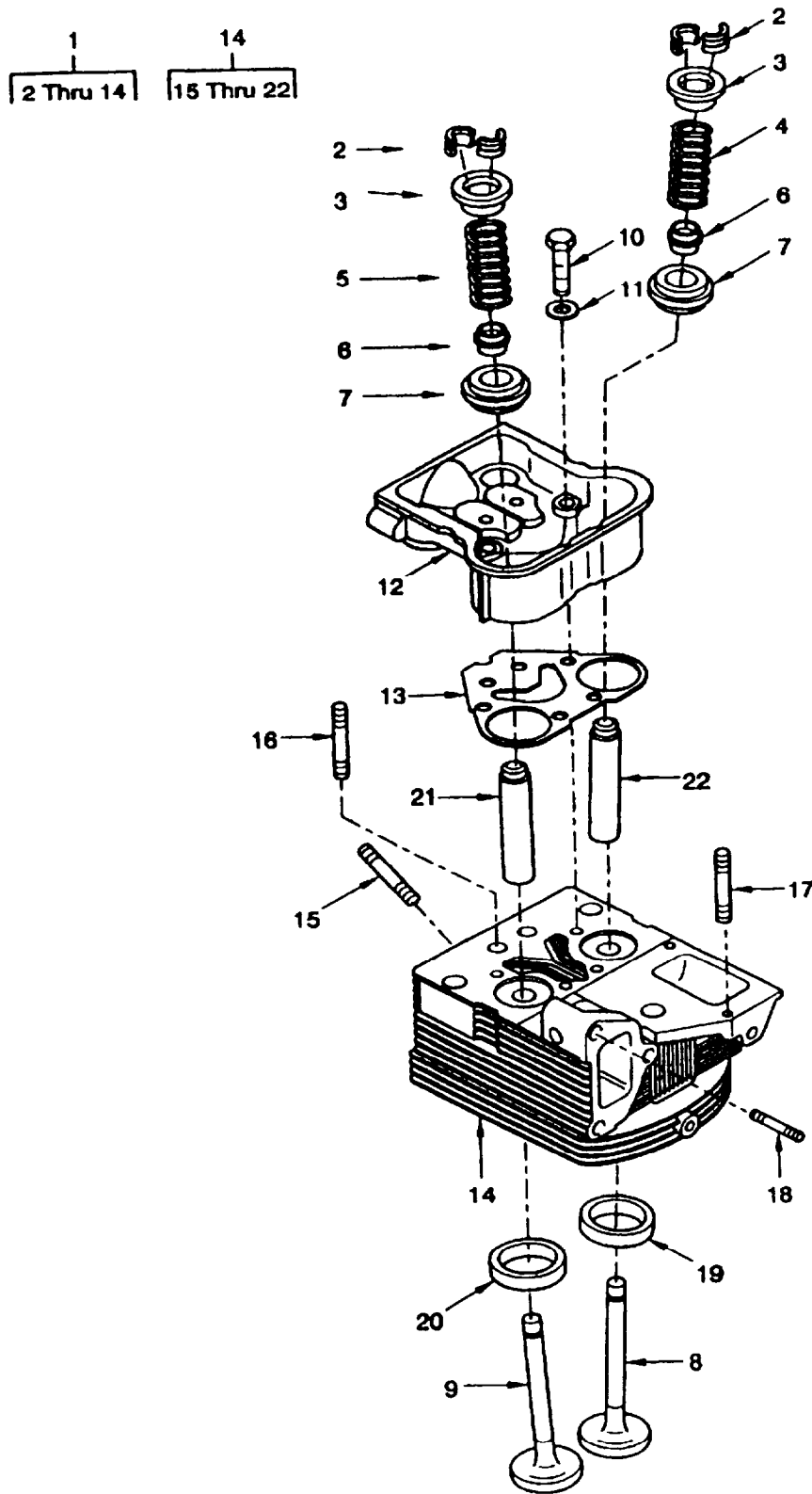


Figure 107. Cylinder Head Assembly

SECTION II

TM 9-6115-668-23P

(1) ILLUSTRATION		(2)	(3)	(4)	(5)	(6)	(7)
(a) FIG NO.	(b) ITEM NO.	SMR CODE	NATIONAL STOCK NUMBER	CAGEC	PART NUMBER	DESCRIPTION AND USABLE ON CODES (UOC)	QTY INC IN UNIT
						GROUP 100524 ENGINE ASSEMBLY CYLINDER HEAD ASSEMBLY	
107	1	PADDD	2815-12-346-0145	D2689	0418 8746	CYLINDER HEAD ASSEMBLY	8
107	2	PADZZ	2815-12-340-6725	D2689	0117 8755	LOCK,VALVE SPRING RETAINER	4
107	3	PADZZ	5340-12-304-5934	D2689	0414 3508	SEAT,HELICAL COMPRESSION	2
107	4	PADZZ	5360-12-340-9362	D2689	0418 9571	SPRING,HELICAL,COMPRESSION (INLET VALVE)	1
107	5	PADZZ	5360-12-334-5852	D2689	0242 5796	SPRING,HELICAL,COMPRESSION (EXHAUST VALVE)	1
107	6	PADZZ	5330-12-334-2340	D2689	0242 3697	SEAL,PLAIN	2
107	7	PADZZ	5365-12-315-1744	D2689	0242 2593	SPACER,SLEEVE	2
107	8	PADZZ	4820-01-453-5748	D2689	0418 5463	DISK,VALVE	1
107	9	PADZZ	4820-01-453-5739	62445	0418 5461	VALVE,EXHAUST CONTROL	1
107	10	PADZZ	5305-12-182-1103	D2689	0113 0724	SCREW,CAP,HEXAGON HEAD	4
107	11	PADZZ	5310-12-149-4353	D2689	0110 7101	WASHER,FLAT	4
107	12	XBDZZ		D2689	0241 8660	CASE,VALVE MECHANICAL	1
107	13	PADZZ	5330-12-328-3135	D2689	0418 4091	GASKET	1
107	14	XBDDD		D2689	0418 8747	CYLINDER HEAD SUBASSEMBLY	1
107	15	PADZZ	5307-12-182-4489	D2689	0110 3347	STUD,PLAIN	1
107	16	PADZZ	5307-12-346-2195	D2689	0112 3683	STUD,PLAIN	2
107	17	PADZZ	5307-12-176-6776	D2689	0113 7214	STUD,PLAIN	2
107	18	PADZZ	5307-12-166-7871	D2689	0214 3324	STUD,STEPPED	3
107	19	PADZZ	2815-12-328-2188	D2689	0242 7782	INSERT,ENGINE VALVE INLET VALVE, STANDARD (SELECTING PART)	1
107	19	PADZZ	2815-12-346-0978	D2689	0242 7783	INSERT,ENGINE VALVE INLET VALVE, 1ST OVERSIZE (SELECTING PART)	1
107	19	PADZZ	2815-12-346-0979	D2689	0242 7784	INSERT,ENGINE VALVE INLET VALVE, 2ND OVERSIZE (SELECT DURING INSTALLATION)	1
107	20	PADZZ	2815-12-334-2822	D2689	0242 7941	INSERT,ENGINE VALVE EXHAUST VALVE, STANDARD (SELECT DURING INSTALLATION)	1
107	20	PADZZ	2815-12-346-0980	D2689	0242 7942	INSERT,ENGINE VALVE EXHAUST VALVE, 1ST OVERSIZE (SELECTING PART)	1
107	20	PADZZ	2815-12-346-0981	D2689	0242 7943	INSERT,ENGINE VALVE EXHAUST VALVE, 2ND OVERSIZE (SELECTING PART)	1
107	21	PADZZ	2815-12-334-2914	D2689	0414 9849	GUIDE,VALVE STEM EXHAUST VALVE, STANDARD (SELECT DURING INSTALLATION)	1
107	21	PADZZ	2815-12-346-0969	D2689	0414 9850	GUIDE,VALVE STEM EXHAUST VALVE,1ST OVERSIZE (SELECTING PART)	1
107	21	PADZZ	2815-12-346-0970	D2689	0414 9851	GUIDE,VALVE STEM EXHAUST VALVE,2ND OVERSIZE (SELECTING PART)	1
107	22	PADZZ	2815-12-334-2915	D2689	0414 9844	GUIDE,VALVE STEM INLET VALVE, STANDARD (SELECT DURING INSTALLATION)	1
107	22	PADZZ	2815-12-346-0971	D2689	0414 9845	GUIDE,VALVE STEM INLET VALVE,1ST OVERSIZE (SELECTING PART)	1
107	22	PADZZ	2815-12-346-0972	D2689	0414 9846	GUIDE,VALVE STEM INLET VALVE,2ND OVERSIZE (SELECTING PART)	1
						END OF FIGURE	

1
2 Thru 9

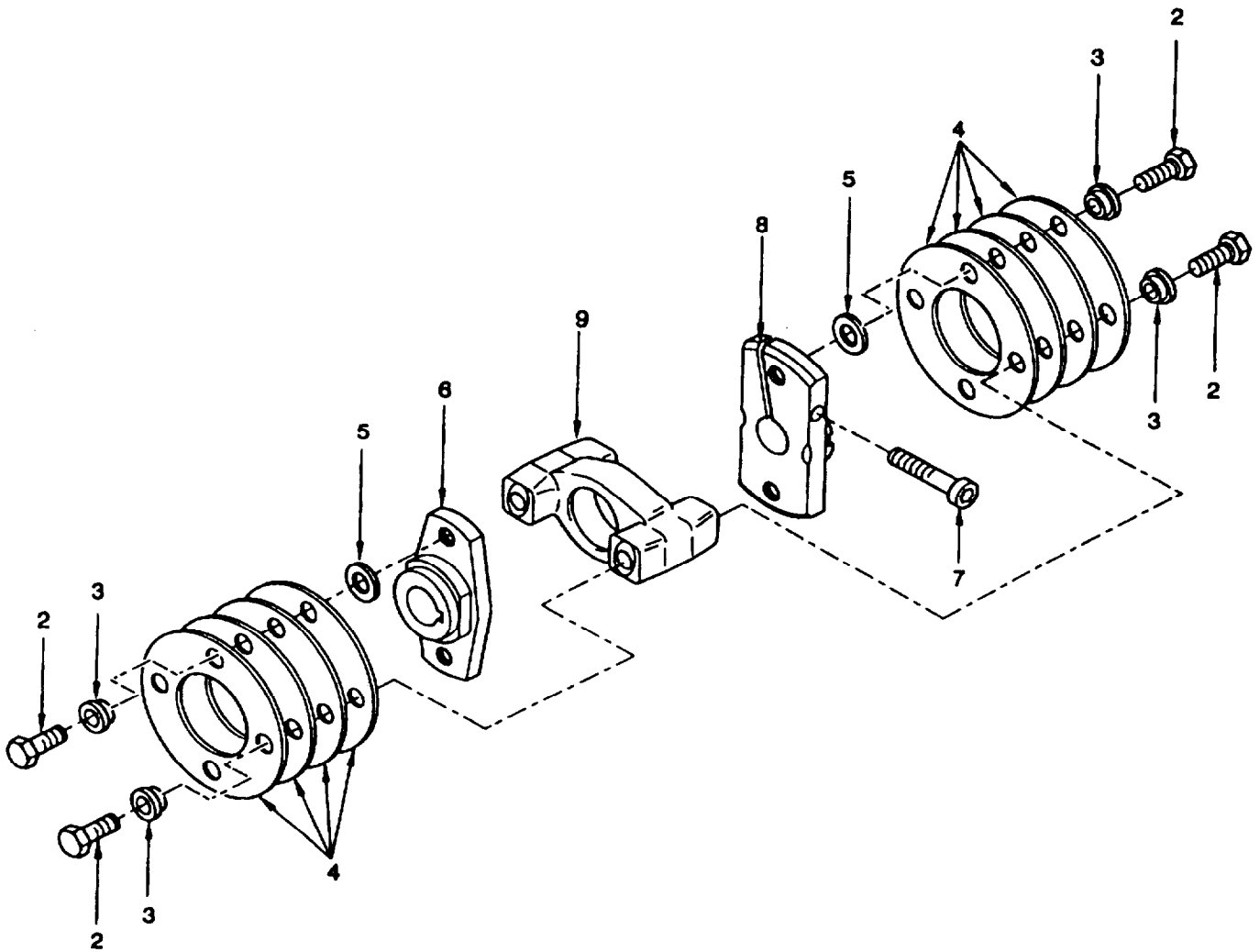


Figure 108. Drive Coupling Assembly

SECTION II

TM 9-6115-668-23P

(1) ILLUSTRATION		(2)	(3)	(4)	(5)	(6)	(7)
(a) FIG NO.	(b) ITEM NO.	SMR CODE	NATIONAL STOCK NUMBER	CAGEC	PART NUMBER	DESCRIPTION AND USABLE ON CODES (UOC)	QTY INC IN UNIT
						GROUP 100525 ENGINE ASSEMBLY DRIVE COUPLING ASSEMBLY	
108	1	PAFFF		D2689	0418 4245	DRIVE COUPLING ASSEMBLY	1
108	2	PAFZZ	5305-12-346-2057	D2689	0112 7054	SCREW,CAP,HEXAGON HEAD	8
108	3	PAFZZ	3120-12-346-0919	D2689	0242 1534	BUSHING,SLEEVE	8
108	4	PAFZZ	5365-12-333-9567	D2689	0414 9386	SPACER,RING	8
108	5	PAFZZ	5310-12-346-0688	D2689	0242 7674	WASHER,FLAT	4
108	6	PAFZZ	2910-12-346-1210	D2689	0418 1479	COUPLING HALF-CLAMP	1
108	7	PAFZZ	5305-12-323-0061	D2689	0113 8747	SCREW,CAP,SOCKET HEAD	1
108	8	PAFZZ	2910-12-346-1211	D2689	0418 4247	COUPLING HALF-CLAMP	1
108	9	PAFZZ	2910-12-346-0973	D2689	0418 4246	DRIVER,NUMBER OF RE	1
						END OF FIGURE	

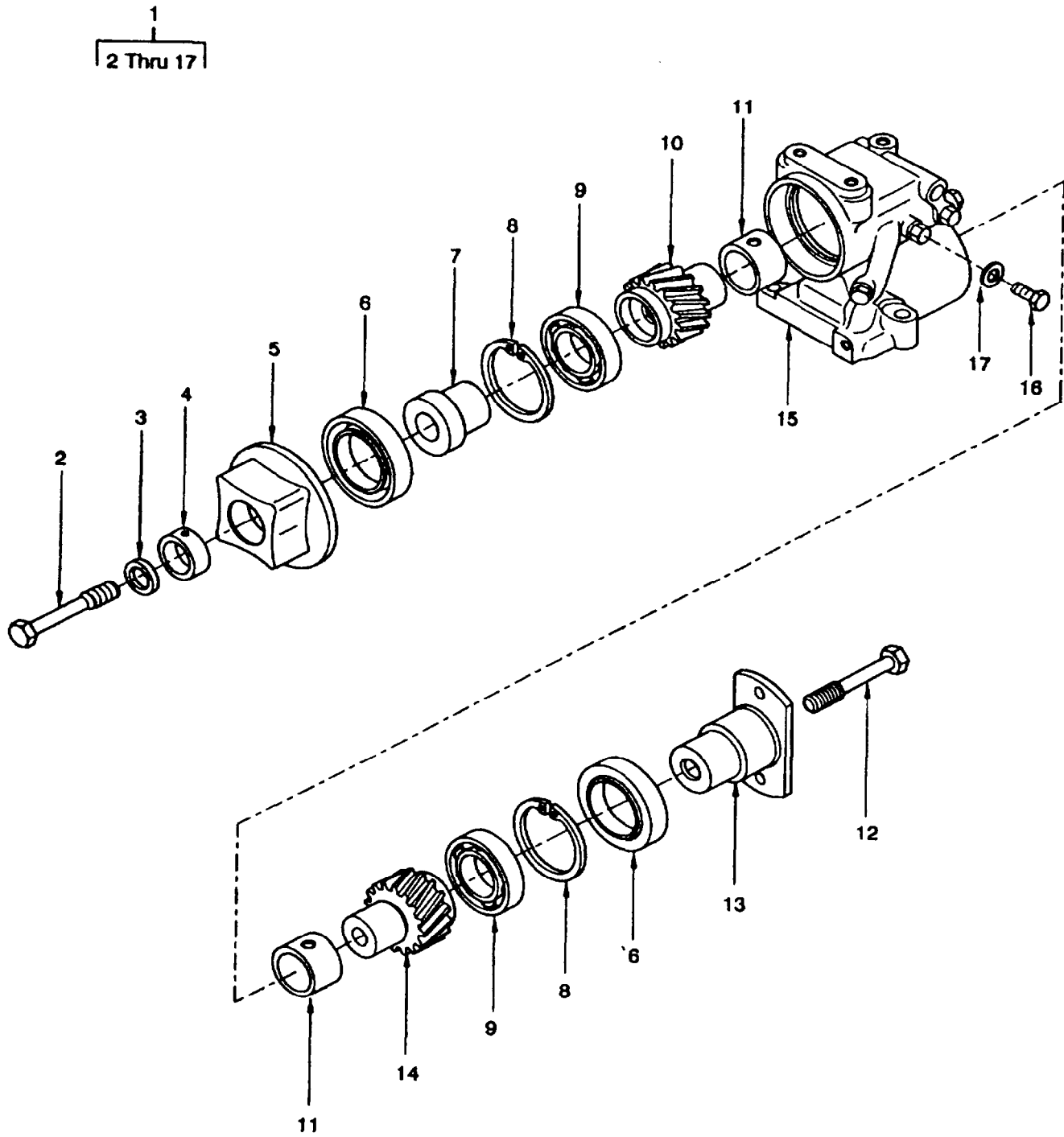


Figure 109. Two-Wheel Drive Gear Assembly

SECTION II

TM 9-6115-668-23P

(1) ILLUSTRATION		(2)	(3)	(4)	(5)	(6)	(7)
(a) FIG NO.	(b) ITEM NO.	SMR CODE	NATIONAL STOCK NUMBER	CAGEC	PART NUMBER	DESCRIPTION AND USABLE ON CODES (UOC)	QTY INC IN UNIT
						GROUP 100526	
						ENGINE ASSEMBLY	
						TWO-WHEEL DRIVE GEAR ASSEMBLY	
109	1	XBDDD		D2689	0418 2585	TWO-WHEEL DRIVE GEAR ASSEMBLY	1
109	2	PADZZ	5305-12-309-7497	D2689	0110 4897	SCREW,CAP,HEXAGON HEAD	1
109	3	PADZZ	5310-12-179-8706	D2689	0241 1868	WASHER,FLAT	1
109	4	PADZZ	3120-12-183-9814	D2689	0336 1948	BEARING,SLEEVE	1
109	5	PADZZ	2990-12-179-5317	D2689	0240 3814	ACTUATOR,DRIVER	1
109	6	PADZZ	5330-12-186-3391	D2689	0418 0665	SEAL,PLAIN ENCASED	2
109	7	PADZZ	5365-12-179-6891	D2689	0241 2464	SPACER,SLEEVE	1
109	8	PADZZ	5325-12-156-4463	D8286	DIN472-62X2	RING,RETAINING	2
109	9	PADZZ	3110-12-131-3401	D8286	DIN625-6206C3	BEARING,BALL,ANNULAR	2
109	10	XBDZZ		D2689	0214 3243	GEAR,TOOTHED	1
109	11	PADZZ	3120-12-180-4290	D2689	0240 9591	BEARING,SLEEVE	2
109	12	PADZZ	5305-12-179-5320	D2689	0112 3802	SCREW,CAP,HEXAGON HEAD	1
109	13	XBDZZ		D2689	0214 3238	HUB,FLANGED	1
109	14	PADZZ	3020-12-179-6710	D2689	0214 3245	GEAR,HELICAL	1
109	15	XBDZZ		D2689	0418 2587	HOUSING,GEAR TRANSMISSION	1
109	16	PADZZ	5305-12-181-9131	D2689	0111 2240	SCREW,CAP,HEXAGON HEAD	4
109	17	PADZZ	5330-12-156-4516	D8286	DIN7603-A6X10-CU	GASKET	4
						END OF FIGURE	

1
2 Thru 19

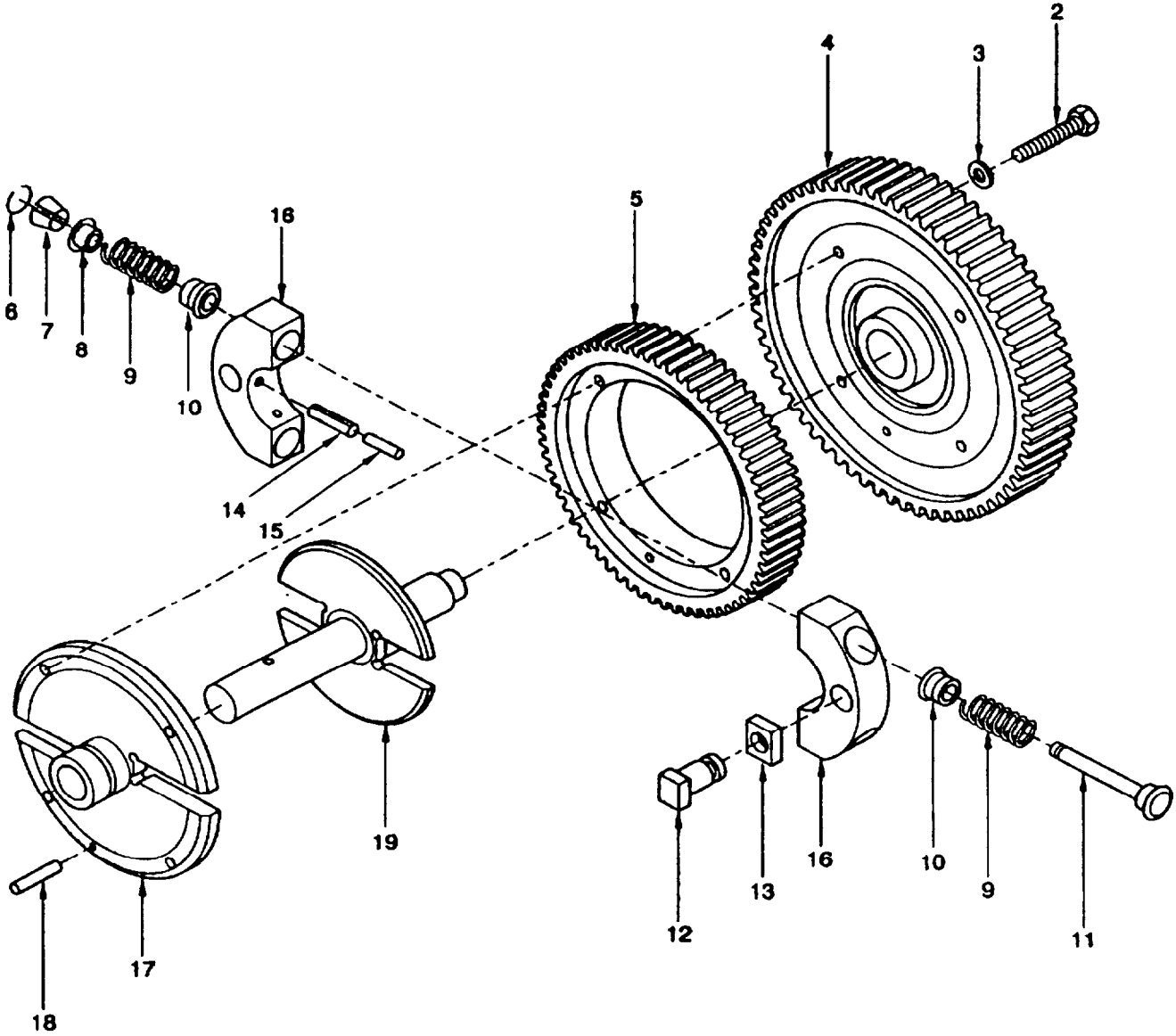


Figure 110. Timing Device Assembly

SECTION II

TM 9-6115-668-23P

(1) ILLUSTRATION		(2)	(3)	(4)	(5)	(6)	(7)
(a) FIG NO.	(b) ITEM NO.	SMR CODE	NATIONAL STOCK NUMBER	CAGEC	PART NUMBER	DESCRIPTION AND USABLE ON CODES (UOC)	QTY INC IN UNIT
						GROUP 100527	
						ENGINE ASSEMBLY	
						TIMING DEVICE ASSEMBLY	
110	1	XBDDD		D2689	0418 5796	TIMING DEVICE ASSEMBLY	1
110	2	PADZZ	5305-12-182-1103	D2689	0113 0724	SCREW,CAP,HEXAGON HEAD	4
110	3	PADZZ	5310-12-305-0218	D2689	0240 9073	WASHER,FLAT	4
110	4	XBDZZ		D2689	0414 0076	GEAR,TOOTHED	1
110	5	XBDZZ		D2689	0414 3562	HOUSING,CASE	1
110	6	PADZZ	5325-12-165-6893	D2689	0212 2118	RING,RETAINING	2
110	7	PADZZ	2815-12-165-2170	D2689	0116 8817	LOCK,VALVE SPRING RETAINER	4
110	8	PADZZ	5340-12-305-0217	D2689	0414 7378	SEAT,HELICAL COMPRESSION	2
110	9	PADZZ	5360-12-304-9828	D2689	0414 7911	SPRING,HELICAL,COMPRESSION	4
110	10	PADZZ	3120-12-346-0920	D2689	0418 3107	BUSHING,SLEEVE	4
110	11	PADZZ	5315-12-165-8338	D2689	0212 3223	PIN,SHOULDER,HEADED	2
110	12	PADZZ	5315-12-346-0689	D2689	0212 4007	PIN,GROOVED,HEADED	2
110	13	PADZZ	2815-12-165-1657	D2689	0337 9979	SLIDER	2
110	14	PADZZ	5315-12-156-4743	D8286	DIN1481-5X20	PIN,SPRING	2
110	15	PADZZ	5315-12-343-7129	D2689	0111 5409	PIN,SPRING	2
110	16	PADZZ	2910-12-346-1077	D2689	0414 7342	WEIGHT,GOVERNOR,DIESEL ENGINE	2
110	17	XBDZZ		D2689	0418 5435	PLATE,ADJUSTING	1
110	18	PADZZ	5315-12-345-2283	D2689	0111 5477	PIN,SPRING	1
110	19	XBDZZ		D2689	0418 4308	SHAFT,DRIVE	1
						END OF FIGURE	

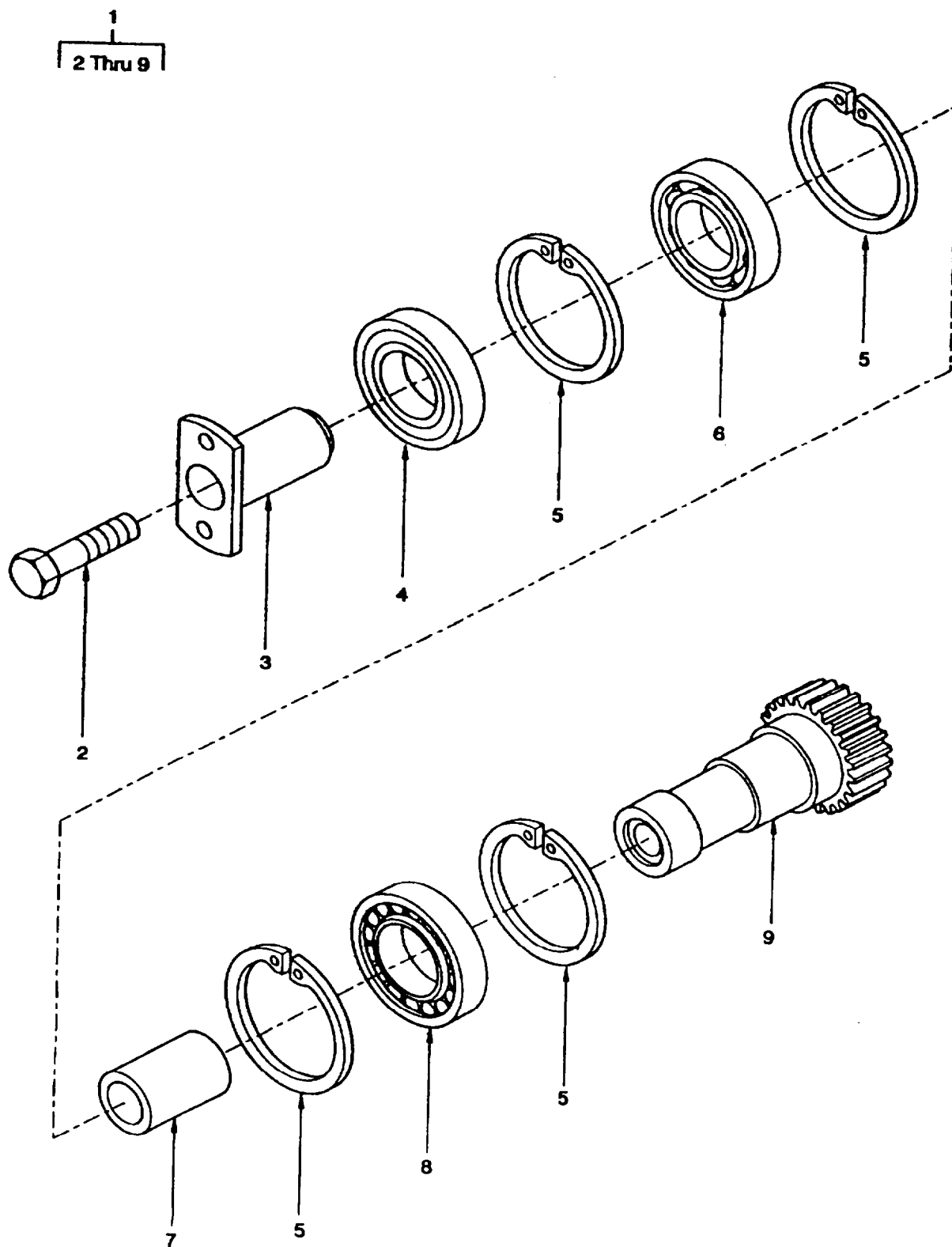


Figure 111. Blower Drive Assembly

SECTION II

TM 9-6115-668-23P

(1) ILLUSTRATION		(2)	(3)	(4)	(5)	(6)	(7)
(a) FIG NO.	(b) ITEM NO.	SMR CODE	NATIONAL STOCK NUMBER	CAGEC	PART NUMBER	DESCRIPTION AND USABLE ON CODES (UOC)	QTY INC IN UNIT
						GROUP 100528 ENGINE ASSEMBLY BLOWER DRIVE ASSEMBLY	
111	1	ADDDD		D2689	0503 3086	BLOWER DRIVE ASSEMBLY	1
111	2	PADZZ	5305-12-346-2055	D2689	0114 3210	SCREW,CAP,HEXAGON HEAD	1
111	3	XBDZZ		D2689	0241 0552	HUB,FLANGED	1
111	4	PADZZ	5330-12-345-8520	D2689	0418 5951	SEAL,PLAIN ENCASED	1
111	5	PADZZ	5365-12-156-4645	D8286	DIN472-72X2,5	RING,RETAINING	4
111	6	PADZZ	3110-12-346-0921	D2689	0117 9695	BEARING,BALL,ANNULAR	1
111	7	PADZZ	5365-12-305-0656	D2689	0241 5417	SPACER,SLEEVE	1
111	8	PADZZ	3110-12-176-2652	D2689	0418 3842	BEARING,ROLLER,CYLINDRICAL	1
111	9	XBDZZ		D2689	0241 5423	SHAFT,PINION	1
						END OF FIGURE	

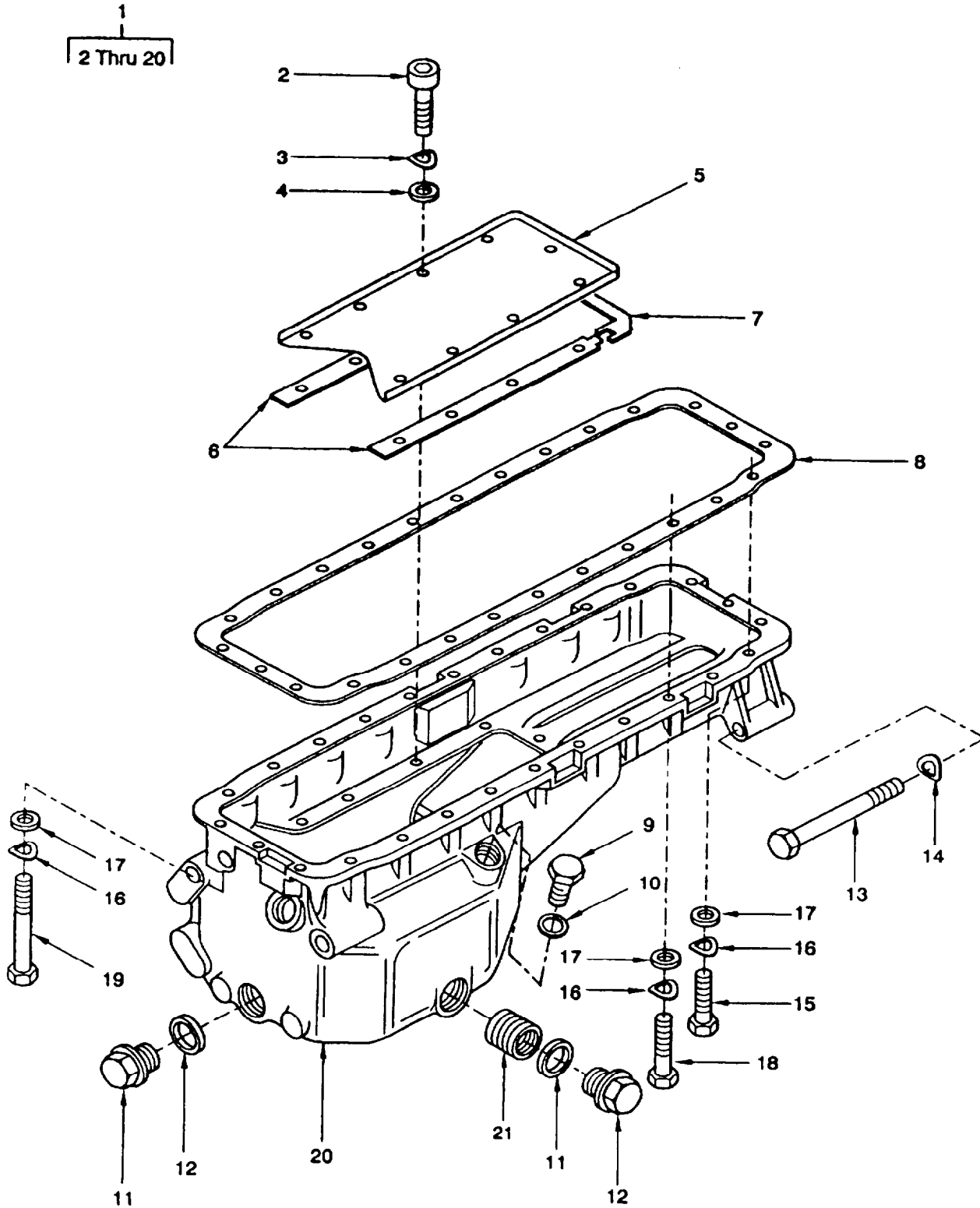


Figure 112. Oil Pan Assembly

SECTION II

TM 9-6115-668-23P

(1) ILLUSTRATION		(2)	(3)	(4)	(5)	(6)	(7)
(a) FIG NO.	(b) ITEM NO.	SMR CODE	NATIONAL STOCK NUMBER	CAGEC	PART NUMBER	DESCRIPTION AND USABLE ON CODES (UOC)	QTY INC IN UNIT
						GROUP 100529	
						ENGINE ASSEMBLY	
						OIL PAN ASSEMBLY	
112	1	XBFFF		D2689	0503 7277	OIL PAN ASSEMBLY	1
112	2	PAFZZ	5305-12-346-2058	D2689	0111 0496	SCREW,CAP,SOCKET HEAD	9
112	3	PAFZZ	5310-12-142-8171	D2689	0112 6726	WASHER,SPRING TENSION	9
112	4	PAFZZ	5310-12-123-1211	D2689	0337 0359	WASHER,FLAT	9
112	5	XBFFF		D2689	0241 0393	COVER	1
112	6	PAFZZ	5330-12-325-7477	D2689	0241 0399	GASKET	2
112	7	PAFZZ	5330-12-329-0791	D2689	0213 2601	GASKET	1
112	8	PAFZZ	5330-12-328-3056	D2689	0418 9446	GASKET	1
112	9	PAFZZ	5365-12-188-5166	D2689	0113 7743	PLUG,MACHINE THREAD	1
112	10	PAFZZ	5330-12-156-4522	D8286	DIN7603-A14X18-C U	GASKET	1
112	11	PAFZZ	5365-12-189-2705	D2689	0110-3686	PLUG,MACHINE THREAD	4
112	12	PAFZZ	5330-12-156-4531	D8286	DIN7603-A30X36-C U	GASKET	4
112	13	PAFZZ	5305-12-181-8459	D2689	0111 1576	SCREW,CAP,HEXAGON HEAD	2
112	14	PAFZZ	5310-12-142-8162	D2689	0110 7289	WASHER,SPRING TENSION	2
112	15	PAFZZ	5305-12-181-8171	D2689	0111 2336	SCREW,CAP,HEXAGON HEAD	12
112	16	PAFZZ	5310-12-142-8173	D8286	DIN137-B8-FST-A3 P	WASHER,SPRING TENSION	26
112	17	PAFZZ	5310-12-165-6886	D2689	0240 4201	WASHER,FLAT	26
112	18	PAFZZ	5305-12-141-9873	D8286	DIN933-M8X45-8.8 -A2P	SCREW,CAP,HEXAGON HEAD	12
112	19	PADZZ	5305-12-346-2196	D2689	0112 2399	SCREW,CAP,HEXAGON HEAD	2
112	20	XBFFF		D2689	0414 9840	PAN,OIL	1
112	21	PAFZZ	5325-12-304-5674	D2689	0117 4238	INSERT,SCREW THREAD	4
						END OF FIGURE	

1
2 Thru 7

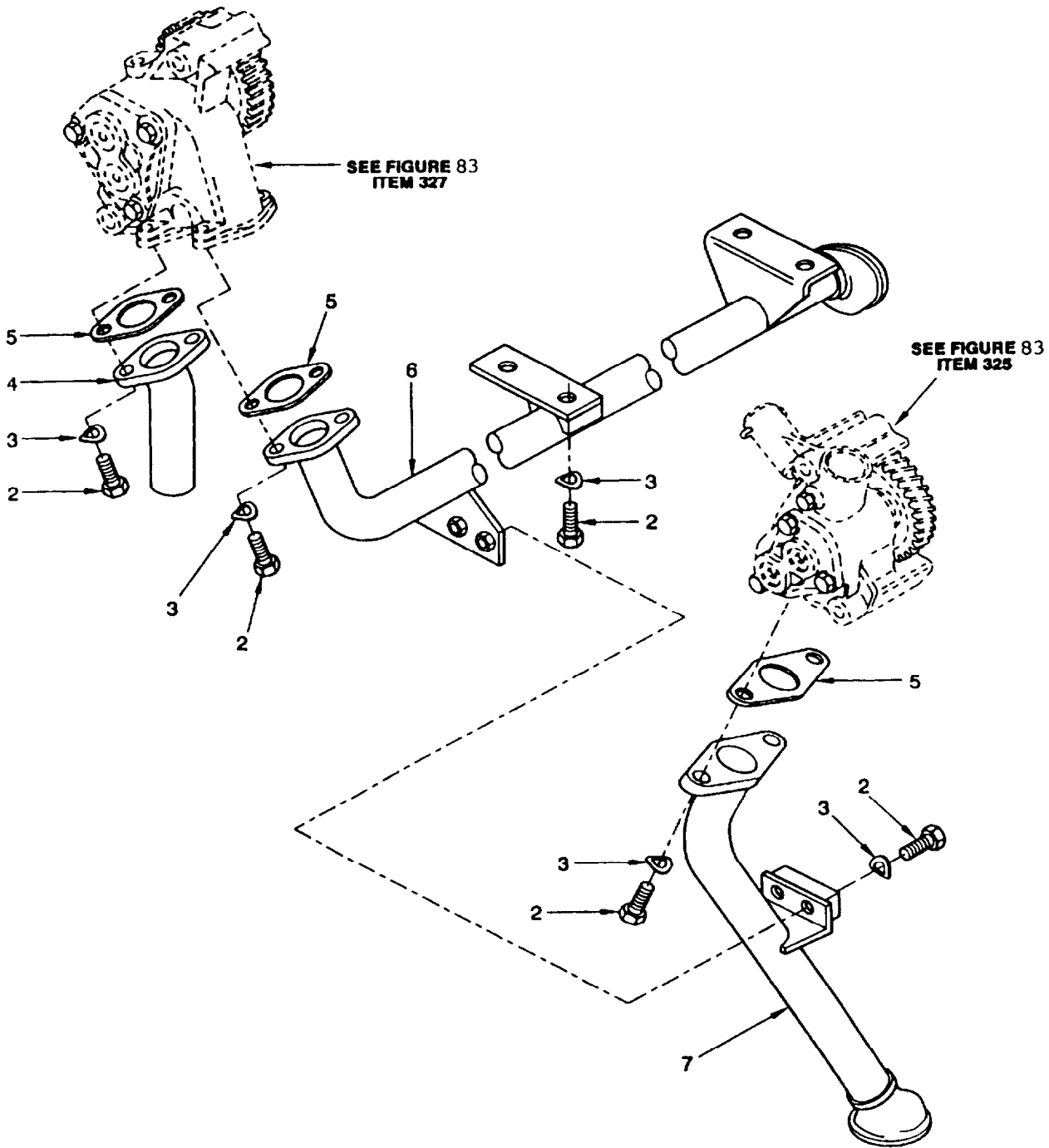


Figure 113. Oil tine Assembly

SECTION II

TM 9-6115-668-23P

(1) ILLUSTRATION		(2)	(3)	(4)	(5)	(6)	(7)
(a) FIG NO.	(b) ITEM NO.	SMR CODE	NATIONAL STOCK NUMBER	CAGEC	PART NUMBER	DESCRIPTION AND USABLE ON CODES (UOC)	QTY INC IN UNIT
						GROUP 100530	
						ENGINE ASSEMBLY	
						OIL LINE ASSEMBLY	
113	1	XBFFF		D2689	0500 2592	OIL LINE ASSEMBLY	1
113	2	PAFZZ	5305-12-179-5327	D2689	0111 2326	SCREW,CAP,HEXAGON HEAD	12
113	3	PAFZZ	5310-12-142-8173	D8286	DIN137-B8-FST-A3 P	WASHER,SPRING TENSION	12
113	4	PAFZZ	4730-12-326-1386	D2689	0241 0191	ELBOW,FLANGE TO TUBE	1
113	5	PAFZZ	5330-12-309-1563	D2689	0115 4016	GASKET	3
113	6	PAFZZ	4710-12-345-8521	D2689	0241 7120	TUBE ASSEMBLY,METAL	1
113	7	PAFZZ	4710-12-345-8522	D2689	0241 0365	TUBE ASSEMBLY,METAL	1
						END OF FIGURE	

1
2 Thru 5

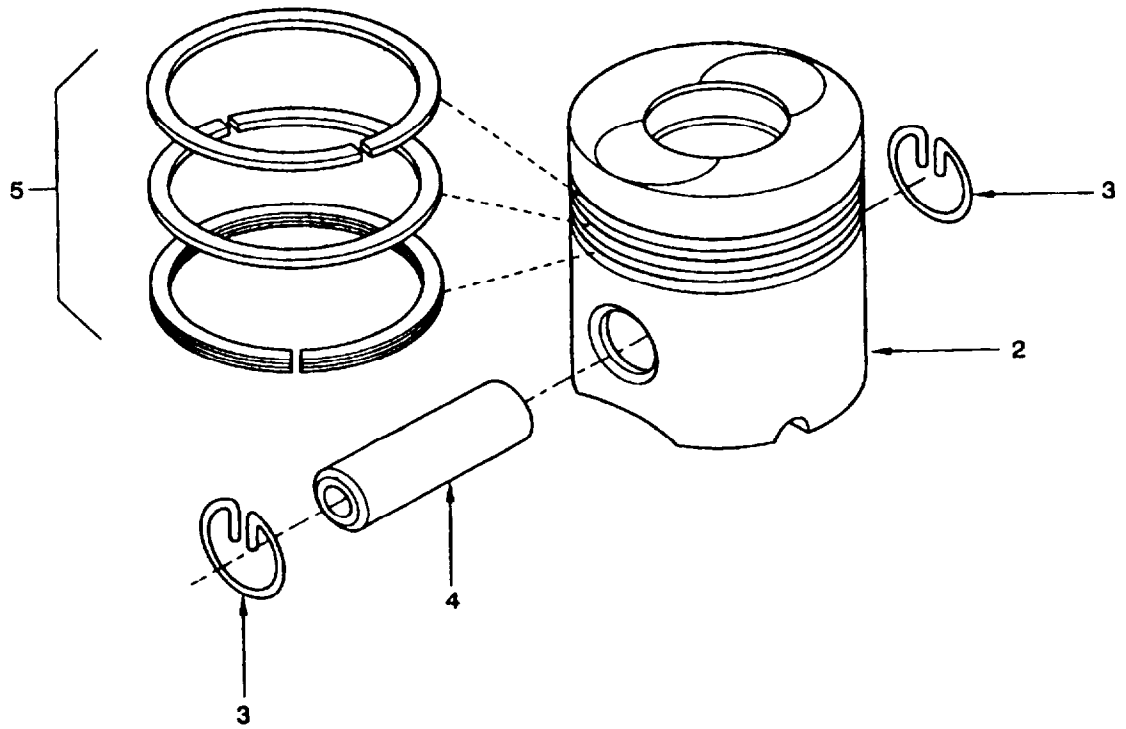


Figure 114. Piston Assembly

SECTION II

TM 9-6115-668-23P

(1) ILLUSTRATION		(2)	(3)	(4)	(5)	(6)	(7)
(a) FIG NO.	(b) ITEM NO.	SMR CODE	NATIONAL STOCK NUMBER	CAGEC	PART NUMBER	DESCRIPTION AND USABLE ON CODES (UOC)	QTY INC IN UNIT
						GROUP 100531 ENGINE ASSEMBLY, PISTON ASSEMBLY	
114	1	ADDDD		D2689	0505 1852	PISTON ASSEMBLY	8
114	2	XBDZZ		D2689	0418 3621	PISTON,NORMAL SIZE (SELECTING PART)	1
114	2	XBDZZ		D2689	0418 3622	PISTON,1ST OVERSIZE (SELECTING PART)	1
114	2	XBDZZ		D2689	0418 3623	PISTON,2ND OVERSIZE (SELECT CORRECT SIZE DURING INSTALLATION)	1
114	3	PADZZ	5325-12-176-0759	D2689	0121 4661	RING,RETAINING	2
114	4	PADZZ	2815-12-346-0974	D2689	0242 5210	PIN,PISTON	1
114	5	PADZZ	2815-12-334-2823	D2689	0418 2755	RING SET,PISTON NORMAL SIZE (SELECT CORRECT SIZE DURING INSTALLATION)	1
114	5	PADZZ	2815-12-346-0975	D2689	0418 3267	RING SET,PISTON 1ST OVERSIZE (SELECTING PARTS)	1
114	5	PADZZ	2815-12-346-0976	D2689	0418 3268	RING SET,PISTON 2ND OVERSIZE (SELECTING PARTS)	1
						END OF FIGURE	

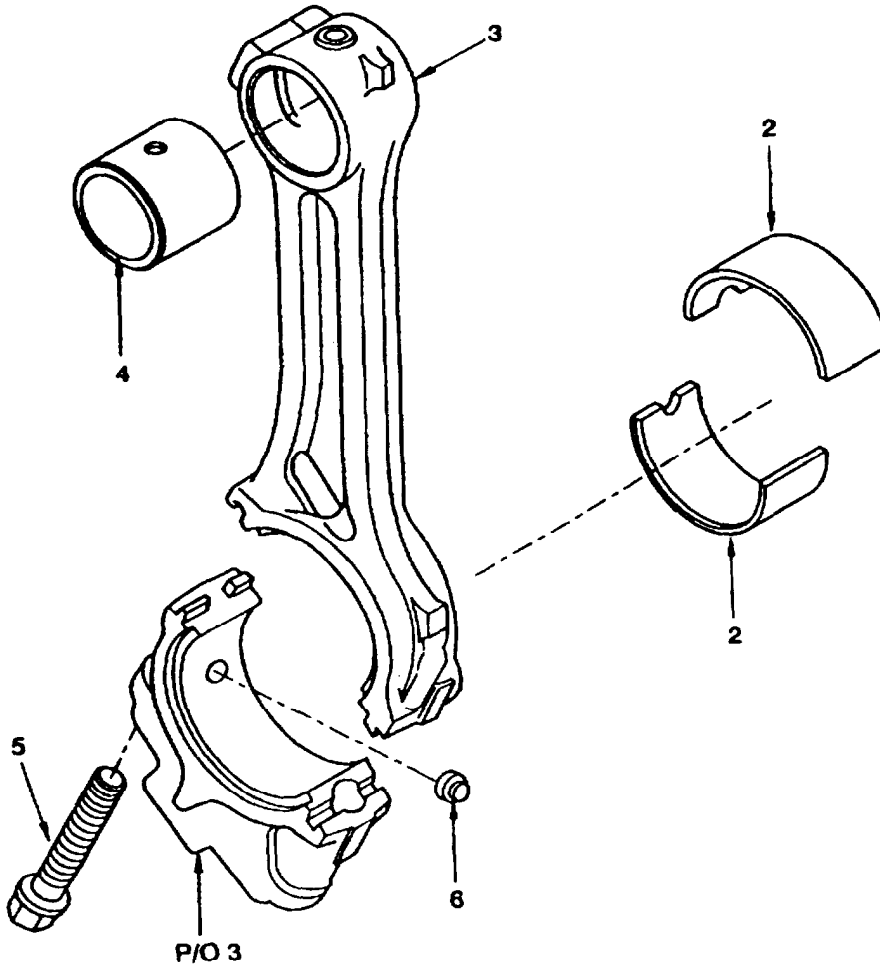
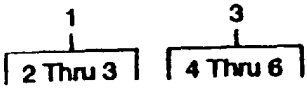


Figure 115. Connecting Rod Assembly

SECTION II

TM 9-6115-668-23P

(1) ILLUSTRATION		(2)	(3)	(4)	(5)	(6)	(7)
(a) FIG NO.	(b) ITEM NO.	SMR CODE	NATIONAL STOCK NUMBER	CAGEC	PART NUMBER	DESCRIPTION AND USABLE ON CODES (UOC)	QTY INC IN UNIT
						GROUP 100532 ENGINE ASSEMBLY CONNECTING ROD ASSEMBLY	
115	1	ADDDD		D2689	0506 7360	CONNECTING ROD ASSEMBLY	8
115	2	PADZZ	3120-12-304-9812	D2689	0414 9429	BEARING HALF SET,SLEEVE,NORMAL SIZE (SELECTING PART)	1
115	2	PADZZ	3120-12-304-9813	D2689	0242 1586	BEARING HALF SET,SLEEVE,1ST UNDERSIZE (SELECTING PART)	1
115	2	PADZZ	3120-12-304-9814	D2689	0242 1587	BEARING HALF SET,SLEEVE,2ND UNDERSIZE (SELECTING PART)	1
115	2	PADZZ	3120-12-304-9815	D2689	0242 1588	BEARING HALF SET,SLEEVE,3RD UNDERSIZE (SELECTING PART)	1
115	2	PADZZ	3120-12-304-9816	D2689	0242 1589	BEARING HALF SET,SLEEVE,4TH UNDERSIZE (SELECTING PART)	1
115	2	PADZZ	3120-12-304-9817	D2689	0242 1590	BEARING HALF SET,SLEEVE,5TH UNDERSIZE (SELECT CORRECT SIZE DURING INSTALLATION)	1
115	2	PADZZ	3120-12-304-9818	D2689	0242 1591	BEARING HALF SET,SLEEVE,6TH UNDERSIZE (SELECTING PART)	1
115	3	PADZZ	2815-12-346-0977	D2689	0418 9072	CONNECTING ROD,PIST	1
115	4	PADZZ	3120-12-304-9811	D2689	0414 3240	BEARING,SLEEVE	1
115	5	PADZZ	5306-12-317-7938	D2689	0414 3232	BOLT,MACHINE	2
115	6	PADZZ	5315-12-180-2026	D2689	0241 6155	PIN,SHOULDER,HEADLESS	1
						END OF FIGURE	

1
2 Thru 6

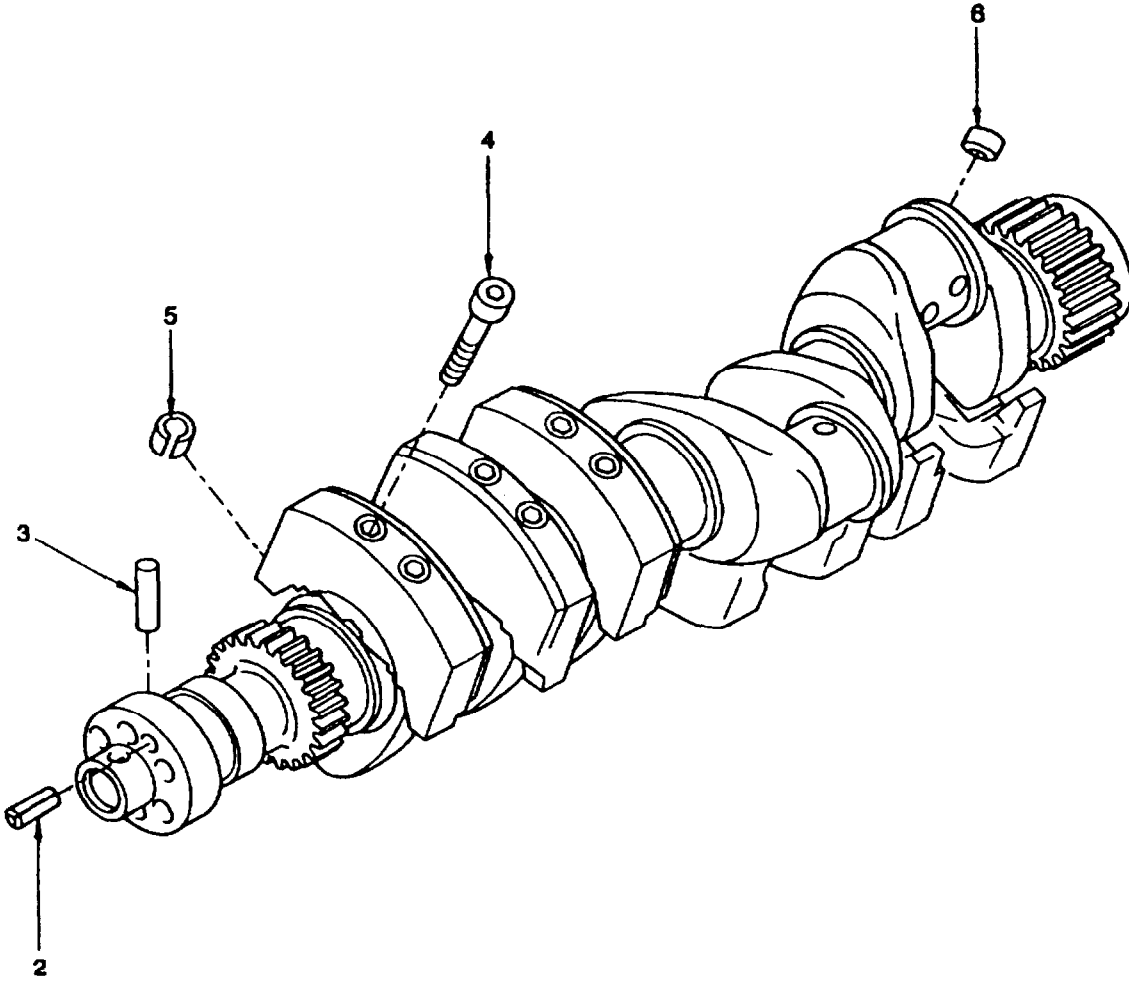


Figure 116. Crankshaft Assembly

SECTION II

TM 9-6115-668-23P

(1) ILLUSTRATION		(2)	(3)	(4)	(5)	(6)	(7)
(a) FIG NO.	(b) ITEM NO.	SMR CODE	NATIONAL STOCK NUMBER	CAGEC	PART NUMBER	DESCRIPTION AND USABLE ON CODES (UOC)	QTY INC IN UNIT
						GROUP 100533	
						ENGINE ASSEMBLY	
						CRANKSHAFT ASSEMBLY	
116	1	XBDDD		D2689	0418 2178	CRANKSHAFT ASSEMBLY	1
116	2	PADZZ	5315-12-345-2274	D2689	0111 5468	PIN,SPRING	1
116	3	PADZZ	5315-12-345-8669	D2689	0418 6558	PIN,SPRING	1
116	4	PADZZ	5305-12-305-0208	D2689	0414 5333	SCREW,CAP,SOCKET HEAD	12
116	5	PADZZ	5315-12-304-9810	D2689	0214 8900	SLEEVE,ADAPTER	12
116	6	PADZZ	5340-12-333-4544	D2689	0418 2791	NIPPLE,PIPE	4
						END OF FIGURE	

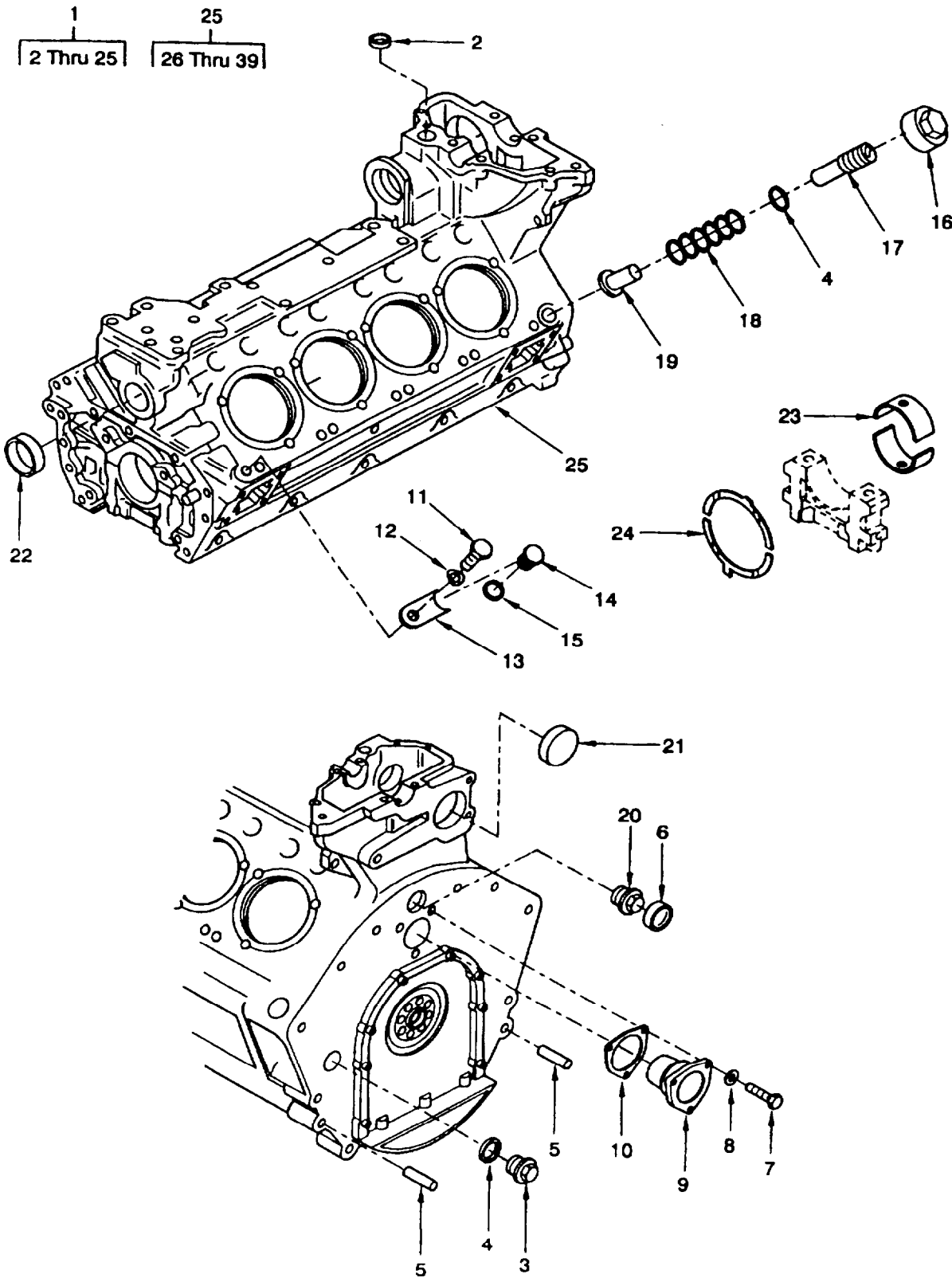


Figure 117. Block Assembly
Sheet 1 of 2

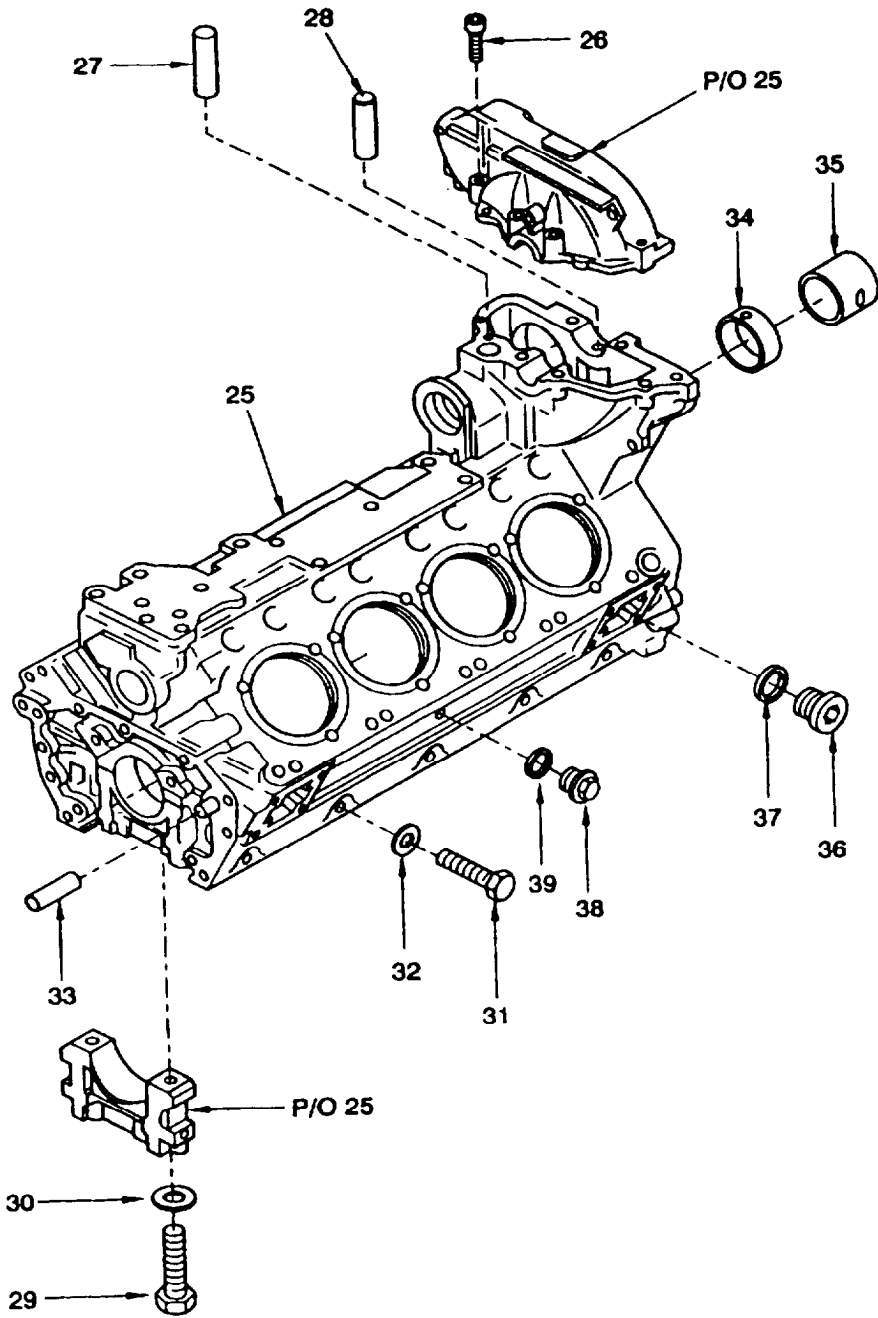


Figure 117. Block Assembly
Sheet 2 of 2

SECTION II

TM 9-6115-668-23P

(1) ILLUSTRATION		(2)	(3)	(4)	(5)	(6)	(7)
(a) FIG NO.	(b) ITEM NO.	SMR CODE	NATIONAL STOCK NUMBER	CAGEC	PART NUMBER	DESCRIPTION AND USABLE ON CODES (UOC)	QTY IN IN UNIT
						GROUP 100534 ENGINE ASSEMBLY BLOCK ASSEMBLY	
117	1	ADDDD		D2689	0506 7446	BLOCK ASSEMBLY	1
117	2	PADZZ	5340-12-165-2863	D2689	0116 5835	PLUG,EXPANSION	1
117	3	PADZZ	5365-12-141-8392	D2689	0121 6200	PLUG,MACHINE THREAD	1
117	4	PADZZ	5330-12-156-4531	D8286	DIN7603-A30X36-C U	GASKET	2
117	5	PADZZ	5315-12-182-3845	D2689	0110 2854	PIN,STRAIGHT,HEADLESS	2
117	6	PADZZ	4730-12-143-3832	D2689	0116 5832	PLUG,PIPE	1
117	7	PADZZ	5305-12-181-8169	D2689	0111 2322	SCREW,CAP,HEXAGON HEAD	3
117	8	PADZZ	5330-12-156-4517	D8286	DIN7603-A8X14-CU	GASKET	3
117	9	XBDZZ		D2689	0219 2079	COVER	1
117	10	PADZZ	5330-12-165-2028	D2689	0219 2080	GASKET	1
117	11	PADZZ	5305-12-182-4968	D2689	0111 2307	SCREW,CAP,HEXAGON HEAD	1
117	12	PADZZ	5310-12-142-8173	D8286	DIN137-B8-FST-A3 P	WASHER,SPRING TENSION	1
117	13	XBDZZ		D2689	0241 4528	BRACKET	1
117	14	PADZZ	5340-12-304-8766	D2689	0241 4527	PLUG ASSEMBLY,SEALING	1
117	15	PADZZ	5331-12-166-1894	D2689	0116 4493	O-RING	1
117	16	PADZZ	5310-12-165-6876	D2689	0241 6414	NUT,SLEEVE	1
117	17	PADZZ	5305-12-322-5133	D2689	0242 5190	SETSCREW	1
117	18	PADZZ	5360-12-165-2866	D2689	0240 3033	SPRING,HELICAL,COMPRESSION	1
117	19	PADZZ	2815-12-165-1652	D2689	0240 3032	SHAFT,SHOULDERED,SP	1
117	20	PADZZ	5365-12-345-8523	D2689	0242 0672	PLUG,MACHINE THREAD	1
117	21	PADZZ	5340-12-346-1471	D2689	0418 6447	COVER,ACCESS	1
117	22	PADZZ	5340-12-165-2867	D2689	0240 3129	PLUG,EXPANSION	1
117	23	PADZZ	3120-12-192-7282	D2689	0418 0681	BEARING HALF SET,SLEEVE 95.00MM RD,101MM OUTER DIA,NORMAL SIZE (SELECT CORRECT SIZE DURING INSTALLATION)	5
117	23	PADZZ	3120-12-346-0922	D2689	0418 3600	BEARING HALF SET,SL 95.00MM RD, 101.5MM OUTER DIA,NORMAL SIZE (SELECTING PART)	5
117	23	PADZZ	3120-12-192-7283	D2689	0418 0682	BEARING HALF SET,SL EEVE 94.75MM RD,101MM OUTER DIA,1ST UNDERSIZE (SELECTING PART)	5
117	23	PADZZ	3120-12-346-0923	D2689	0418 3601	BEARING HALF SET,SL 94.75MM RD, 101.5MM OUTER DIA,1ST UNDERSIZE (SELECTING PART)	5
117	23	PADZZ	3120-12-192-7284	D2689	0418 0683	BEARING HALF SET,SL EEVE 94.50MM RD,101MM OUTER DIA,2ND UNDERSIZE (SELECTING PART)	5
117	23	PADZZ	3120-12-346-0924	D2689	0418 3602	BEARING HALF SET,SL EEVE 94.50MM RD,101.5MM OUTER DIA,2ND UNDERSIZE (SELECTING PART)	5
117	23	PADZZ	3120-12-192-7285	D2689	0418 0684	BEARING HALF SET,SL EEVE 94.25MM RD,101MM OUTER DIA,3RD UNDERSIZE (SELECTING PART)	5
117	23	PADZZ	3120-12-192-7286	D2689	0418 0685	BEARING HALF SET,SL EEVE 94.00MM RD,101MM OUTER DIA,4TH UNDERSIZE (SELECTING PART)	5
117	23	PADZZ	3120-12-346-0925	D2689	0418 3603	BEARING HALF SET,SL 94.00MM RD, 101.5MM OUTER DIA,3RD UNDERSIZE (SELECTING PART)	5
117	23	PADZZ	3120-12-192-7287	D2689	0418 0686	BEARING HALF SET,SL EEVE 93.75MM RD,101MM OUTER DIA,5TH UNDERSIZE (SELECTING PART)	5

SECTION II

TM 9-6115-668-23P

(1) ILLUSTRATION		(2)	(3)	(4)	(5)	(6)	(7)
(a) FIG NO.	(b) ITEM NO.	SMR CODE	NATIONAL STOCK NUMBER	CAGEC	PART NUMBER	DESCRIPTION AND USABLE ON CODES (UOC)	QTY INC IN UNIT
117	23	PADZZ	3120-12-192-7288	D2689	0418 0687	BEARING HALF SET,SL EEEVE 93.50MM RD,101MM OUTER DIA,6TH UNDERSIZE (SELECTING PART)	5
117	24	PADZZ	3120-12-317-4163	D2689	0242 2297	BEARING,WASHER,THRU ST 95.00MM RD, NORMAL SIZE (SELECT CORRECT SIZE DURING INSTALLATION)	2
117	24	PADZZ	3120-12-317-4164	D2689	0242 2298	BEARING,WASHER,THRU ST 94.75MM RD, 1ST UNDERSIZE (SELECTING PART)	2
117	24	PADZZ	3120-12-317-4165	D2689	0242 2299	BEARING,WASHER,THRU ST 94.50MM RD, 2ND UNDERSIZE (SELECTING PART)	2
117	24	PADZZ	3120-12-317-4166	D2689	0242 2300	BEARING,WASHER,THRU ST 94.25MM RD, 3RD UNDERSIZE (SELECTING PART)	2
117	24	PADZZ	3120-12-317-4167	D2689	0242 2301	BEARING,WASHER,THRU ST 94.00MM RD, 4TH UNDERSIZE (SELECTING PART)	2
117	24	PADZZ	3120-12-317-4168	D2689	0242 2302	BEARING,WASHER,THRU ST 93.75MM RD, 5TH UNDERSIZE (SELECTING PART)	2
117	24	PADZZ	3120-12-346-0926	D2689	0242 2303	BEARING,WASHER,THRU ST 93.50MM RD, 6TH UNDERSIZE (SELECTING PART)	2
117	25	PADDD	2815-12-345-6490	D2689	0418 7946	ENGINE BLOCK,DIESEL	1
117	26	PADZZ	5305-12-346-2197	D2689	0113 7112	SCREW,CAP,SOCKET HE	6
117	27	PADZZ	5315-12-156-4633	D2689	0110 5127	PIN,STRAIGHT,HEADLESS	1
117	28	PADZZ	5315-12-126-6729	D2689	0111 5463	PIN,SPRING	1
117	29	PADZZ	5305-12-314-4865	D2689	0110 2166	SCREW,CAP,HEXAGON HEAD	10
117	30	PADZZ	5310-12-183-9810	D2689	0240 8062	WASHER,FLAT	10
117	31	PADZZ	5305-12-346-2059	D2689	0111 2633	SCREW,CAP,HEXAGON H	10
117	32	PADZZ	5310-12-165-2025	D2689	0240 3108	WASHER,FLAT	10
117	33	PADZZ	4710-12-305-0646	D2689	0240 4724	TUBE ASSEMBLY,METAL	1
117	34	PADZZ	3120-12-165-2026	D2689	0219 2071	BEARING,SLEEVE	4
117	35	PADZZ	3120-12-165-2029	D2689	0219 2072	BEARING,SLEEVE	1
117	36	PADZZ	5365-12-188-5166	D2689	0113 7743	PLUG,MACHINE THREAD	1
117	37	PADZZ	5330-12-156-4523	D8286	DIN7603-A14X20-C U	GASKET	1
117	38	PADZZ	5365-12-128-8316	D2689	0111 8971	PLUG,MACHINE THREAD	1
117	39	PADZZ	5330-12-156-4527	D8286	DIN7603-A18X24-C U	GASKET	1
END OF FIGURE							

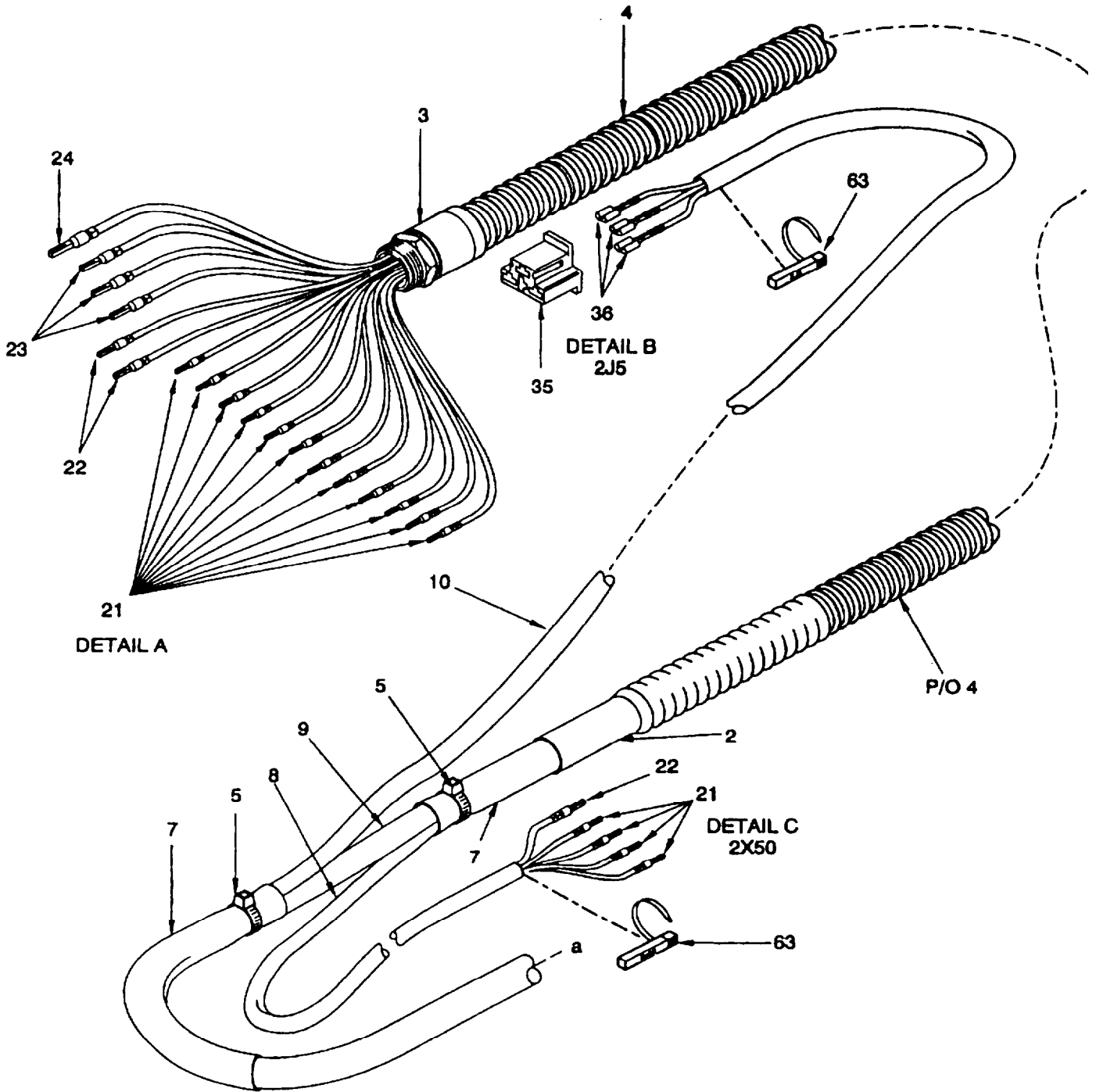


Figure 118. Wiring Harness, Electrical Generator 150KW
Sheet 1 of 8

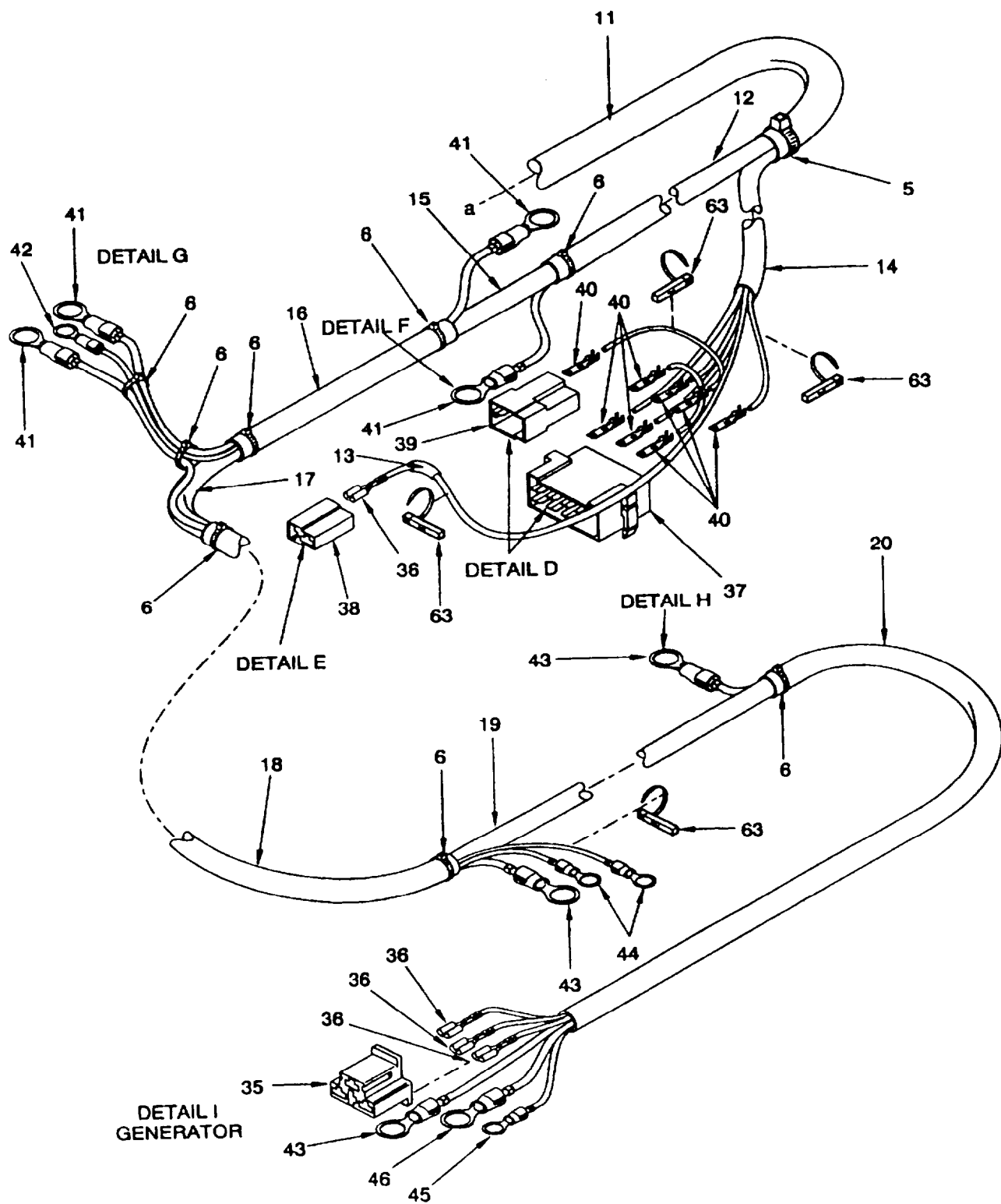


Figure 118. Wiring Harness, Electrical Generator 150KW
Sheet 2 of 8

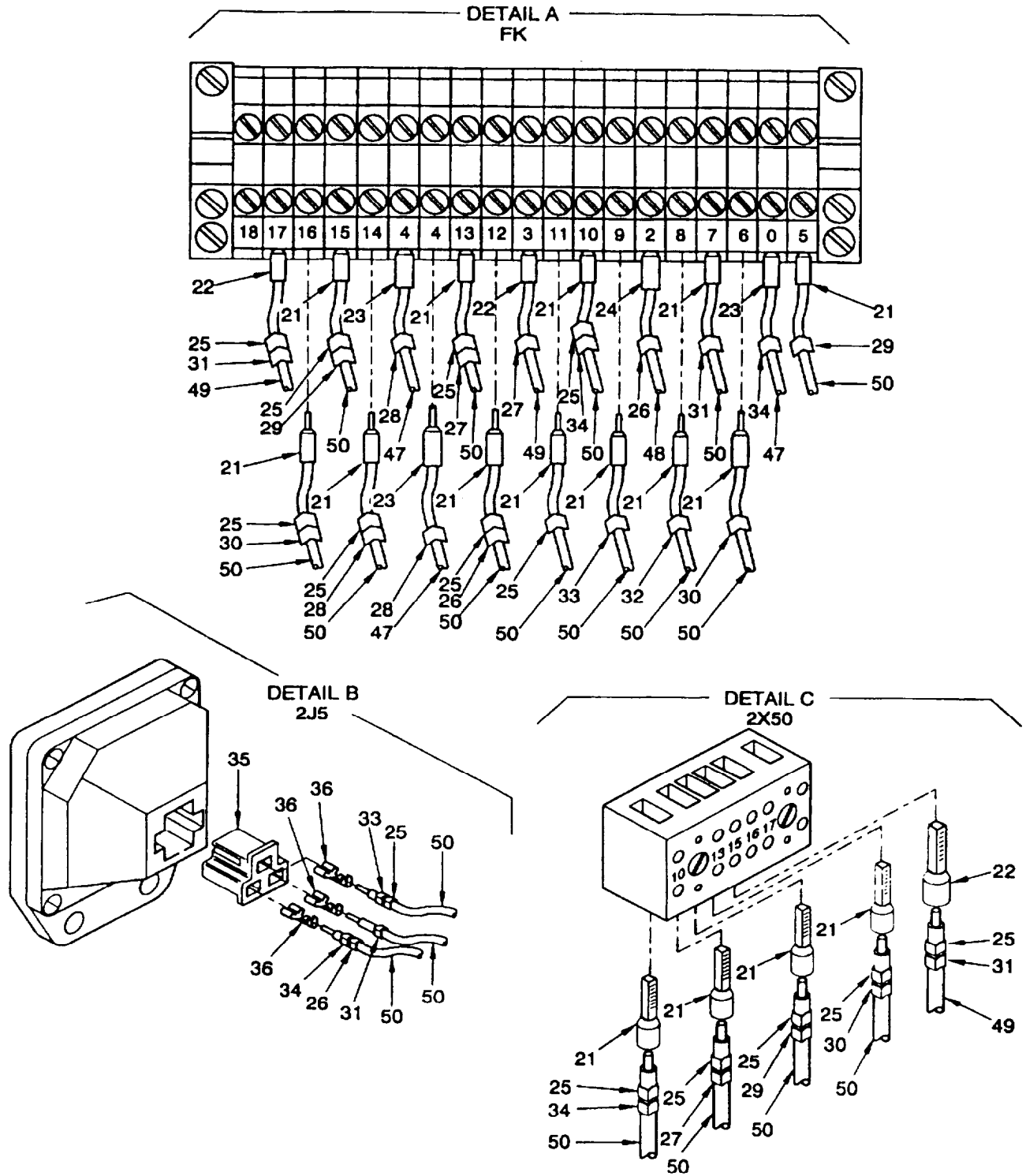


Figure 118. Wiring Harness, Electrical Generator 150KW
Sheet 3 of 8

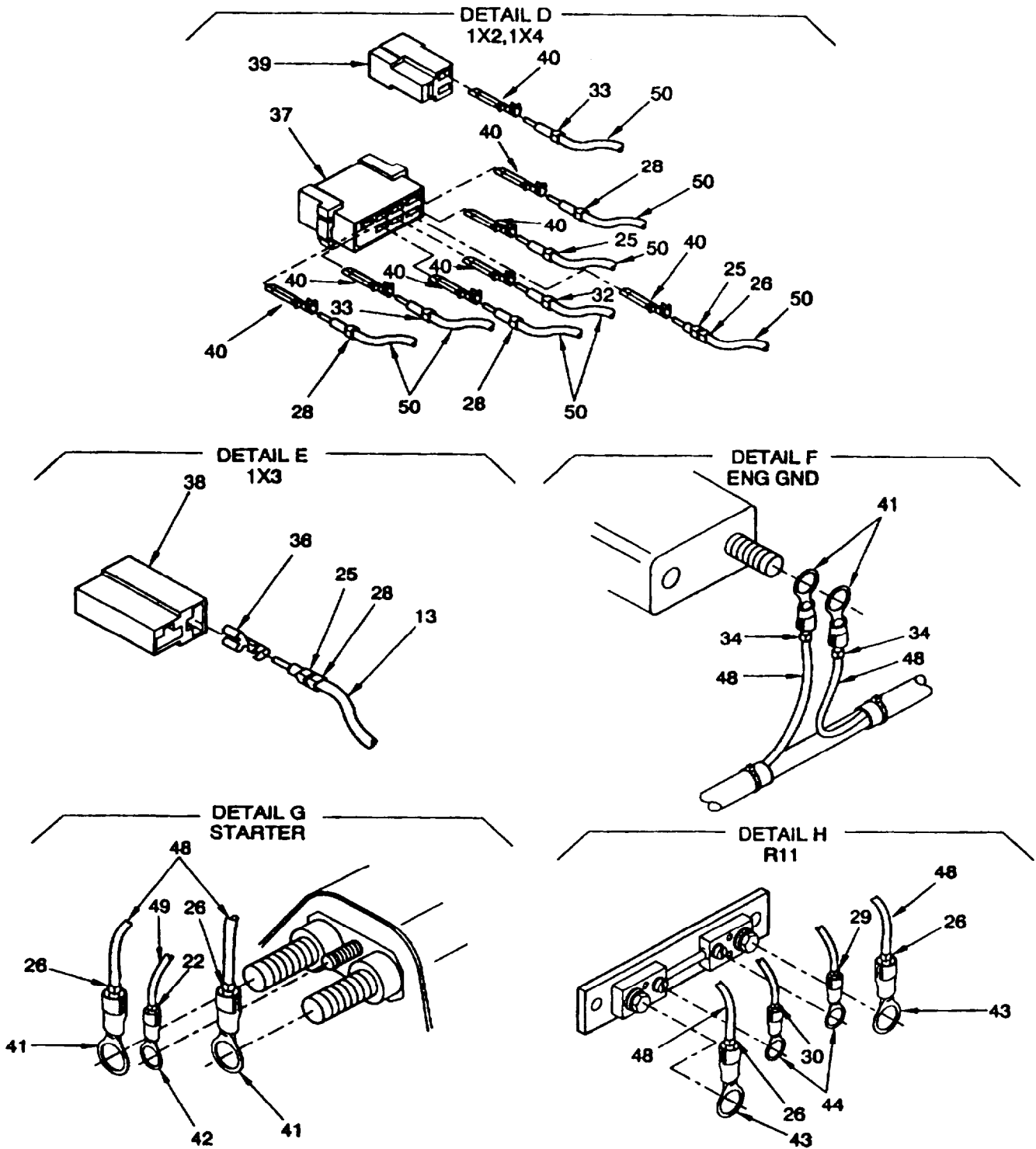


Figure 118. Wiring Harness, Electrical Generator 150KW
Sheet 4 of 8

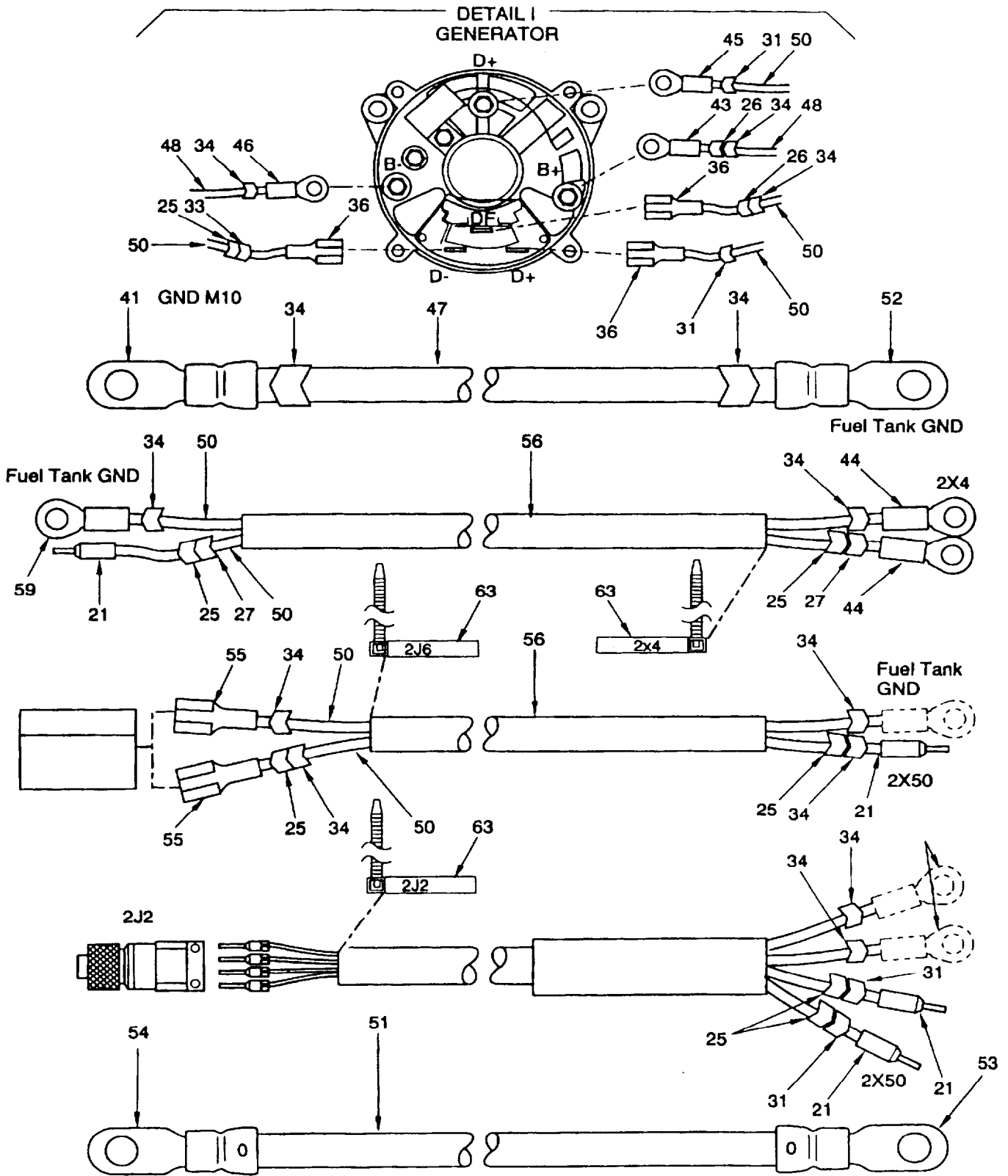


Figure 118, Wiring Harness, Electrical Generator 150KW
Sheet 5 of 8

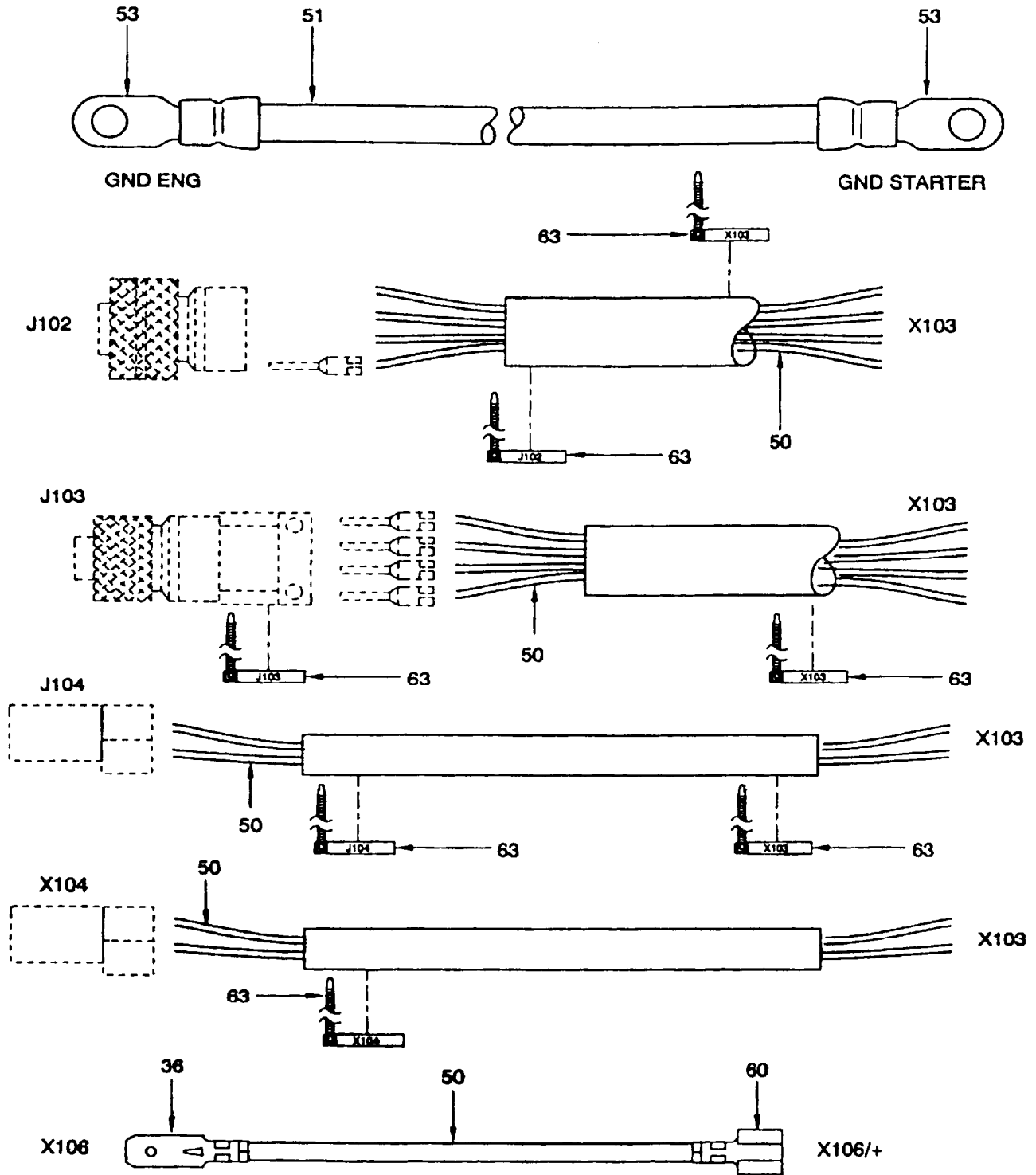


Figure 118. Wiring Harness, Electrical Generator 150KW
Sheet 6 of 8

TM 9-6115-668-23P

Fig. 118 - Wire List Table

WIRE REF NO.	FIG. 118 ITEM NO. WIRE MARKING	FROM	FIG. 118 ITEM NO.	TO	FIG. 118 ITEM NO.	FIG. 118 ITEM NO.	WIRE COLOR	WIRE LENGTH	uoc
0	34	FK-0	23	ENG GRD	41	47	WHT	101.40	FLW
0	34	ENG GRD	41	GEN B-	46	48	WHT	48.75	FLW
02	34,26	R11+	43	GEN 0+	43	48	WHT	23.79	FLW
2	26	R11-	43	STARTER	41	46	WHT	14.02	FLW
2	26	FK-2	24	STARTER	41	46	WHT	117.00	FLW
3	27	FK-3	22	STARTER	42	49	WHT	117.00	FLW
4	26	FK4	23	1X2/1	40	47	WHT	93.60	FLW
4	28	FK-4	23	1X2/4	40	47	WHT	93.60	FLW
4	28	1x2/1		1X2/7	40	50	WHT	3.90	FLW
6	29	FK-5	21	R11+	44	50	WHT	116.95	FLW
6	30	FK-6	21	R11-	44	50	WHT	118.95	FLW
7	31	FK-7	21	GEN D+	45	50	WHT	140.40	FLW
7	31	GEN D+	36	REG D-	36	50	WHT	136.50	FLW
8	32	FK-8	21	1x2/6	40	50	WHT	93.60	FLW
9	33	FK-9	21	1x2/3	40	50	WHT	93.60	FLW
9	33	1X2/3		1x4/3	40	50	WHT	4.68	FLW
10	25,34	FK-10	21	2x50-10	21	50	WHT	64.35	FLW
11	25	FK-11	21	1x2/5	40	50	WHT	93.60	FLW
12	25,26	FK-12	21	1x2/2	40	50	WHT	93.60	FLW
13	25,27	FK-13	21	2x50.13	21	50	WHT	64.35	FLW
14	25,26	FK-14	21	1x3	36	50	WHT	120.90	FLW
15	25,29	FK-15	21	2x50.15	21	50	WHT	64.35	FLW
16	25,30	FK-16	21	2X50-16	21	50	WHT	64.35	FLW
17	25,31	FK-17	22	2x50-17	22	49	WHT	64.35	FLW
19	25,33	GEN D-	36	REG D-	36	50	WHT	136.50	FLW
20	26,34	GEN DF	36	REG DF	36	50	WHT	136.50	FLW
0	34	GND M12	41	TANK GN	52	47	WHT	15.60	FLW
0	34	TANK GND	59	2X4/GN	44	50	WHT	17.55	FLW
13	25,27	2X4	44	2x50-13	21	50	WHT	42.90	FLW
0	34	TANK GND		2J6/GND	55	50	WHT	58.50	FLW
10	25,34	2J6	55	2x50-10	55	50	WHT	56.50	FLW
0	34	TANK GND		2J2/C		50	WHT	46.80	FLW
0	34	TANK GND		2J2/D		50	WHT	46.80	FLW
17	25,31	2J2/E		2x50-17	21	50	WHT	46.80	FLW
17	25,31	2J2/F		2X50-17	21	50	WHT	46.60	FLW
0	34	ENG GND	54	STARTER	53	51	BLK	14.04	FLW
0	34	GND FRAME	53	ENG GND	53	51	DLK	52.65	FLW
0	34	J102/R		X103/3	36	50	WHT	42.90	FLW
0	34	J102/S		X103/4	36	50	WHT	42.90	FLW
0	34	J102/V		X103/8	36	50	WHT	42.90	FLW
253	26,29,27	J102/N		X103/1	36	50	WHT	42.90	FLW
253	26,29,27	J102/P		X103/2	36	50	WHT	42.90	FLW
254	26,29,28	J102/G		X103/5	36	50	WHT	42.90	FLW

Figure 118. Wiring Harness, Electrical Generator 150KW
Sheet 7 of 8

TM 9-6115-668-23P

Fig. 118 - Wire List Table

WIRE REF NO	FIG.118 ITEM NO WIRE MARKING	FROM	FIG 18 ITEM No.	TO	FIG. 118 ITEM NO.	FIG. 118 ITEM NO.	WIRE COLOR	WIRE LENGTH	UOC
257	26,29,31	J102/T		X103/6	36	50	WHT	42.90	FLW
260	26,30,34	J102/U		X103/7	36	50	WHT	42.90	FLW
0	34	J105/C		X103/4	60	50	WHT	40.95	FLW
0	34	J105/D		X103/3	60	50	WHT	40.95	FLW
253	26,29,27	J105/E		X103/2	60	50	WHT	40.95	FLW
253	26,29,27	J105/F		X103/1	60	50	WHT	40.95	FLW
0	34	J104/1	21	X103/8	50	50	WHT	19.50	FLW
260	26,30,34	J104/2	21	X103/7	60	50	WHT	19.50	FLW
254	26,29,28	X104/-	55	X103/5	60	50	WHT	23.40	FLW
257	26,29,31	X104/+	55	X103/6	60	50	WHT	23.40	FLW
		X106/-	36	X106/+	60	50	WHT	2.34	FLW

Figure 118. Wiring Harness. Electrical Generator 150KW
Sheet 8 of 8

SECTION II

TM 9-6115-668-23P

(1) ILLUSTRATION		(2)	(3)	(4)	(5)	(6)	(7)
(a) FIG NO.	(b) ITEM NO.	SMR CODE	NATIONAL STOCK NUMBER	CAGEC	PART NUMBER	DESCRIPTION AND USABLE ON CODES (UOC)	QTY INC IN UNIT
						GROUP 11 WIRING HARNESS, ELECTRICAL GENERATOR , 150KW	
118	1	XBFFF		D0857	180.04.0008	WIRING HARNESS,ELECTRICAL GENERATOR 150KW	1
118	2	MFFZZ		D0857	115.04.0044-5.85 INCH	SLEEVING,SHRINKABLE (MAKE FROM (D8527) 305-38100) 5.85 INCH (150MM) REQUIRED	1
118	3	PAFZZ	5975-12-321-5158	D8527	167-14169	BUSHING,ELECTRICAL FITTING	1
118	4	PAFZZ		D0857	115.02.0004-31.2 INCH	TUBE,METALLIC (MAKE FROM (D8527) P/ N 167-11169) 31.2 INCH (800MM) REQUIRED	1
118	5	PAFZZ		D8527	111-04819	TIE DOWN,CABLE,T50R	3
118	6	PAFZZ		D8527	111-01919	TIE DOWN,CABLE,T18R	8
118	7	MFFZZ		D0857	175.03.0024-5.85 INCH	INSULATION (MAKE FROM (D0857) P/N 175.03.0024) 5.85 INCH (150MM) REQUIRED	2
118	8	MFFZZ		D0857	175.03.0015-19.5 INCH	INSULATION (MAKE FROM (D0857) P/N 175.03.0024) 5.85 INCH (150MM) REQUIRED	1
118	9	MFFZZ		D0857	175.03.0021-5.85 INCH	INSULATION (MAKE FROM (D0857) P/N 175.03.0024) 5.85 INCH (150MM) REQUIRED	1
118	10	MFFZZ		D0857	175.03.0014-37.0 5 INCH	INSULATION (MAKE FROM (D0857) P/N 175.03.0024) 5.85 INCH (150MM) REQUIRED	1
118	11	MFFZZ		D0857	175.03.0024-42.9 INCH	INSULATION (MAKE FROM (D0857) P/N 175.03.0024) 5.85 INCH (150MM) REQUIRED	1
118	12	MFFZZ		D0857	175.03.0018-11.7 INCH	INSULATION (MAKE FROM (D0857) P/N 175.03.0024) 5.85 INCH (150MM) REQUIRED	1
118	13	MFFZZ		D0857	175.03.0008-31.2 INCH	INSULATION (MAKE FROM (D0857) P/N 175.03.0024) 5.85 INCH (150MM) REQUIRED	1
118	14	MFFZZ		D0857	175.03.0019-11.7 INCH	INSULATION (MAKE FROM (D0857) P/N 175.03.0024) 5.85 INCH (150MM) REQUIRED	1
118	15	MFFZZ		D0857	175.03.0016-3.9 INCH	INSULATION (MAKE FROM (D0857) P/N 175.03.0024) 5.85 INCH (150MM) REQUIRED	1
118	16	MFFZZ		D0857	175.03.0019-9.75 INCH	INSULATION (MAKE FROM (D0857) P/N 175.03.0024) 5.85 INCH (150MM) REQUIRED	1
118	17	MFFZZ		D0857	175.03.0016-5.85 INCH	INSULATION (MAKE FROM (D0857) P/N 175.03.0024) 5.85 INCH (150MM) REQUIRED	1
118	18	MFFZZ		D0857	175.03.0018-7.02 INCH	INSULATION (MAKE FROM (D0857) P/N 175.03.0024) 5.85 INCH (150MM) REQUIRED	1
118	19	MFFZZ		D0857	175.03.0016-4.68 INCH	INSULATION (MAKE FROM (D0857) P/N 175.03.0024) 5.85 INCH (150MM) REQUIRED	1
118	20	MFFZZ		D0857	175.03.0018-19.5 INCH	INSULATION (MAKE FROM (D0857) P/N 175.03.0024) 5.85 INCH (150MM) REQUIRED	1
118	21	PAFZZ	5940-12-335-8520	D0857	170.01.0006	FERRULE,ELECTRICAL AWG 15 RED	21
118	22	PAFZZ	5940-12-338-8596	D8857	901916	FERRULE,ELECTRICAL AWG 14 BLUE	3
118	23	PAFZZ	5940-12-337-7544	D9477	VG96933T20A019A	FERRULE,ELECTRICAL AWG 11 GREY	3
118	24	PAFZZ	5940-12-331-9162	D0857	170.01.0012	FERRULE,ELECTRICAL AWG 9 BLACK	1

SECTION II

TM 9-6115-668-23P

(1) ILLUSTRATION		(2)	(3)	(4)	(5)	(6)	(7)
(a) FIG NO.	(b) ITEM NO.	SMR CODE	NATIONAL STOCK NUMBER	CAGEC	PART NUMBER	DESCRIPTION AND USABLE ON CODES (UOC)	QTY IN UNIT
118	25	PAFZZ	5975-12-173-1194	D0857	405.11.0005	SLEEVE,MARKER,CABLE PA1/3 YELLOW/ BLACK 1	20
118	26	PAFZZ	5975-12-173-1195	D0857	405.11.0006	SLEEVE,MARKER,CABLE PA1/3 YELLOW/ BLACK 2	10
118	27	PAFZZ	5975-12-173-1196	D0857	405.11.0007	SLEEVE,MARKER,CABLE PA1/3 YELLOW/ BLACK 3	5
118	28	PAFZZ	5975-12-173-1197	D0857	405.11.0008	SLEEVE,MARKER,CABLE PA1/3 YELLOW/ BLACK 4	5
118	29	PAFZZ	5975-12-173-1198	D0857	405.11.0009	SLEEVE,MARKER,CABLE PA1/3 YELLOW/ BLACK 5	3
118	30	PAFZZ	5975-12-173-1199	D0857	405.11.0010	SLEEVE,MARKER,CABLE PA1/3 YELLOW/ BLACK 6	4
118	31	PAFZZ	5975-12-173-1200	D0857	405.11.0011	SLEEVE,MARKER,CABLE PA1/3 YELLOW/ BLACK 7	5
118	32	PAFZZ	5975-12-173-1201	D0857	405.11.0012	SLEEVE,MARKER,CABLE PA1/3 YELLOW/ BLACK 8	2
118	33	PAFZZ	5975-12-186-2519	D0857	405.11.0013	SLEEVE,MARKER,CABLE PA1/3 YELLOW/ BLACK 9	5
118	34	PAFZZ	5975-12-173-1193	D0857	405.11.0014	SLEEVE,MARKER,CABLE PA1/3 YELLOW/ BLACK 0	10
118	35	PAFZZ		D8814	50 290 303	HOUSING,ELECTRICAL CONNECTOR	2
118	36	PAFZZ	5940-12-183-3940	D8814	50 251 218	TERMINAL,PLUG,FLAT SOCKET	16
118	37	PAFZZ		D8814	50 290 283	HOUSING,ELECTRICAL CONNECTOR	1
118	38	PAFZZ	5935-12-308-9107	D8814	50 290 279	CONNECTOR BODY,PLUG	1
118	39	PAFZZ		D8814	50 290 286	HOUSING,ELECTRICAL CONNECTOR	1
118	40	PAFZZ	5940-12-183-3937	D8814	50-251-524	TERMINAL,QUICK DISCONNECT	8
118	41	PAFZZ	5940-12-177-9847	D2096	RSY7117A12-6	TERMINAL,LUG	5
118	42	PAFZZ		D2096	RSY7117A6-2,5	TERMINAL,LUG	1
118	43	PAFZZ		D2096	RSY7117A8-6	TERMINAL,LUG	3
118	44	PAFZZ		D2096	RSY7117A5-1	TERMINAL,LUG	4
118	45	PAFZZ	5940-12-144-9623	D2096	RSY7104A4-1	TERMINAL,LUG	1
118	46	PAFZZ		D2096	RSY7117A6-6	TERMINAL,LUG	1
118	47	MFFZZ		D0857	180.03.0002	WIRE,ELECTRICAL (MAKE FROM (83873) P/N NOMEX155-U 4.00 "F" WHT) AS REQUIRED	1
118	48	MFFZZ		D0857	180.03.0023	WIRE,ELECTRICAL (MAKE FROM (83873) P/N NOMEX155-U 6.00 "F" WHT) AS REQUIRED	1
118	49	MFFZZ		D0857	180.03.0004	WIRE,ELECTRICAL KEFROM (83873) P/ N NOMEX155-U 2.50 "F" WHT) AS REQUIRED	1
118	50	MFFZZ		D0857	180.03.0003	WIRE,ELECTRICAL KE FROM (83873) P/ N NOMEX155-U 1.50 "F" WHT) AS REQUIRED	1
118	51	MFFZZ		D0857	180.01.0044	CABLE,95.00 QMM (MA KE FROM (D1230) P/N 5DA2170-5) AS REQUIRED	1
118	52	PAFZA	5940-12-143-7570	D2096	RSY7112A5-6	TERMINAL,LUG	1
118	53	PAOZZ	5940-12-188-7288	D2096	RSY7177A12-95	TERMINAL,LUG	3
118	54	PAOZZ		D2096	RSY7177A10-95	TERMINAL,LUG	1
118	55	PAFZZ		D8814	50 251 518	TERMINAL,FLAT,SOCKET	5
118	56	MFFZZ	4720-12-346-5193	D0857	175.03.0011	TUBING,NONMETALLIC (MAKE FROM (D0857) P/N 175.03.0011) AS REQUIRED	1
118	57	MFFZZ	4720-12-346-5194	D0857	175.03.0013	TUBING,NONMETALLIC (MAKE FROM (D0857) P/N 175.03.0013) AS REQUIRED	1
118	58	PAFZZ		D8814	50 290 285	HOUSING,CONNECTOR	1
118	59	PAOZZ	5940-12-152-5352	D9477	VG96933T13A023A	TERMINAL,LUG	1
118	60	PAFZZ	5940-12-183-3939	D9521	05054.123.009	TERMINAL,QUICK DISCONNECT	9
118	61	PAFZZ	5935-12-344-5570	D8814			
118	62	PAFZZ		D8814	50 290 280	HOUSING,CONNECTOR	2
118	63	PAFZZ	9905-12-346-5050	D0493	50 290 284 1004377	HOUSING,CONNECTOR	1
						TAG,MARKER	16
						END OF FIGURE	

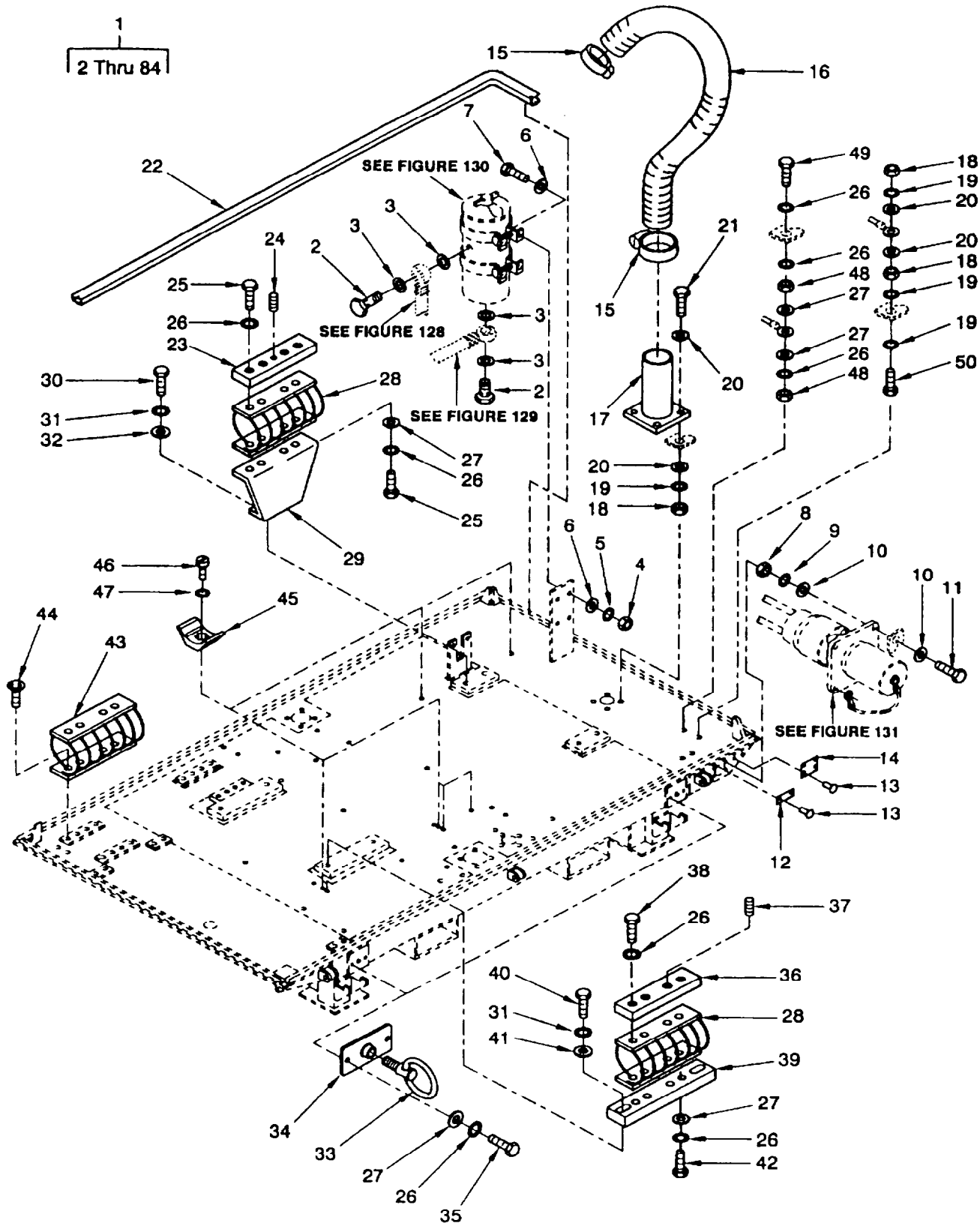


Figure 119. Base Frame Assembly, 150 KW
Sheet 1 of 4

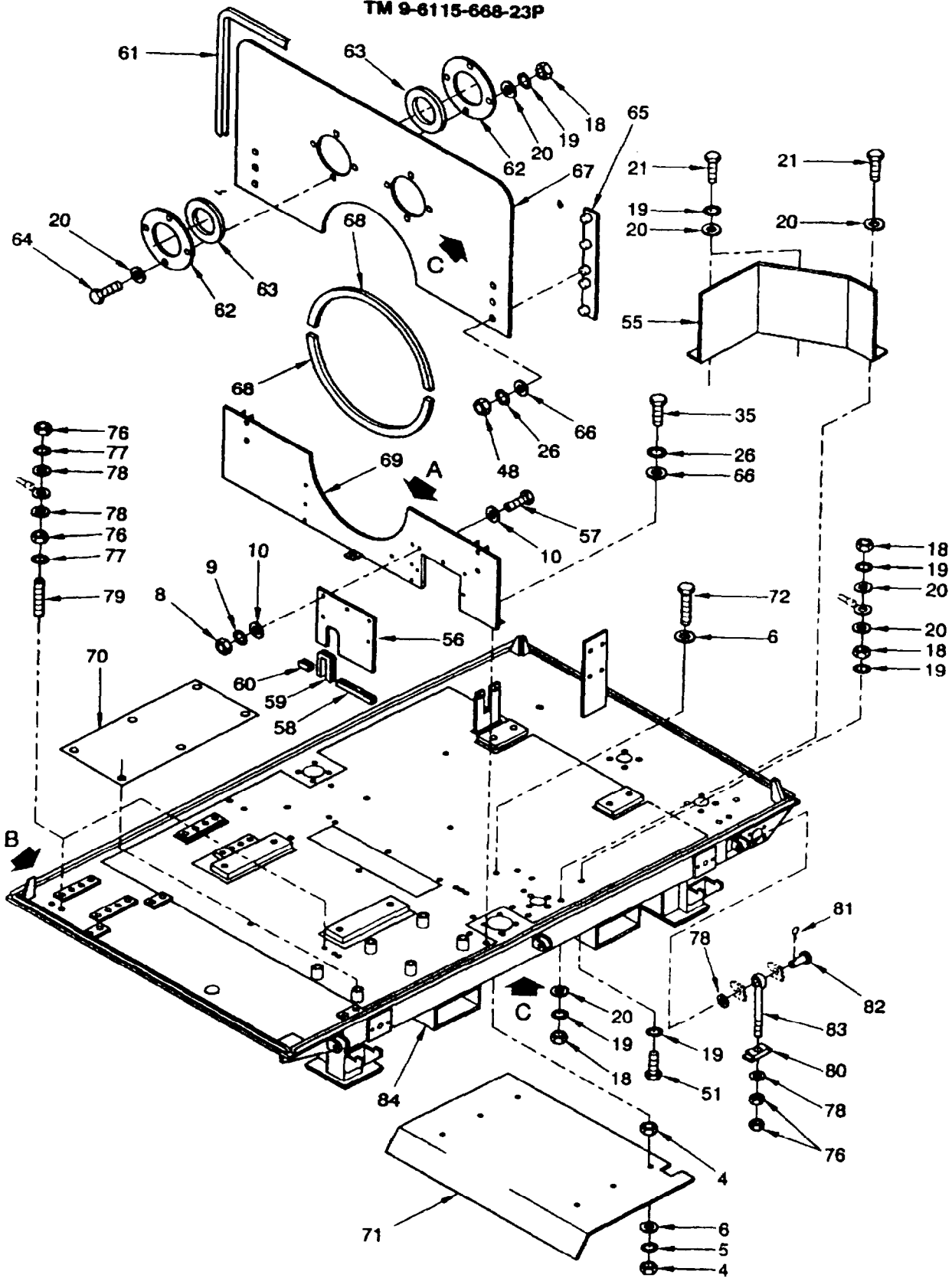
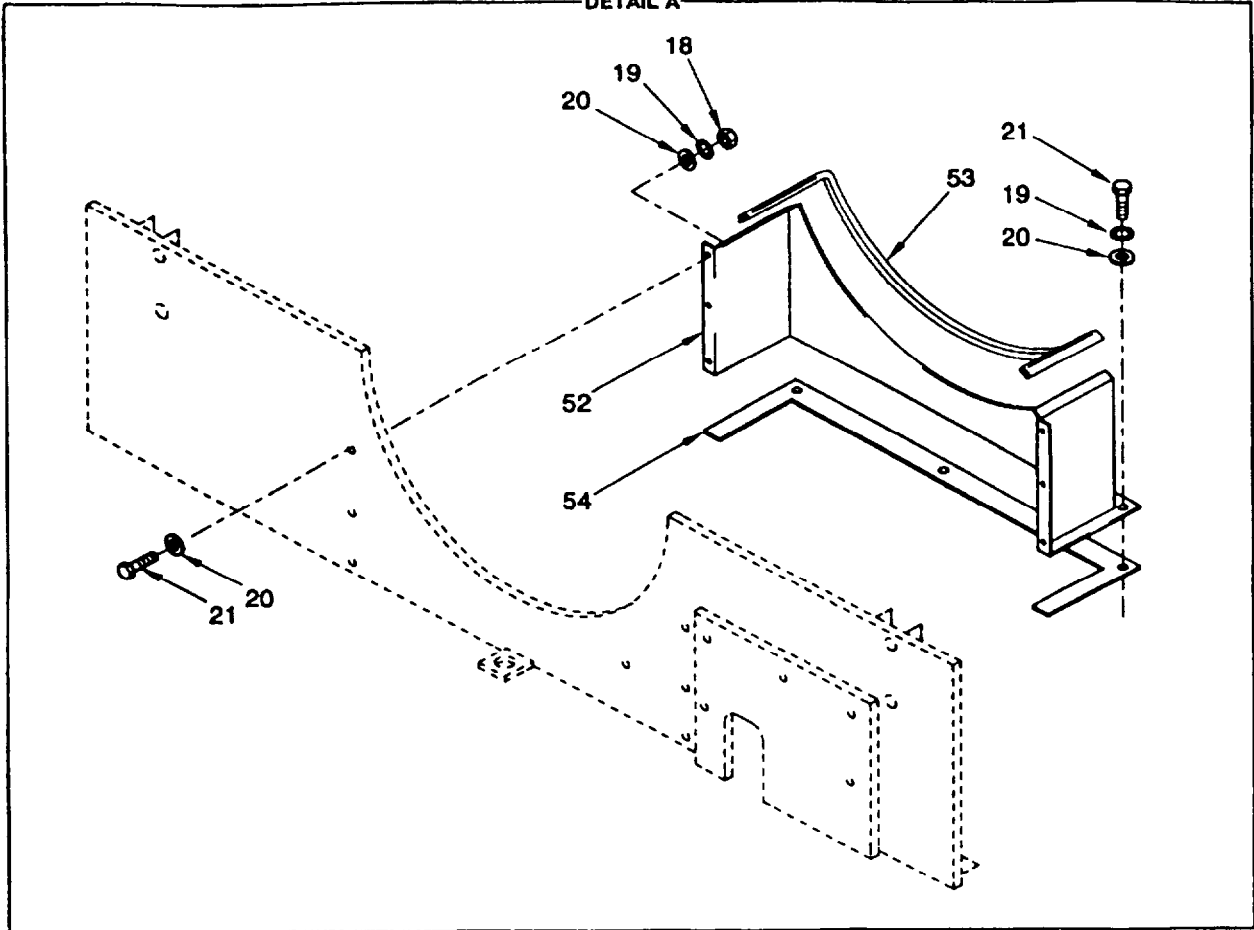


Figure 119. Base Frame Assembly, 150 KW
Sheet 2 of 4

DETAIL A



DETAIL B

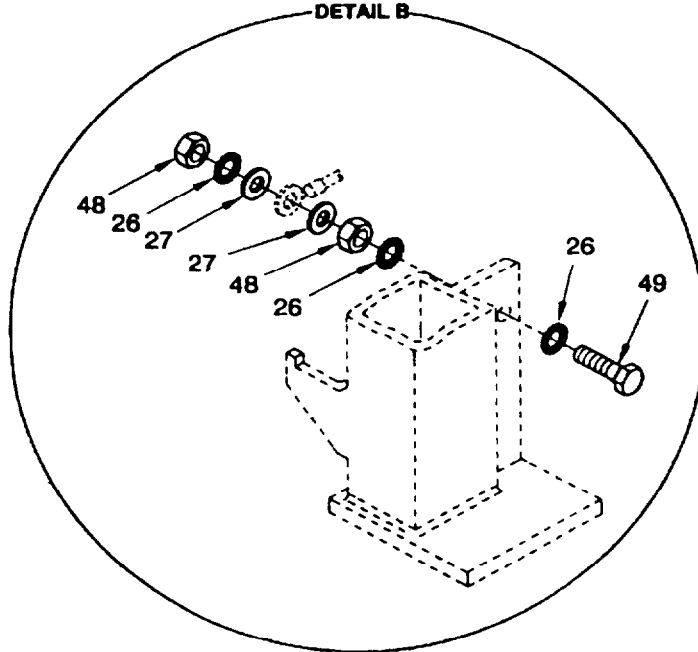


Figure 119. Base Frame Assembly, 150 KW
Sheet 3 of 4

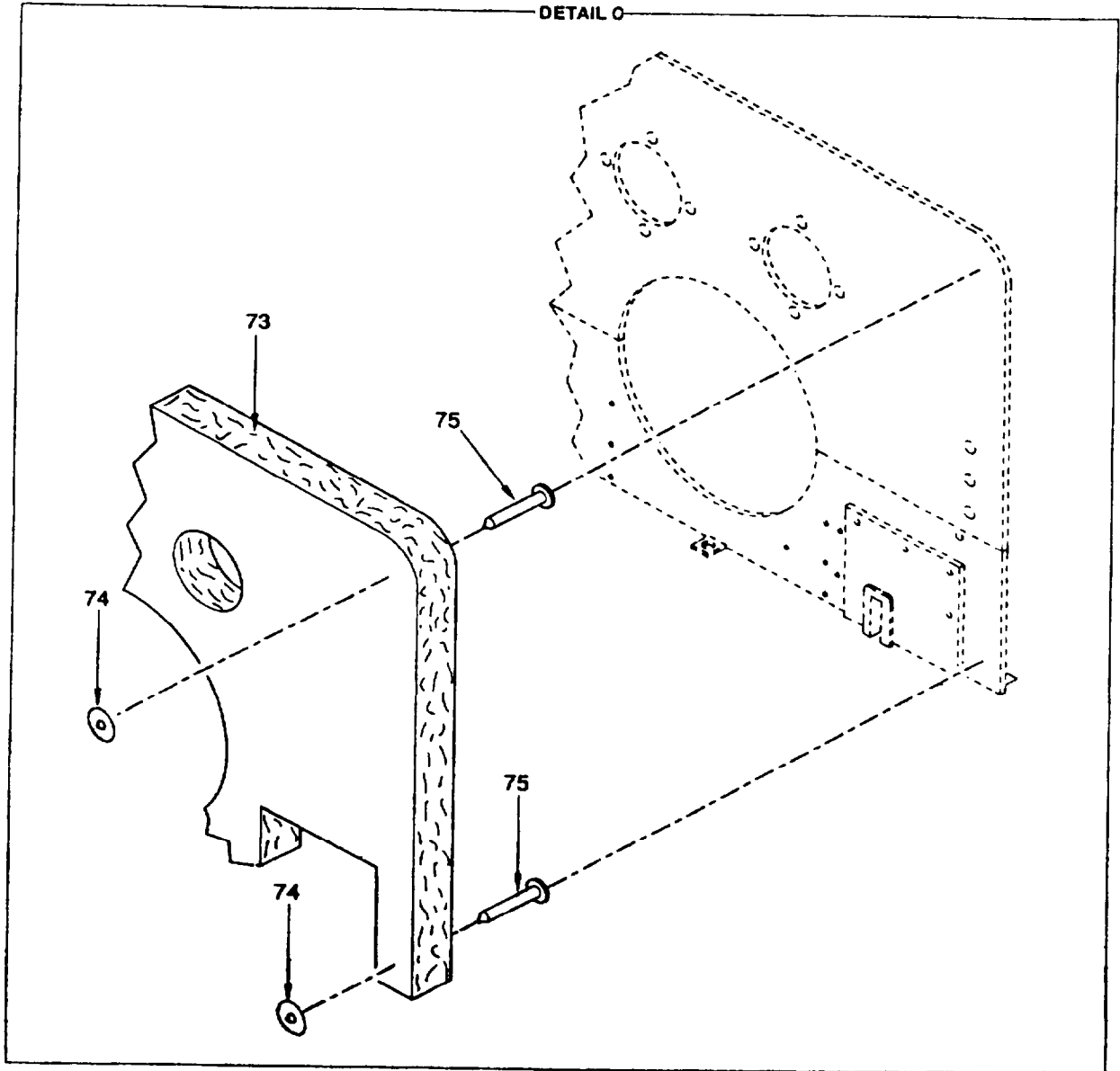


Figure 119. Base Frame Assembly, 150 KW
Sheet 4 of 4

SECTION II

TM 9-6115-668-23P

(1) ILLUSTRATION		(2)	(3)	(4)	(5)	(6)	(7)
(a) FIG NO.	(b) ITEM NO.	SMR CODE	NATIONAL STOCK NUMBER	CAGEC	PART NUMBER	DESCRIPTION AND USABLE ON CODES (UOC)	QTY IN IN UNIT
						GROUP 12 BASE FRAME ASSEMBLY, 150KW	
119	1	XBFDD		D0857	330.03.0094	BASE FRAME ASSEMBLY, 150KW	1
119	2	PAOZZ	4730-12-345-9598	D0696	205004	BOLT, FLUID PASSAGE	2
119	3	PAOZZ	5330-12-158-4518	D8286	DIN7603-A10X14-CU	GASKET	4
119	4	PAOZZ	5310-12-154-3038	D8286	DIN934-M8-A4-70	NUT,PLAIN,HEXAGON	16
119	5	PAOZZ	5310-12-124-0892	D8286	DIN6798-A8,4-FST	WASHER, LOCK	10
119	6	PAOZZ	5310-12-154-1380	D8286	DIN125-B8,4-140HV -A4	WASHER, FLAT	20
119	7	PAOZZ	5305-12-156-3727	D8286	DIN933-M8X30-A4-70	SCREW,CAP,HEXAGON HEAD	4
119	8	PAOZZ	5310-12-154-3112	D8286	DIN934-M5-A4-70	NUT,PLAIN,HEXAGON	9
119	9	PAOZZ	5310-12-124-0889	D8286	DIN6798-A5,3-FST	WASHER,LOCK	9
119	10	PAOZZ	5310-12-175-0041	D8286	DIN125-85,3-140HV -A4	WASHER, FLAT	18
119	11	PAOZZ	5305-12-166-4231	D8286	DIN933-M5X20-A4-70	SCREW,CAP,HEXAGON HEAD	4
119	12	XBOZZ		D0857	405.01-0306	PLATE, DESIGNATION (J3 SLAVE RECEPTACLE)	1
119	13	XBOZZ		D8286	DIN7337-A3X6-AL- LEG.-BK-ST-A3P	RIVET, BLIND	6
119	14	XBOZZ		D0857	405.01.0338	PLATE, IDENTIFICATION (BASE FRAME ASSEMBLY)	1
119	15	PAOZZ	4730-12-161-7556	D8286	DIN3017-AS50-70W5	CLAMP, HOSE	2
119	16	XBOZZ		D0857	115.03.0141	HOSE	1
119	17	XBOZZ		D0857	355.03.0001	AIR EXHAUST	1
119	18	PAOZZ	5310-12-155-0596	D8286	DIN934-M6-A4-70	NUT, PLAIN, HEXAGON	23
119	19	PAOZZ	5310-12-124-0890	D8286	DIN6798-A6,4-FST	WASHER,LOCK	30
119	20	PAOZZ	5310-12-174-8311	D8286	DIN125-B6,4-A4-70	WASHER,FLAT	47
119	21	PAOZZ	5305-12-166-4872	D8286	DIN933-M6X20-A4-70	SCREW, CAP, HEXAGON HEAD	16
119	22	MOOZZ		D0857	065.02.0129-354.33 INCH	WASHER, SEAL 16X16 (MAKE FROM (D8905) P/N 422 0005) AS REQUIRED	1
119	23	XBFZZ		D0857	310.09.0025	PLATE,SHOCK ABSORBER	2
119	24	PAFZZ	5325-12-845-8280	D0716	308D1EO.16	INSERT,SCREW THREAD	1
119	25	PAFZZ	5305-12-166-4232	D8286	DIN933-M10X45-A4 -70	SCREW,CAP,HEXAGON HEAD	16
119	26	PAFZZ	5310-12-124-0893	D8286	DIN6798-A10,5-FST	WASHER,LOCK	59
119	27	PAFZZ	5310-12-189-7275	D8286	DIN125-B10,5-140HV -A4	WASHER, FLAT	28
119	28	XBFZZ		C7401	GS 750-08 G2	SHOCK ABSORBER	4
119	29	XBFZZ		D0857	435.07.0026	MOUNT, ENGINE	2
119	30	PAFZZ	5305-12-172-5876	D8286	DIN933-M16X50-A4 -70	SCREW,CAP,HEXAGON HEAD	4
119	31	PAFZZ	5310-12-131-4169	D8286	DIN6798-A17-FST	WASHER,LOCK	8
119	32	PAFZZ	5310-12-345-9116	D0857	395.25.0019	WASHER,FLAT	4
119	33	PAOZZ	5306-01-385-6991	04368	PMP05134	BOLT,RING	4
119	34	PAOZA	5340-01-458-0970	04368	PMP82105	PLATE,MOUNTING	4
119	35	PAOZZ	5305-12-157-1866	D8286	DIN933-M10X25-A4 -70	SCREW,CAP,HEXAGON HEAD	8
119	36	XBFZZ		D0857	310.09.0024	PLATE,SHOCK ABSORBER	2
119	37	PAFZZ	5325-12-345-8260	D0716	3080160.16	INSERT,SCREW THREAD	1
119	38	PAFZZ	5305-12-188-8550	D8286	DIN933-M10X40-A4 -70	SCREW,CAP,HEXAGON HEAD	6
119	39	XBFZZ		D0857	310.09.0028	MOUNT,GENERATOR	2
119	40	PAFZZ	5305-12-158-6155	D8286	DIN933-M16X70-A4 -70	SCREW,CAP,HEXAGON HEAD	4
119	41	PAFZZ	5310-12-345-8133	D8286	DIN7349-17-A4-50	WASHER,FLAT	4
119	42	PAFZZ	5305-12-151-6660	D8286	DIN933-M10X55-A4 -70	SCREW,CAP,HEXAGON HEAD	8
119	43	XBFZZ		C7401	G3 110-06 SG	SHOCK ABSORBER	4
119	44	PAFZZ	5305-12-163-9988	D8286	DIN7991-M8X30-A4 -70	SCREW,CAP,SOCKET HEAD	16
119	45	XBFZZ	5975-12-196-0743	D8527	151-27019	HALTER,KABEL	7

SECTION II

TM 9-6115-668-23P

(1) ILLUSTRATION		(2)	(3)	(4)	(5)	(6)	(7)
(a) FIG NO.	(b) ITEM NO.	SMR CODE	NATIONAL STOCK NUMBER	CAGEC	PART NUMBER	DESCRIPTION AND USABLE ON CODES (UOC)	QTY INC IN UNIT
119	46	PAFZZ	5305-12-151-8366	D8286	DIN84-M4X10-A4-70	SCREW,MACHINE	7
119	47	PAFZZ	5310-01-407-4764	62380	152.269	WASHER,LOCK	7
119	48	PAOZZ	5310-12-151-6661	D8286	DIN934-M10-A4-70	NUT,PLAIN,HEXAGON	14
119	49	PAOZZ	5305-12-179-7418	D8286	DIN933-M10X50-A4-70	SCREW,CAP,HEXAGON HEAD	2
119	50	PAOZZ	5305-12-197-8223	D8286	DIN933-M6X40-A4-70	SCREW,CAP,HEXAGON HEAD	1
119	51	PAOZZ	5305-12-185-4652	D8286	DIN933-M6X35-A4-70	SCREW,CAP,HEXAGON HEAD	1
119	52	XBFZZ		D0857	375.04.0092	AIR EXHAUST,GENERATOR	1
119	53	MFFZZ		D0857	065.02.0005-39.3 7 INCH	PROTECTION PROFILE, FOLDED EDGE (MAKE FROM (C0310) P/N 19.2269-35) 39.37 INCH (1000MM) REQUIRED	1
119	54	MFFZZ		D0857	065.02.0037-86.6 14 INCH	GASKET (MAKE FROM (D0547) P/N 20005 0000 001) 86.614 INCH (2200MM) REQUIRED	1
119	55	XBOZZ		D0857	060.04.0041	PLATE,HEAT SHIELDING	1
119	56	XBFZZ		D0857	060.20.0092	COVER SHEET	1
119	57	PAFZZ	5305-12-166-4222	D8286	DIN933-M5X16-A4-70	SCREW,CAP,HEXAGON H EAD	9
119	58	MFFZZ		D0857	065.02.0005-5.26 5 INCH	PROTECTION PROFILE, FOLDED EDGE (MAKE FROM (C0310) P/N 19.2269-35) 5.265 INCH (135MM) REQUIRED	1
119	59	MFFZZ		D0857	065.02.0005-8.19 INCH	PROTECTION PROFILE, FOLDED EDGE (MAKE FROM (C0310) P/N 19.2269-35) 8.19 INCH (210MM) REQUIRED	1
119	60	MFFZZ		D0857	065.02.0005-1.75 5 INCH	PROTECTION PROFILE, FOLDED EDGE (MAKE FROM (C0310) P/N 19.2269-35) 1.755 INCH (45MM) REQUIRED	1
119	61	MOOZZ		D0857	065.02.0005-157. 48 INCH	PROTECTION PROFILE, FOLDED EDGE (MAKE FROM (C0310) P/N 19.2269-35) 457.48 INCH (4000MM) REQUIRED	4
119	62	XBOZZ		D0857	340.16.0002	RING RETAINING	4
119	63	PAOZZ	5330-12-345-9218	D0857	065.02.0128	GASKET	4
119	64	PAOZZ	5305-12-166-4213	D8286	DIN933-M6X25-A4-70	SCREW,CAP,HEXAGON HEAD	8
119	65	PAFZZ	5340-12-345-5833	D0857	160.19.0053	PLATE,MENDING	2
119	66	PAFZZ	5310-12-151-6662	D8286	DIN9021-B10,5-A4-70	WASHER,FLAT	15
119	67	XBFZZ		D0857	495.04.0003	BULKHEAD,UPPER SECTION,150KW	1
119	68	MFFZZ		D0857	065.02.0005-49.2 1 INCH	PROTECTION PROFILE, FOLDED EDGE (MAKE FROM (C0310) P/N 19.2269-35) 49.21 INCH (1250MM) REQUIRED	2
119	69	XBFZZ		D0857	495.04.0048	BULKHEAD,LOWER SECT ION,150KW	1
119	70	XBFZZ		D0857	310.10.0068	PLATE,MOUNTING	1
119	71	XBFZZ		D0857	060.04.0040	PLATE,NOISE SHIELDING	1
119	72	PAFZZ	5305-12-179-5136	D8286	DIN933-M8X35-A4-70	SCREW,CAP,HEXAGON HEAD	6
119	73	MFFZZ		D0857	250.08.0008-63X3 9.37 INCH	INSULATION (MAKE FR OM (C1286) P/N EMFA M 949) AS REQUIRED	1
119	74	XBFZZ		D0857	060.01.0011	ISO-CLIP	25
119	75	XBFZZ		D0857	290.04.0003	NAIL	25
119	76	PAOZZ	5310-12-151-6713	D8286	DIN934-M12-A4-70	NUT,PLAIN,HEXAGON	16
119	77	PAOZZ	5310-12-124-0894	D8286	DIN6798-A13-FST	WASHER,LOCK	4
119	78	PAOZZ	5310-12-174-8361	D8286	DIN125-A13-A4-70	WASHER,FLAT	4
119	79	PAOZZ	5305-12-345-8259	D8286	DIN913-M12X50-A4-70	SETSCREW	2
119	80	PAOZZ		D0857	160.19.0071	PLATE,IDENTIFICATION	6
119	81	PAOZZ	5315-12-199-2968	D8286	DIN94-3,2X20-ST-A3P	PIN,COTTER	6
119	82	PAOZZ	5315-12-345-9682	D0857	040.13.0007	PIN,STRAIGHT,HEADED	6

SECTION II

TM 9-6115-668-23P

(1) ILLUSTRATION		(2)	(3)	(4)	(5)	(6)	(7)
(a) FIG NO.	(b) ITEM NO.	SMR CODE	NATIONAL STOCK NUMBER	CAGEC	PART NUMBER	DESCRIPTION AND USABLE ON CODES (UOC)	QTY INC IN UNIT
119	83	PAOZZ	5306-12-345-8261	D8286	DIN444-BM12X130- A4-50	BOLT,EYE	6
119	84	XBFZZ		D0857	330.03.0093	BASE FRAME END OF FIGURE	1

1
2 Thru 10

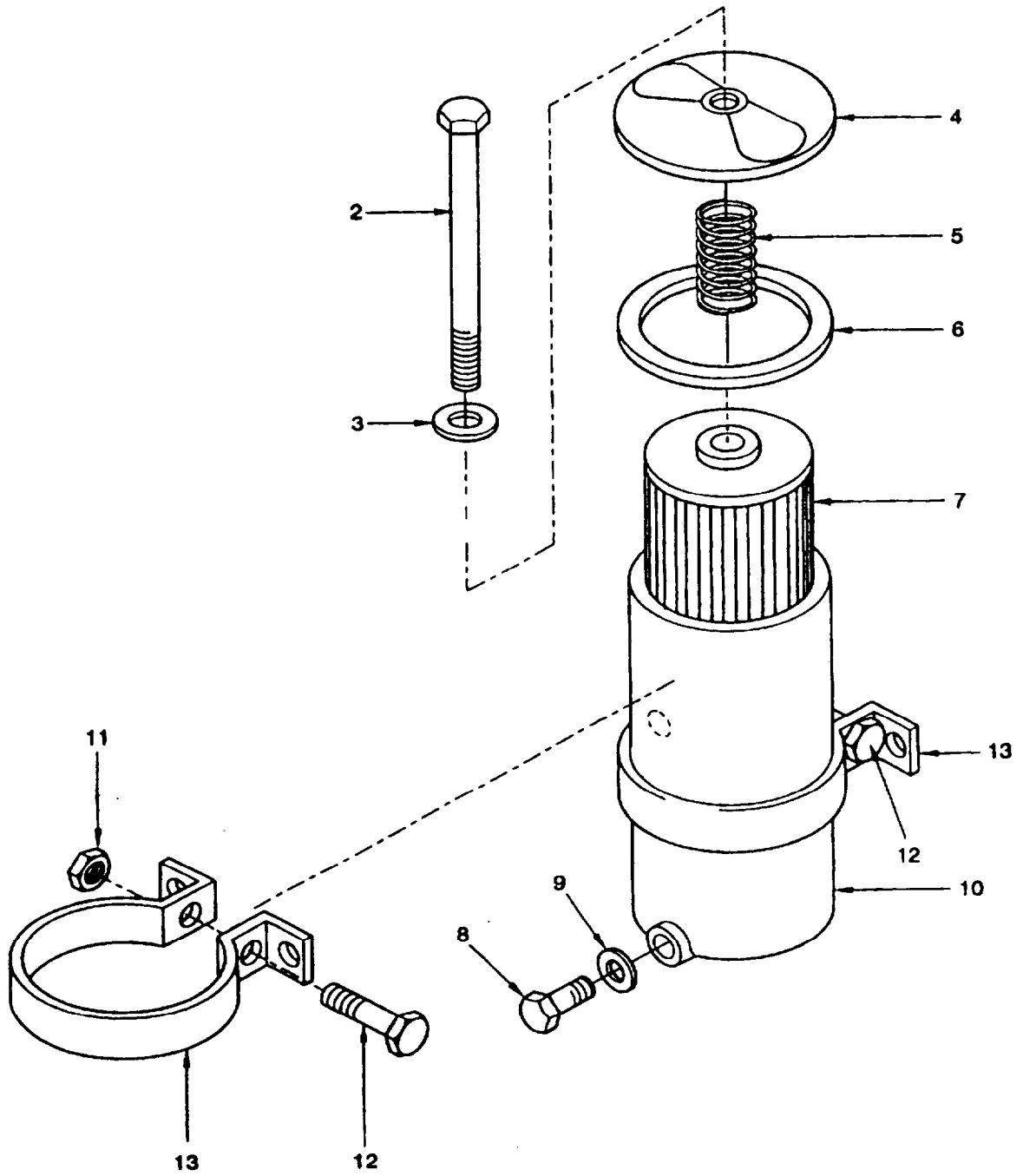


Figure 120. Subcurrent Filter Assembly

SECTION II

TM 9-6115-668-23P

(1) ILLUSTRATION		(2)	(3)	(4)	(5)	(6)	(7)
(a) FIG NO.	(b) ITEM NO.	SMR CODE	NATIONAL STOCK NUMBER	CAGEC	PART NUMBER	DESCRIPTION AND USABLE ON CODES (UOC)	QTY INC IN UNIT
						GROUP 1201	
						BASE FRAME ASSEMBLY, 150KW	
						SUBCURRENT FILTER ASSEMBLY	
						(INCOMPLETE BREAKDOWN)	
120	1	XBOOO		D2689	0116 8450	SUBCURRENT FILTER ASSEMBLY (INCOMPLETE BREAKDOWN)	1
120	2	PAOZZ	5305-12-141-7154	D2689	0117 4038	BOLT,MACHINE,SPECIA	1
120	3	PAOZZ	5330-12-156-4524	D8286	DIN7603-A16X20-C U	GASKET	1
120	4	XBOZZ		D9741	H20.14D-8V	COVER	1
120	5	PAOZZ	5360-12-141-7152	D2689	0130 4715	SPRING,COMPRESSION	1
120	6	PAOZZ	5330-12-316-8804	D2689	0116 8460	GASKET	1
120	7	PAOZZ	2940-12-141-2604	D2689	0116 8469	FILTER ELEMENT,FLUID	1
120	8	PAOZZ	5365-12-170-3343	D2689	0213 6299	PLUG,MACHINE THREAD	1
120	9	PAOZZ	5330-12-156-4806	D2689	0111 8659	GASKET	1
120	10	PAOZZ	2940-12-346-5038	D9741	005108001	COVER,FLUID FILTER	1
120	11	PAOZZ		D8286	DIN985-M6-5-A2E	NUT,PLAIN,HEXAGON	2
120	12	PAOZZ		D8286	DIN931-M6X75-8.8 -A2E	SCREW,CAP,HEXAGON HEAD	2
120	13	PAOZZ		D9741	H20.14D-14V	CLAMP,LOOP	2
						END OF FIGURE	

1
2 Thru 12

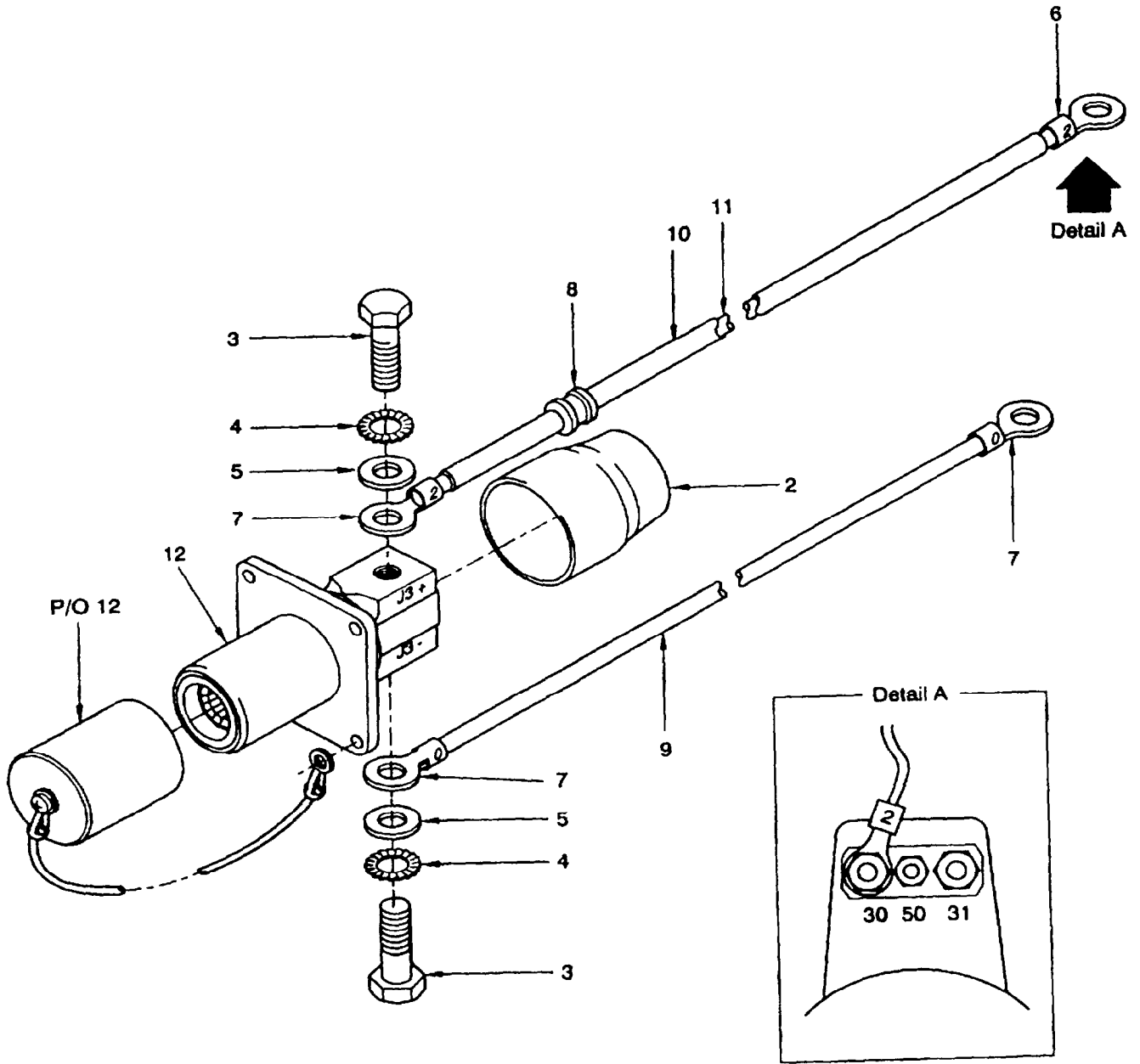


Figure 121. Slave Receptacle Assembly

SECTION II

TM 9-6115-668-23P

(1) ILLUSTRATION		(2)	(3)	(4)	(5)	(6)	(7)
(a) FIG NO.	(b) ITEM NO.	SMR CODE	NATIONAL STOCK NUMBER	CAGEC	PART NUMBER	DESCRIPTION AND USABLE ON CODES (UOC)	QTY INC IN UNIT
						GROUP 1202	
						BASE FRAME ASSEMBLY, 150KW	
						SLAVE RECEPTACLE ASSEMBLY	
121	1	XBOOO		D0857	455.12.0048	SLAVE RECEPTACLE ASSEMBLY,150KW	1
121	2	MOOZZ		D0857	115.04.0052-3.9 INCH	SLEEVEING INSULATION,SHRINKABLE (MAKE FROM (D8527) P/N 305-50819) 3.9 INCH(100MM) REQUIRED	1
121	3	PAOZZ	5305-12-346-2198	D0857	425.18.0005	SCREW,CAP,HEXAGON H	2
121	4	PAOZZ	5310-12-124-0893	D8286	DIN6798-A10,5-FS T	WASHER,LOCK	2
121	5	PAOZZ	5310-12-189-7275	D8286	DIN125-B10,5-140 HV-A4	WASHER,FLAT	2
121	6	PAOZZ	5940-12-151-4522	D2096	RSY7137A12-50	TERMINAL,LUG	1
121	7	PAOZZ	5940-12-144-9365	D2096	RSY7136A10-50	TERMINAL,LUG	3
121	8	PAOZZ	5325-12-324-2416	D1092	117910	GROMMET,NONMETALLIC	1
121	9	MOOZZ		D0857	180.03.0027-8.97 INCH	CABLE (MAKE FROM (83873) P/N NOMEX155-U 50.00 "F" WHT) 8.97 INCH (230MM)REQUIRED (CABLE NO. 0)	1
121	10	MOOZZ		D0857	175.03.0019-67.7 2 INCH	INSULATION (MAKE FROM (D0857) P/N 175.03.0019) 67.72 INCH (1720MM) REQUIRED	1
121	11	MOOZZ		D0857	180.03.0027-68.9 INCH	CABLE (MAKE FROM (83873) P/N NOMEX155-U 50.00 "F" WHT) 68.9 INCH (1750MM)REQUIRED (CABLE NO. 2)	1
121	12	PAOZZ	5935-01-044-8382	19207	11682345	CONNECTOR,RECEPTACLE (WITH GASKET, CAP AND INSULATION)	1
						END OF FIGURE	

SECTION II

TM 9-6115-668-23P

(1) ILLUSTRATION		(2)	(3)	(4)	(5)	(6)	(7)
(a) FIG NO.	(b) ITEM NO.	SMR CODE	NATIONAL STOCK NUMBER	CAGEC	PART NUMBER	DESCRIPTION AND USABLE ON CODES (UOC)	QTY IN UNIT
GROUP 98 BULK MATERIAL LIST							
BULK	1	XCFZZ		C0000	BULK	BULK-MATERIAL (NI)	1
BULK	2	PAOZZ	6150-12-322-9895	D8942	KS-A	BUS, CONDUCTOR	1
BULK	3	PAOZZ	6150-12-168-9852	D0493	0201184	BUS, CONDUCTOR	1
BULK	4	PAOZZ		D2773	RTF 87 2XAWG20/1 9 BL+BR SP	CABLE	1
BULK	5	PAOZZ		D2773	RTF 86 3XAWG18/1 9+2XAWG15/19 SP	CABLE	1
BULK	6	PAOZZ	6145-01-457-7685	83873	NOMEX155-U 50.00 "F" WHT	CABLE	1
BULK	7	PAOZZ		D0277	44148905	CABLE, SCREENED	1
BULK	8	PAFZZ	6145-12-324-1302	C3033	LIYCY2X0,75GR	CABLE, SPECIAL PURPOSE	1
BULK	9	PAFZZ	6145-12-310-4652	C3033	LIYCY3X0,50GR	CABLE, TELEPHONE	1
BULK	10	PAOZZ		D8027	00014-39-200	CHAIN	1
BULK	11	PAOZZ	5975-12-306-5074	D8527	167-11169	CONDUIT, NONMETALLIC, FLEXIBLE	1
BULK	12	PAOZZ	5975-12-306-5075	D8527	167-11298	CONDUIT, NONMETALLIC, FLEXIBLE	1
BULK	13	PAOZZ	4020-12-345-9346	D0857	430.06.0001	CORD, TWISTED	1
BULK	14	PAOZZ		D7125	484 SA	FELT STRIP	1
BULK	15	PAOZZ	5340-12-347-0769	D0857	320.09.0006	HINGE, BUTT	1
BULK	16	PAOZZ	5340-12-347-0770	D0857	320.09.0007	HINGE, BUTT	1
BULK	17	PAOZZ	4720-12-345-5327	C4109	33063	HOSE, AIR DUCT	1
BULK	18	PAOZZ	4720-12-345-5328	C4109	33102	HOSE, AIR DUCT	1
BULK	19	PAOZZ	4720-12-345-9637	D0696	601704	HOSE, NONMETALLIC	1
BULK	20	PAOZZ	4720-12-345-9638	D0696	601708	HOSE, NONMETALLIC	1
BULK	21	PAOZZ	4720-12-345-9639	D0696	602104	HOSE, NONMETALLIC	1
BULK	22	PAOZZ	4720-12-345-9640	D0696	602120	HOSE, NONMETALLIC	1
BULK	23	PAOZZ	4720-12-345-9641	D0696	602125	HOSE, NONMETALLIC	1
BULK	24	PAOZZ	4720-12-345-6077	D8430	001.10.035	HOSE, NONMETALLIC	1
BULK	25	PAOZZ	5640-12-325-0264	C1286	EMFA M949	INSULATION BOARD, THERMAL	1
BULK	26	PAOZZ	5970-12-159-4430	K1010	RNF-100 1/2-0	INSULATION SLEEVING, ELECTRICAL	1
BULK	27	PAOZZ	5970-12-182-6865	D8527	305-50819	INSULATION SLEEVING, ELECTRICAL	1
BULK	28	PAOZZ		92060	HTAT 12/3 BLACK	INSULATION SLEEVING, SHRINKABLE	1
BULK	29	PAOZZ	5970-12-146-8483	D8527	305-19000	INSULATION SLEEVING, SHRINKABLE	1
BULK	30	PAOZZ	5970-12-151-4348	D8527	305-25419	INSULATION SLEEVING	1
BULK	31	PAOZZ	5970-12-159-1000	D9477	VG95343T05A007A	INSULATION SLEEVING, ELECTRICAL	1
BULK	32	PAOZZ	5970-12-345-5135	D0857	048.01.0032.1,36 5 INCH	ISOLATOR, SPECIAL	1
BULK	33	PAOZZ	9390-12-343-5412	D8905	403B789	NONMETALLIC SPECIAL-SHAPED SECTION	1
BULK	34	PAOZZ	9390-12-345-3759	C0310	19.2269-35	NONMETALLIC SPECIAL-SHAPED SECTION	1
BULK	35	PAOZZ	9390-12-346-1091	C1203	3080-0069-77-00	NONMETALLIC SPECIAL	1
BULK	36	PAOZZ	5975-12-345-6734	D1169	HNG75037	RACEWAY, NONMETALLIC	1
BULK	37	PAOZZ	5975-12-345-6735	D1169	HNG75050	RACEWAY, NONMETALLIC	1
BULK	38	PAOZZ	5940-99-119-4382	D0493	1201015	RAIL, ASSEMBLY	1
BULK	39	PAOZZ		D8286	DIN46277-1536-LO /2	RAIL, MOUNTING	1
BULK	40	PAOZZ	5306-12-311-1593	D8286	DIN975-M6-A4-70	ROD, CONTINUOUS THREAD	1
BULK	41	PAOZZ	5306-12-311-1592	D8286	DIN975-M4-A4-70	ROD, CONTINUOUS THREAD	1
BULK	42	PAOZZ	5306-12-311-1595	D8286	DIN975-M12-A4-70	ROD, CONTINUOUS THREAD	1
BULK	43	PAOZZ	9390-12-348-2726	D8905	405A072	NONMETALLIC SPECIAL SHAPED SECTION	1
BULK	44	PAOZZ	9320-12-155-0824	D8905	4220005	RUBBER ROUND SECTION	1
BULK	45	PAOZZ	9320-12-343-5411	D0547	20005 0000 001	RUBBER STRIP	1
BULK	46	PADZZ	9320-12-346-2454	D1092	129549	RUBBER STRIP	1
BULK	47	PADZZ		D1092	122800	RUBBER, FOAM	1
BULK	48	PAOZZ	8030-12-328-2434	D2617	24333	SEALING COMPOUND	1
BULK	49	PAOZZ	9515-12-345-9683	D0857	310.06.0005	SHEET, METAL ROTECTIVE	1
BULK	50	PAOZZ	5999-12-346-1472	C3394	NK-120-2534-0000	SHIELDING GASKET, ELECTRONIC	1
BULK	51	PAFZZ		D8527	305-06400	SLEEVE, HOSE CONNECTOR	1
BULK	52	PAFZZ		D8527	305-04800	SLEEVE, HOSE CONNECTOR	1
BULK	53	PAOZZ		D8527	305-38100	SLEEVE, HOSE CONNECTOR	1

SECTION II

TM 9-6115-668-23P

(1) ILLUSTRATION		(2)	(3)	(4)	(5)	(6)	(7)
(a) FIG NO.	(b) ITEM NO.	SMR CODE	NATIONAL STOCK NUMBER	CAGEC	PART NUMBER	DESCRIPTION AND USABLE ON CODES (UOC)	QTY INC IN UNIT
BULK	54	PAOZZ	9520-12-322-7018	D8857	1175.0	SUPPORT,RAIL	1
BULK	55	PAOZZ	4710-12-346-5039	D8527	170-10800	TUBE,METALLIC	1
BULK	56	PAOZZ	4720-12-345-7673	D0857	175.03.0002	TUBING,NONMETALLIC	1
BULK	57	PAOZZ	4720-12-345-7674	D0857	175.03.0019	TUBING,NONMETALLIC	1
BULK	58	PAOZZ	4720-12-345-7675	D0857	175.03.0024	TUBING,NONMETALLIC	1
BULK	59	PAOZZ	4720-12-345-7676	D0857	175.03.0015	TUBING,NONMETALLIC	1
BULK	60	PAOZZ	4720-12-345-7677	D0857	175.03.0021	TUBING,NONMETALLIC	1
BULK	61	PAOZZ	4720-12-346-5190	D0857	175.03.0014	TUBING,NONMETALLIC	1
BULK	62	PAOZZ	4720-12-346-5191	D0857	175.03.0008	TUBING,NONMETALLIC	1
BULK	63	PAOZZ	4720-12-346-5192	D0857	175.03.0016	TUBING,NONMETALLIC	1
BULK	64	PAOZZ	4720-12-346-5193	D0857	175.03.0011	TUBING,NONMETALLIC	1
BULK	65	PAOZZ	4720-12-346-5194	D0857	175.03.0013	TUBING,NONMETALLIC	1
BULK	66	PAOZZ		C4437	721456	WEB,HEAT RESISTANT	1
BULK	67	PAFZZ	6145-12-173-3313	D1230	5DA2020-5	WIRE,ELECTRICAL	1
BULK	68	PAFZZ	6145-12-173-4812	D1230	5DA2388-5	WIRE,ELECTRICAL	1
BULK	69	PAFZZ	6145-12-173-2967	D1230	5DA2378-5	WIRE,ELECTRICAL	1
BULK	70	PAFZZ	6145-12-173-2964	D1230	5DA2377-5	WIRE,ELECTRICAL	1
BULK	71	PAFZZ	6145-12-199-2557	D1230	5DA2010-5	WIRE,ELECTRICAL	1
BULK	72	PAFZZ	6145-12-195-0932	D1230	5DA2170-5	WIRE,ELECTRICAL	1
BULK	73	PAOZZ	6145-01-457-3728	83873	NOMEX155-U 4.00 "F" WHT	WIRE,ELECTRICAL	1
BULK	74	PAOZZ	6145-01-457-3726	83873	NOMEX155-U 6.00 "F" WHT	WIRE,ELECTRICAL	1
BULK	75	PAOZZ	6145-01-456-0903	83873	NOMEX155-U 2.50 "F" WHT	WIRE,ELECTRICAL	1
BULK	76	PAOZZ		83873	NOMEX155-U 0.75 "F" WHT	WIRE,ELECTRICAL	1
BULK	77	PAOZZ		83873	NOMEX155-U	WIRE,ELECTRICAL	1
BULK	78	PAOZZ	6145-12-345-8545	D1427	DINVDE0881-LI5Y1 X0,56/1,5GNYE	WIRE,ELECTRICAL	1
BULK	79	PAOZZ		D0857	180.06.0085	WIRE,ELECTRICAL	1
BULK	80	PADZZ	6145-12-151-4341	D9477	VG95218T020C002	WIRE,ELECTRICAL	1
BULK	81	PADZZ	6145-12-151-4343	D9477	VG95218T020C004	WIRE,ELECTRICAL	1
BULK	82	PADZZ	6145-12-307-4348	D9477	VG95218T020A010	WIRE,ELECTRICAL	1
BULK	83	PAOZZ	6145-01-456-0874	83873	NOMEX155-U 1.00 "F" WHT	WIRE,ELECTRICAL	1
BULK	84	PAOZZ	6145-01-456-0876	83873	NOMEX155-U 1.50 "F" WHT	WIRE,ELECTRICAL	1
						END OF FIGURE	

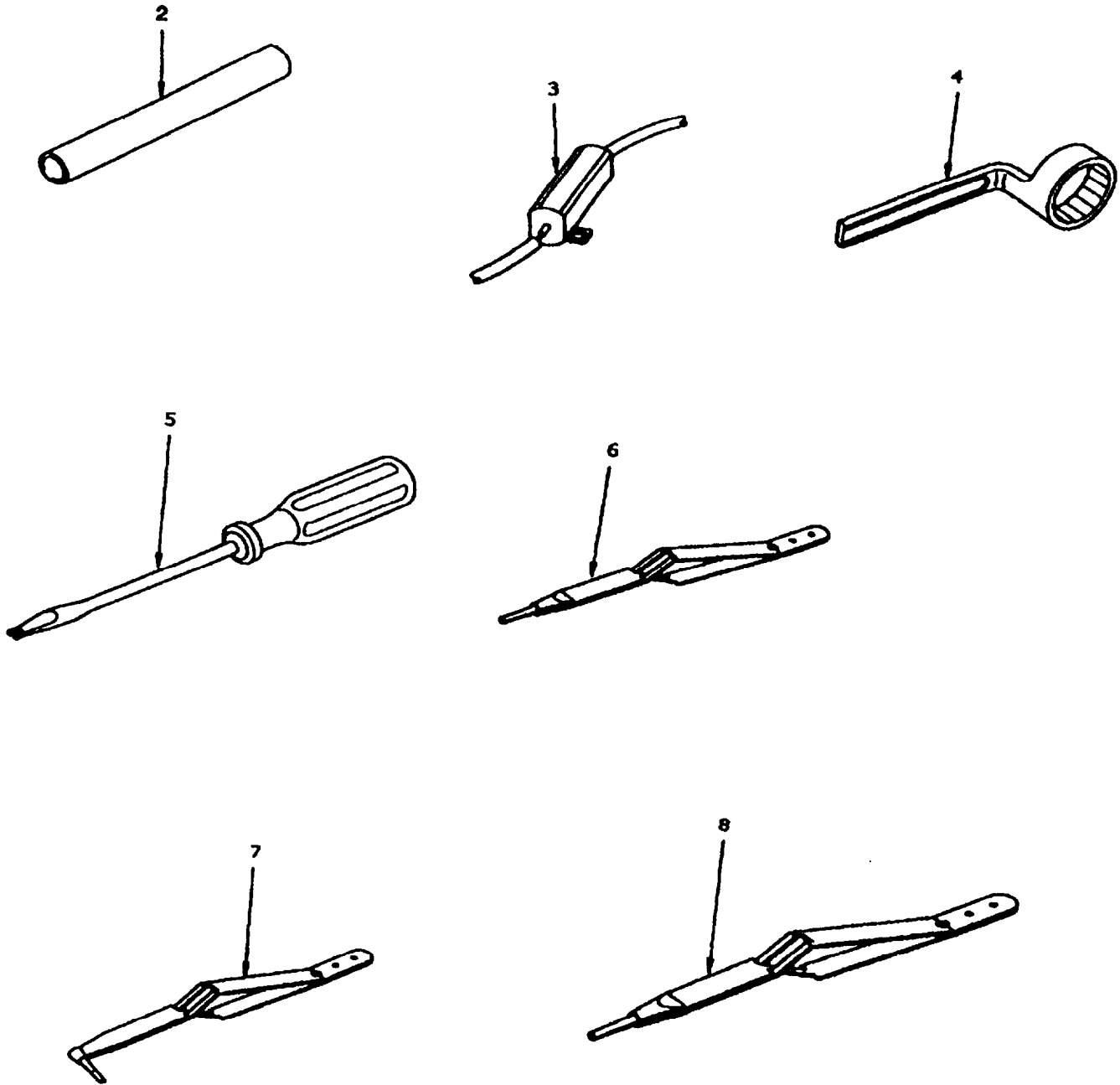


Figure 125. Special Tools and Test Equipment
Sheet 1 of 13

Section III

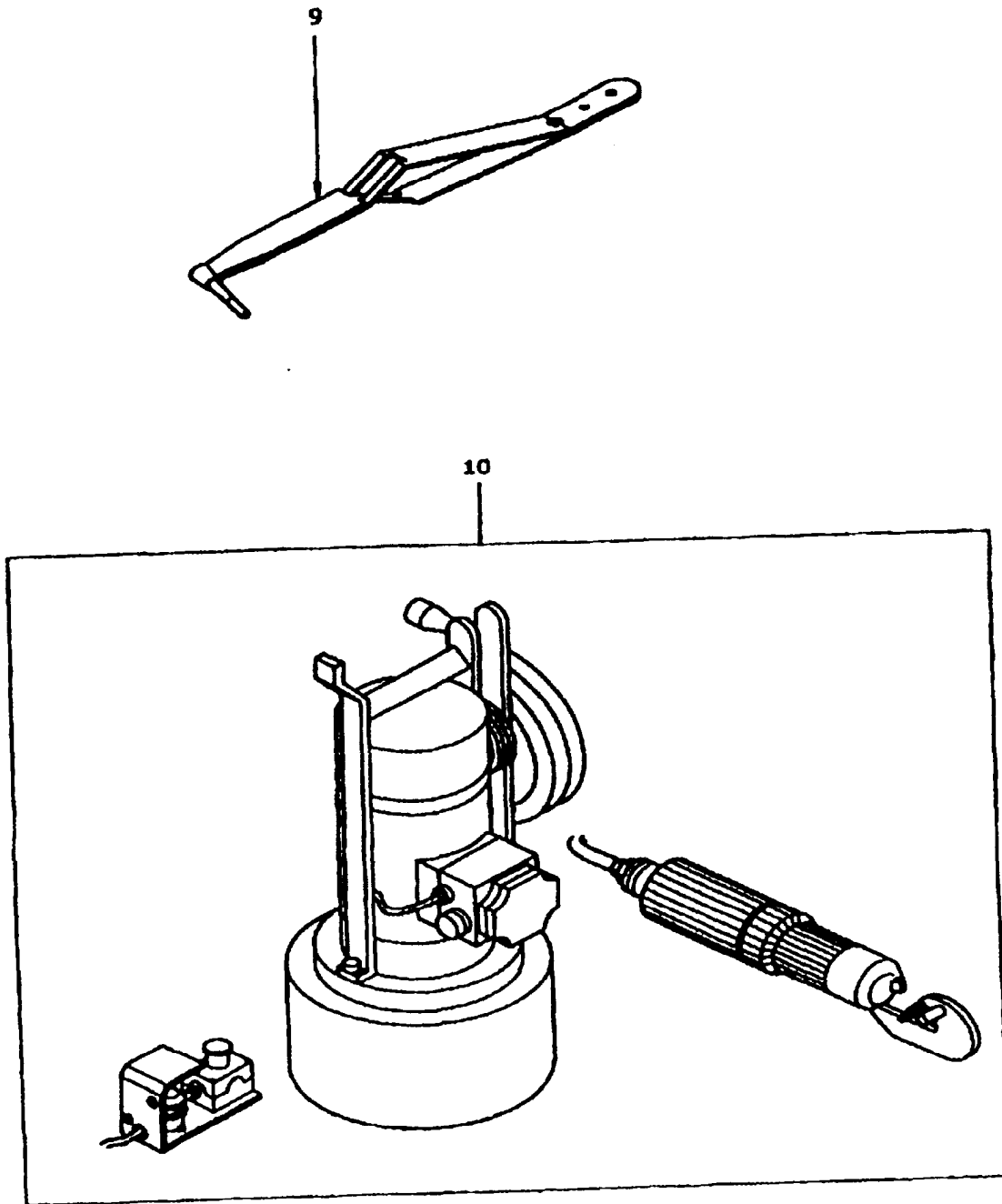


Figure 125. Special Tools and Test Equipment
Sheet 2 of 13

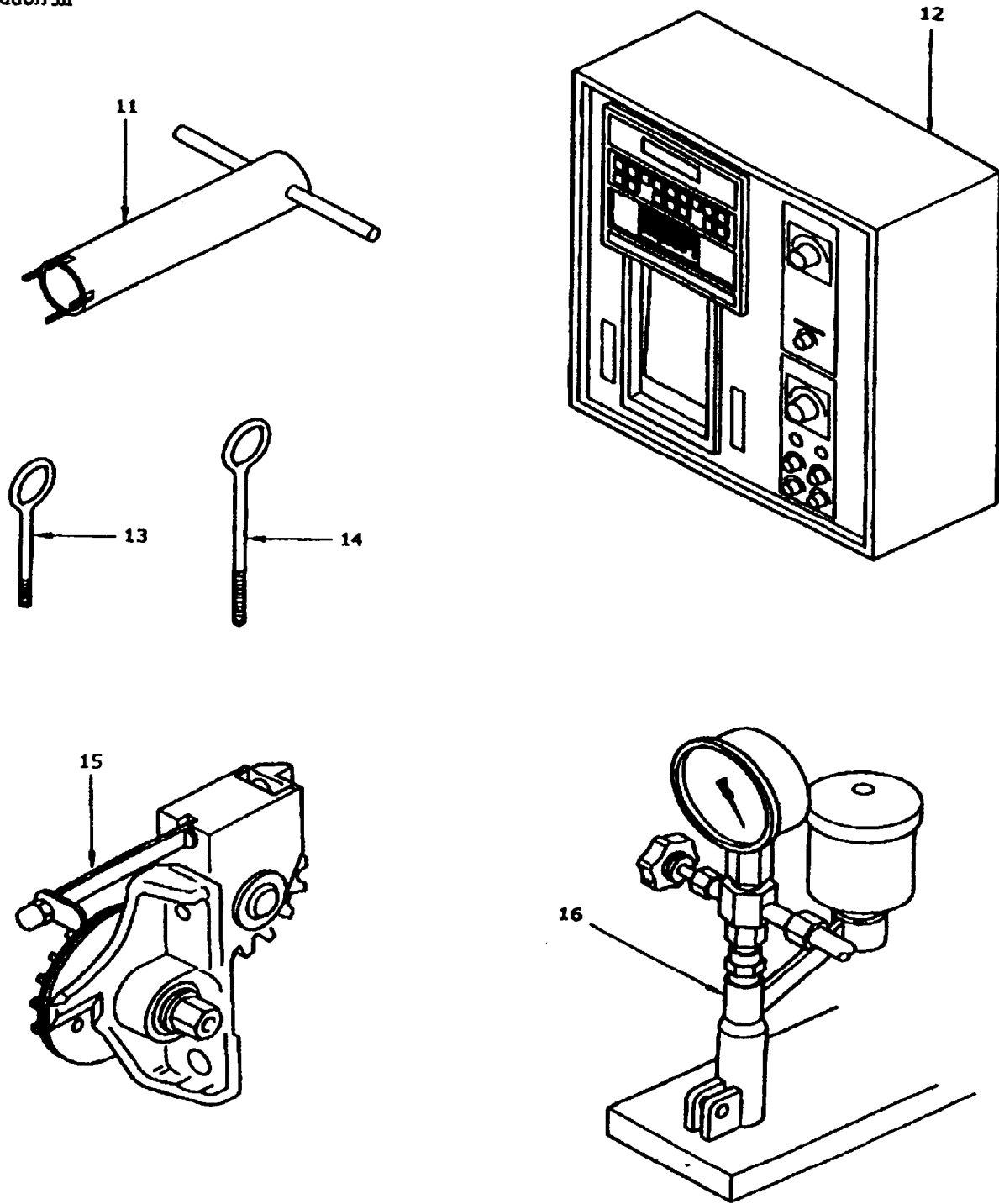


Figure 125. Special Tools and Test Equipment
Sheet 3 of 13

Section III

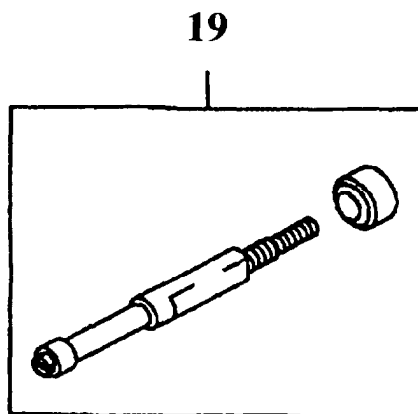

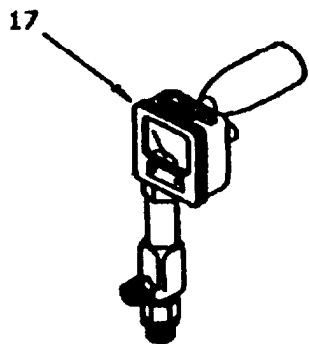


Figure 125. Special Tools and Test Equipment
Sheet 4 of 13

Section III

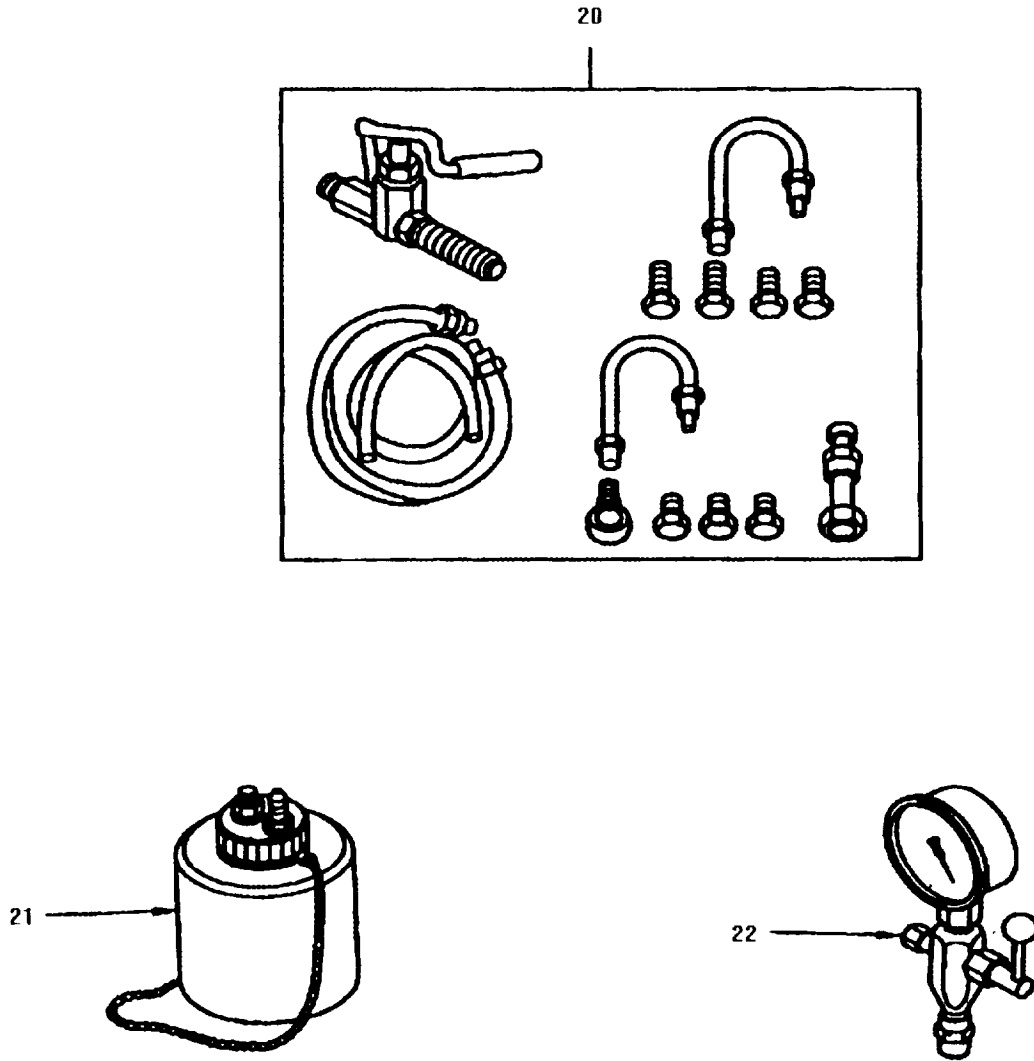


Figure 125. Special Tools and Test Equipment
Sheet 5 of 13

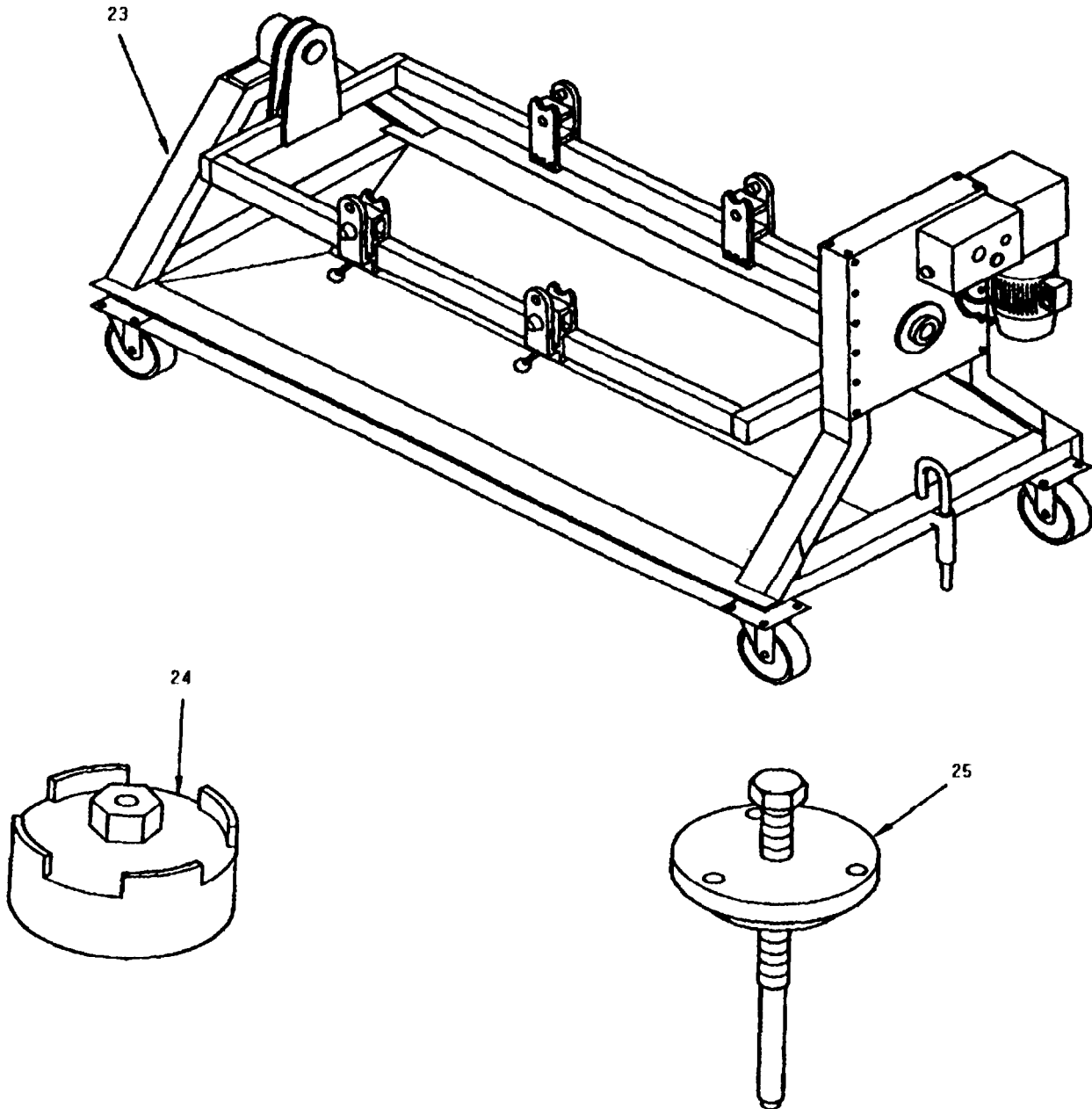


Figure 125. Special Tools and Test Equipment
Sheet 6 of 13

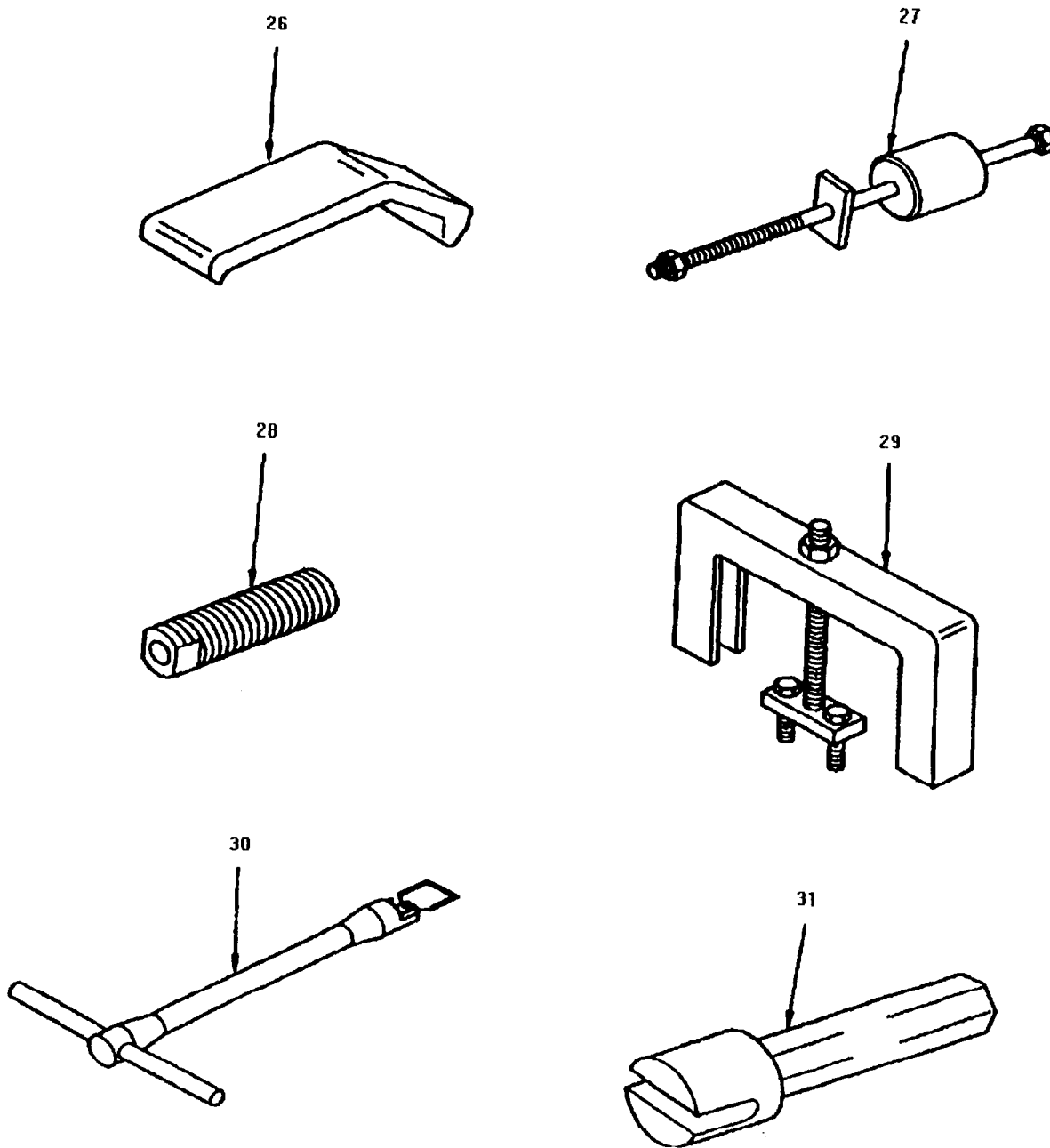


Figure 125. Special Tools and Test Equipment
Sheet 7 of 13

Section III

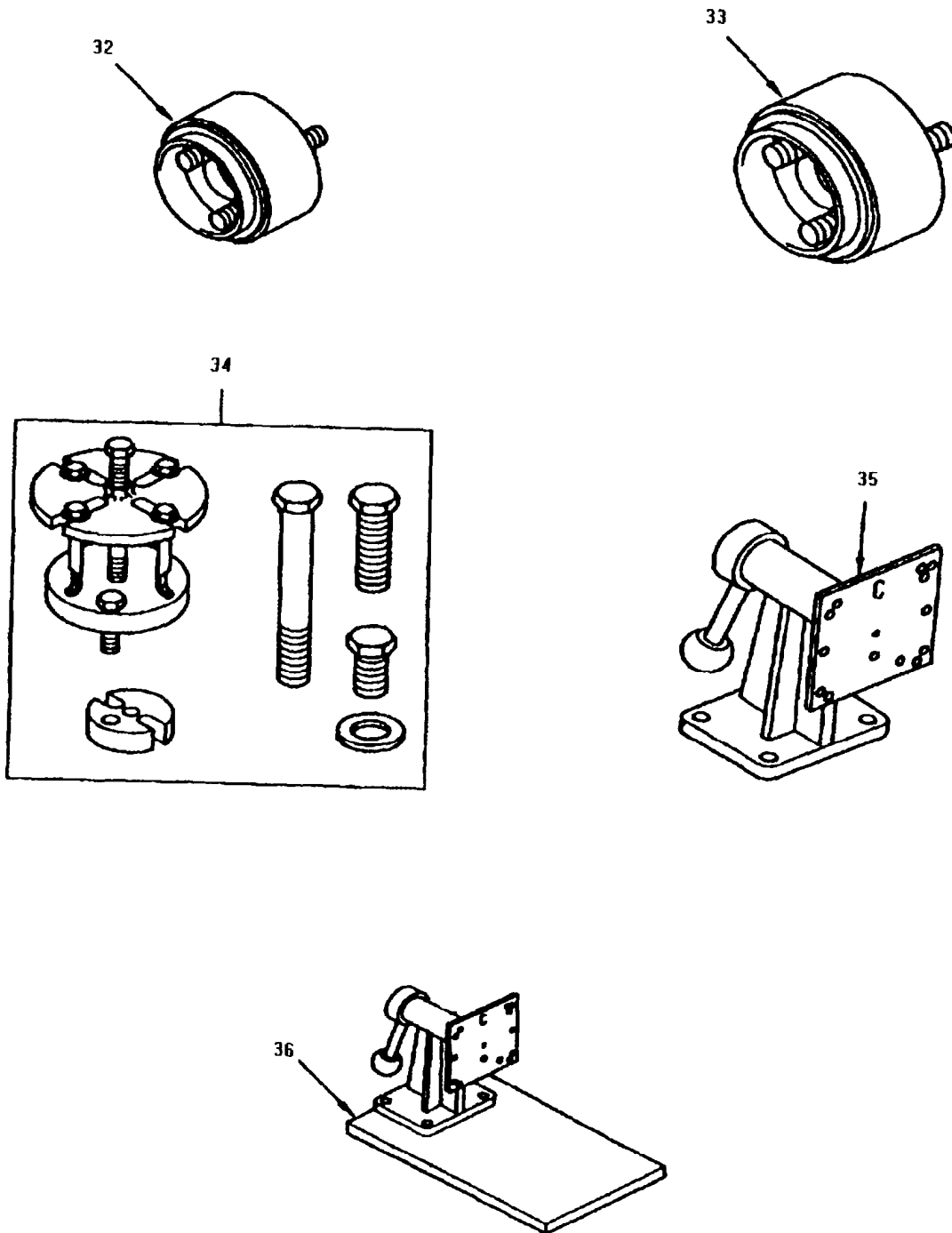
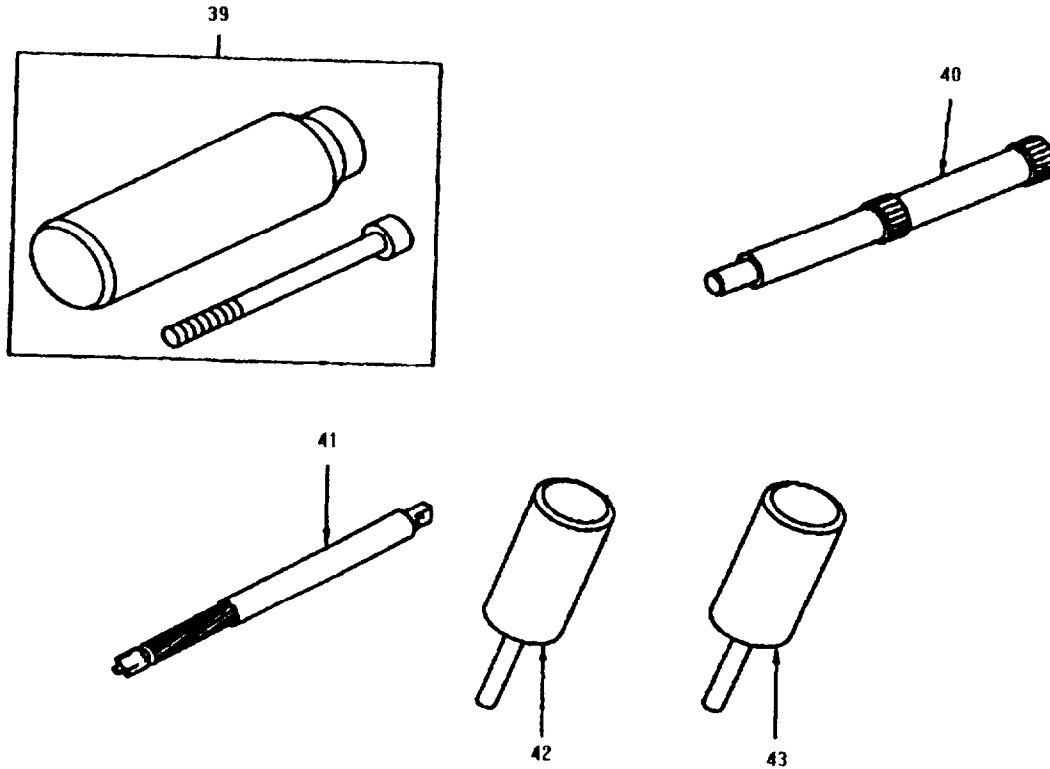


Figure 125. Special Tools and Test Equipment
Sheet 8 of 13

Section III



ITEMS 37 AND 38 ARE NOT ILLUSTRATED

Figure 125. Special Tools and Test Equipment
Sheet 9 of 13

Section III

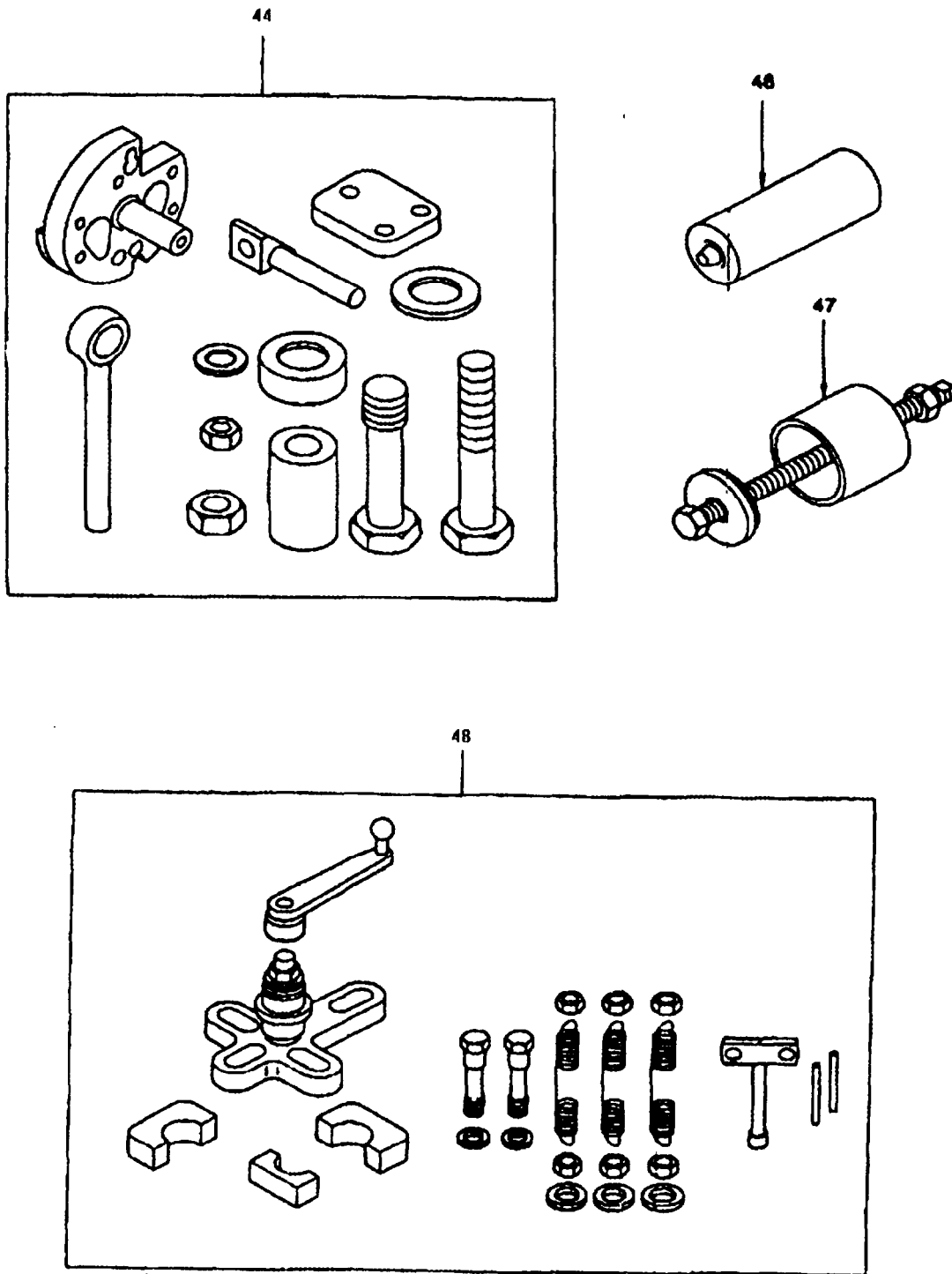
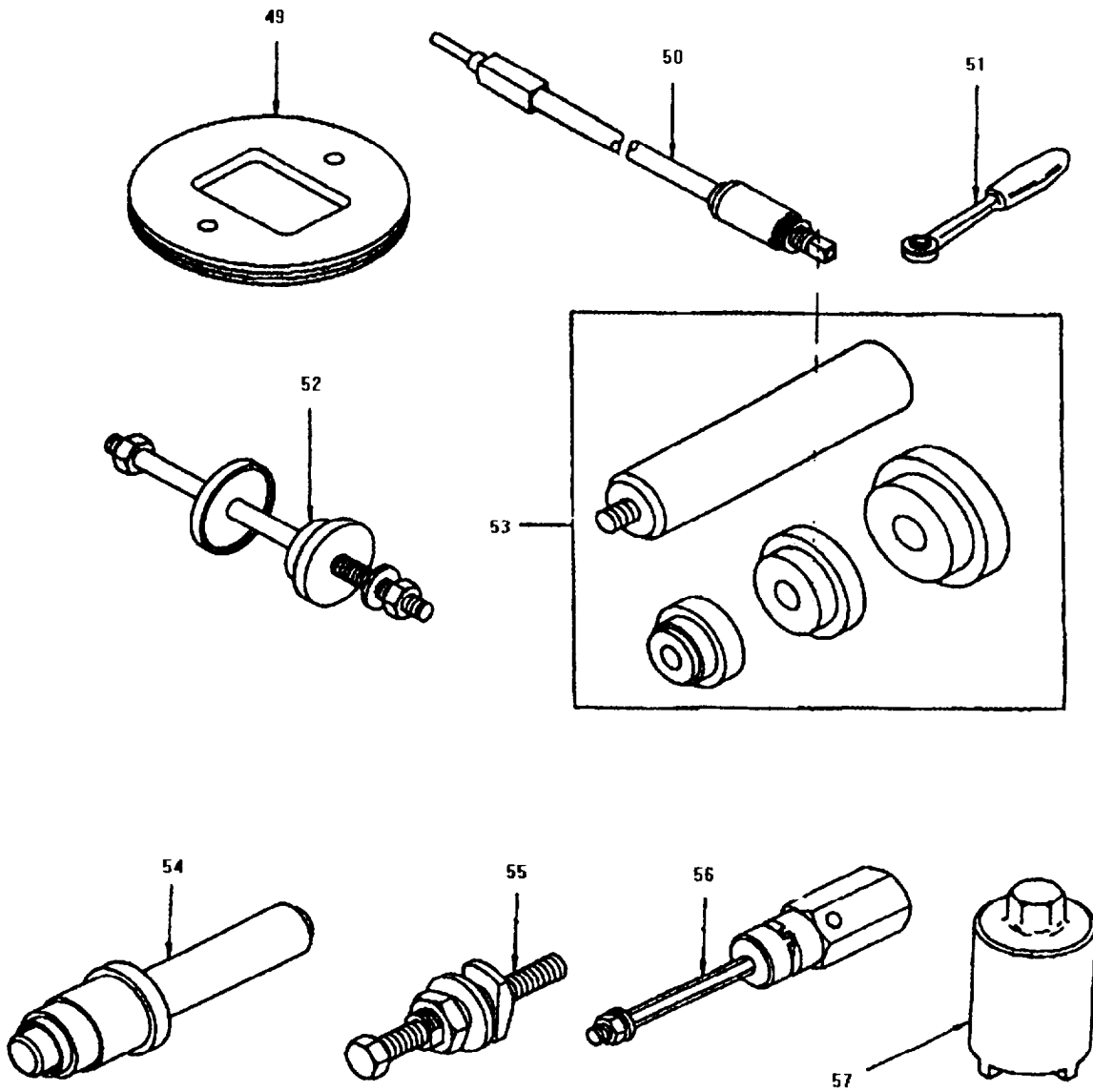


Figure 125. Special Tools and Test Equipment
Sheet 10 of 13



**Figure 125. Special Tools and Test Equipment
Sheet 11 of 13**

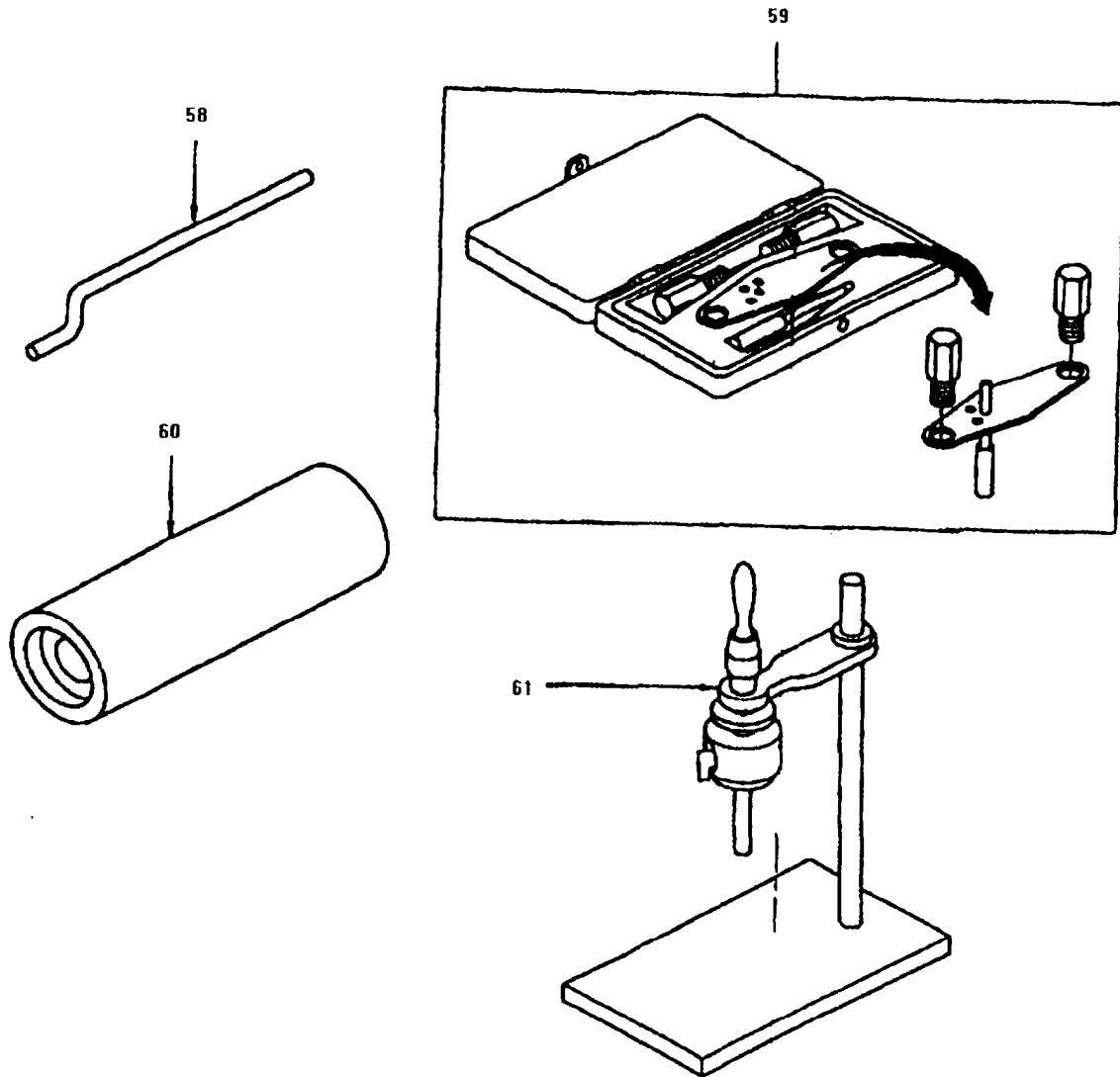
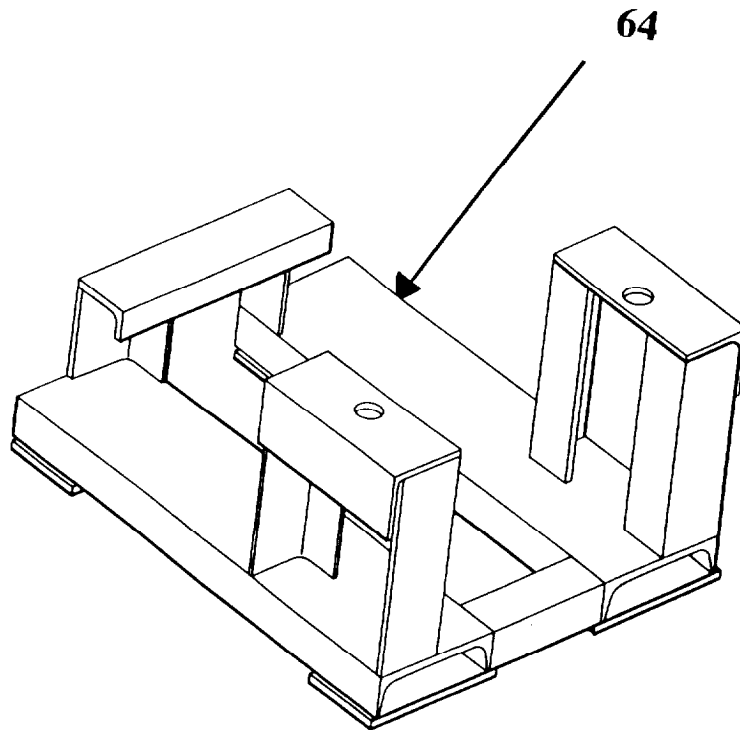


Figure 125. Special Tools and Test Equipment
Sheet 12 of 13

ITEMS 62 AND 63 ARE NOT ILLUSTRATED



**Figure 125. Special Tools and Test Equipment
Sheet 13 of 13**

SECTION II

TM 9-6115-668-23P

(1) ILLUSTRATION		(2)	(3)	(4)	(5)	(6)	(7)
(a) FIG NO.	(b) ITEM NO.	SMR CODE	NATIONAL STOCK NUMBER	CAGEC	PART NUMBER	DESCRIPTION AND USABLE ON CODES (UOC)	QTY IN UNIT
						GROUP 99	
						SPECIAL TOOLS AND TEST EQUIPMENT	
125	1	XCFDD		D0857	TOOLLIST	SPECIAL TOOLS AND TEST EQUIPMENT	1
125	2	PEOOO	5120-12-345-6329	D0857	505.14.0001	EXTRACTOR,LAMP	1
125	3	PEFFF		D0857	525.17.0301	RESISTOR,FIXED	1
125	4	PEFZZ	5120-12-347-8071	D0857	505.09.0063	WRENCH,SHOP MANUFACTURED	1
125	5	PEFFF		D0857	505.38.0011	FORK-HEAD,SCREWDRIVER	1
125	6	PEFZZ	5120-00-177-6966	29247	ATBX2070	REMOVER,ELECTRICAL	1
125	7	PEFZZ	5120-00-177-6967	81349	M81969/8-05	INSERTER,ELECTRICAL	1
125	8	PEFZZ	5120-00-409-5206	81349	M81969/8-08	REMOVER,ELECTRICAL	1
125	9	PEFZZ	5120-00-018-0529	81349	M81969/8-07	INSERTER,ELECTRICAL	1
125	10	PAFFF	5180-12-345-7460	D0857	505.38.0003	CRIMPING OUTFIT,HYDRAULIC,WIRE TERMINAL	1
125	11	PEFFF		D0857	505.38.0010	WRENCH,SOCKET,SHOP MANUFACTURED	1
125	12	PAFFF	6625-01-438-6968	C1389	GOULD RS 3200	X-Y-PRINTER	1
125	13	PAFFF	5306-12-317-7937	D2689	0241 7150	BOLT,EYE	1
125	14	PEFFF	5306-12-346-2178	D2689	0241 7148	BOLT,EYE	1
125	15	PEDDD	4910-12-332-8822	D8400	100300	LATHE FIXTURE ENGIN	1
125	16	PEDDD	4910-12-130-6254	D8153	623-000-1009	TESTER,CYLINDER COMPRESSION	1
125	17	PEDDD	4910-12-180-4498	D8400	100 060	ADAPTER,CYLINDER COMPRESSION TESTOR	1
125	18	PEDDD	4730-12-181-0746	D8400	100 040	ADAPTER	1
125	19	PEDDD	5120-12-180-4062	D8400	120 640	PULLER FIXTURE	1
125	20	PEDDD	4910-12-301-2120	D8400	3250 000	TESTER,INTERNAL COMBUSTION ENGINE	1
125	21	PEDDD	4930-12-312-0196	D8400	101510	CONTAINER LUBRICATI	1
125	22	PEDDD		D2689	3202	TESTER,FUEL INJECTION PUMP	1
125	23	PEDDD		D8400	339 0527	MOUNTING TROLLEY,MOUNTING FEET, LIFTING GEAR	1
125	24	PAOZZ	5120-12-347-5454	D8086	67 600 47 111	FILTER,FLUID	1
125	25	PEDDD	5120-12-186-1926	D8400	143 650	REMOVAL FIXTURE	1
125	26	PEDDD	5120-12-186-1607	D8400	144110	BRACKET,SPECIAL	1
125	27	PEDDD	5120-12-170-4739	D8400	150 800	PULLER FIXTURE	1
125	28	PEDDD	5340-12-186-2343	D8400	150 830	POST,ELECTRICAL-MECHANICAL EQUIPMENT	1
125	29	PEDDD	5120-12-345-8321	D8400	151400	PULLER,MECHANICAL	1
125	30	PEDDD	5120-12-179-9693	D8400	170800	WRENCH,SOCKET	1
125	31	XDDDD	5120-12-163-0535	D8400	190200	MANDREL,SPECIAL	1
125	32	PEDDD	5120-12-312-1524	D8400	142610	INSERTER,BEARING AND BUSHING	1
125	33	PEDDD	5120-12-312-1525	D8400	142 620	INSERTER,BEARING AND BUSHING	1
125	34	PEDDD	5120-12-312-2111	D8400	142750	PULLER,MECHANICAL	1
125	35	PEDDD	4910-12-127-2820	D8400	120900	CLAMPING FIXTURE	1
125	36	PEDDD	5340-12-335-4478	D8400	120910	PLATE,MOUNTING	1
125	37	PADDD	5120-12-163-0527	D8400	121110	COMPRESSOR,VALVE SPRING	1
125	38	PEDDD	5120-12-345-8322	D8400	121400	INSTALLING CASE	1
125	39	PEDDD	3460-12-345-9196	D8400	122440	MANDREL,MACHINE,SOLID	1
125	40	PEDDD	5120-12-181-5109	D8400	123320	MANDREL,SPECIAL	1
125	41	PEDDD	5110-12-190-8625	D8400	123520	REAMER,HAND	1
125	42	PEDDD	5120-12-190-7741	D8400	123870	PUNCH,DRIVE PIN	1
125	43	PEDDD	5120-12-345-9735	D8400	124080	INSTALLING THORN	1
125	44	PEDDD	5120-12-181-5079	D8400	125 500	LATHE FIXTURE	1
125	45	PEDDD	5120-12-181-5080	D8400	130300	EXPANDER,PISTON RING	1
125	46	PEDDD	5220-12-338-3695	D2689	130 380	GAGE,PROFILE	1
125	47	PEDDD	5120-12-186-1924	D2689	131 300	PULLER,MECHANICAL	1
125	48	PEDDD	5110-12-345-8408	D8400	150020	CUTTER,MILLING,SEAL	1
125	49	PEDDD	2815-12-345-8639	D8400	150 021	COVER,CRANK GEHAE	1
125	50	PEDDD	5120-12-345-8409	D8400	150300	INSTALLING TOOL	1
125	51	PEDDD	5120-12-345-8323	D8400	150610	WRENCH,RATCHET	1
125	52	PEDDD	5120-12-186-1925	D2689	143 640	PULLER,MECHANICAL	1
125	53	PEDDD	5120-12-190-7739	D2689	144 500	INSERTER,BEARING AND BUSHING	1
125	54	PEDDD	5120-12-190-8236	D8400	110800	INSERTER,BEARING AND BUSHING	1

SECTION II

TM 9-6115-668-23P

(1) ILLUSTRATION		(2)	(3)	(4)	(5)	(6)	(7)
(a) FIG NO.	(b) ITEM NO.	SMR CODE	NATIONAL STOCK NUMBER	CAGEC	PART NUMBER	DESCRIPTION AND USABLE ON CODES (UOC)	QTY INC IN UNIT
125	55	PEDDD	5120-12-170-4740	D8400	160010	PULLER	1
125	56	PEDDD	5120-12-190-8239	D8400	160240	HAND TOOL,SPECIAL	1
125	57	PEDDD	5120-12-197-4276	D8400	160250	SOCKET,WRENCH,FACE	1
125	58	PEDDD	5120-12-190-7740	D8400	102520	LEVERS	1
125	59	PEDDD	5210-12-312-5873	D8400	102540	GAGE SET,SMALL HOLE	1
125	60	PEDDD	5120-12-345-9736	D8400	110830	INSTALLING THORN	1
125	61	PEDDD	3460-12-313-9759	D2689	122460	FIXTURE,METALWORKING MACHINERY	1
125	62	PEFDD	6150-01-455-4207	6J744	K675AD26421	LOAD BANK,ELECTRICAL	1
125	63	PEFDD	6625-01-465-9236	01014	K514D	TEST BOX 1	1
125	64	XBFFF		97403	13230E6806	ENGINE STAND	1
END OF FIGURE							

CROSS-REFERENCE INDEXES								
NATIONAL STOCK NUMBER INDEX								
STOCK NUMBER	FIG.	ITEM	STOCK NUMBER	FIG.	ITEM	STOCK NUMBER	FIG.	ITEM
5120-00-018-0529	125	9	6145-01-456-0876	6	40	5310-12-124-0889	64	39
5935-00-104-7528	25	2		BULK	84		73	7
5120-00-177-6966	125	6	6145-01-456-0903	6	41		74	12
5120-00-177-6967	125	7		BULK	75		75	8
4730-00-209-1570	2	47	5945-01-456-5450	38	9		78	46
5120-00-409-5206	125	8	6145-01-457-3726	BULK	74	5310-12-124-0890	119	19
5930-00-681-4897	21	2	6145-01-457-3728	BULK	73		1	10
5935-00-716-3297	24	2	6145-01-457-7685	BULK	6		23	29
5975-00-727-5153	50	16	5340-01-458-0970	119	34		2	6
	51	24	6220-01-462-4370	16	2		39	77
5320-00-882-8388	23	38	5340-01-465-7761	2	42		5	13
4730-00-908-6294	56	33	5340-01-465-7765	2	43		64	21
5961-00-929-5014	50	40	5935-01-465-8750	25	3		65	4
5999-01-034-0716	25	4	6625-01-465-9236	125	63		71	3
5935-01-044-8382	121	12	5330-01-465-9273	2	41		72	15
5310-01-149-7787	2	46	4730-01-466-0199	2	44		72	18
5310-01-158-3185	2	18	6240-12-120-7948	41	2		74	4
5961-01-204-6187	27	14	6240-12-120-7952	10	3		78	9
5930-01-231-3365	21	3		11	3	5310-12-124-0892	119	5
5905-01-232-5593	19	3		12	3		1	6
5310-01-238-8275	83	10		15	3		39	29
	83	21		16	3		56	24
5305-01-264-9381	89	6		17	3		56	42
	90	10		18	3		64	11
5306-01-266-7779	102	14		8	3		76	5
	103	13		9	3		77	4
	104	15	3030-12-120-7989	83	25		78	29
	83	15	5940-12-121-0235	62	21	5310-12-124-0893	119	26
	83	36	7690-12-121-3214	62	13		121	4
	90	4		62	6		39	85
5999-01-299-5591	10	5	5935-12-121-7285	23	11		5	25
	13	3	6210-12-121-7333	7	3		62	20
	8	5	2910-12-122-2772	80	7		62	28
2805-01-341-8107	81	4	5330-12-123-0823	83	179		63	4
5305-01-366-6579	2	17	5330-12-123-0828	83	287		64	67
5325-01-385-0063	73	10	2910-12-123-0997	80	8		73	3
	75	4	5340-12-123-1160	83	207		74	16
5306-01-385-6991	119	33	5310-12-123-1211	102	17		75	3
5310-01-407-4764	119	47		103	18		78	14
	23	15		104	12	5310-12-124-0894	119	77
	27	3		112	4		39	23
	35	3		83	82		70	5
	39	15		99	13		78	21
	47	3		99	4		78	31
	54	4	2920-12-123-3199	64	51	5365-12-124-1048	83	208
	5	3	5315-12-124-0025	83	302	4730-12-124-1063	83	238
	64	16	5310-12-124-0565	101	17	5305-12-125-0154	87	2
	73	23		101	4	4730-12-125-0311	73	20
	74	8		104	8		75	18
	78	24		83	57	5325-12-126-3430	76	7
3010-01-418-9961	78	48		83	80	5325-12-126-3432	76	2
2990-01-419-2044	39	47	5310-12-124-0889	119	9	5315-12-126-6729	117	28
6625-01-438-6968	125	12		1	22	5315-12-126-7324	83	320
5945-01-441-5015	39	57		23	20	5310-12-127-1468	106	8
2990-01-453-3798	78	42		27	35	5310-12-127-1469	106	8
4820-01-453-5739	107	9		2	37	5310-12-127-1470	106	8
4820-01-453-5748	107	8		37	4	5310-12-127-1471	106	8
5935-01-453-9659	82	4		38	3	5310-12-127-1472	106	8
5310-01-454-5231	38	8		39	3	5310-12-127-1473	106	8
6110-01-454-8511	39	35		55	6	5310-12-127-1474	106	8
6150-01-455-4207	125	62		56	29	5310-12-127-1475	106	8
6145-01-456-0874	BULK	83		5	36	5310-12-127-1477	106	8

CROSS-REFERENCE INDEXES								
NATIONAL STOCK NUMBER INDEX								
STOCK NUMBER	FIG.	ITEM	STOCK NUMBER	FIG.	ITEM	STOCK NUMBER	FIG.	ITEM
5310-12-127-1478	106	8	5310-12-142-8171	102	16	5910-12-146-6389	54	25
5310-12-127-1479	106	8		103	11	5310-12-146-8313	3	14
5310-12-127-1480	106	8		104	11	5970-12-146-8483	BULK	29
5310-12-127-1481	106	8		112	3	5940-12-146-8497	6	13
5310-12-127-1483	106	8		83	142	2815-12-147-6185	83	239
5310-12-127-1484	106	8		83	186	5310-12-148-6533	56	18
5310-12-127-1485	106	8		83	241		64	42
5310-12-127-1486	106	8		83	51	5310-12-149-4353	107	11
4910-12-127-2820	125	35		83	58		83	163
5365-12-128-8316	117	38		83	81		83	219
5930-12-129-3370	5	30		88	3		83	68
5310-12-130-0559	106	8		89	7	5940-12-149-8634	6	10
5310-12-130-0560	106	8		90	9	2815-12-150-1889	83	213
5310-12-130-0561	106	8		97	22		83	227
4910-12-130-6254	125	16		99	12		83	346
5365-12-131-0786	100	17		99	3	5310-12-150-3611	50	38
2910-12-131-1055	80	1	5310-12-142-8173	102	11	5905-12-150-3696	47	6
3110-12-131-3401	109	9		103	14	5365-12-150-8549	86	2
5365-12-131-3507	83	264		104	16	5310-12-151-2287	23	2
5365-12-131-3637	83	266		112	16		39	7
5310-12-131-4169	119	31		113	3		5	6
	72	22		117	12	5325-12-151-2680	64	31
	78	57		83	16	5330-12-151-4097	56	31
5310-12-131-5576	1	20		83	6	6145-12-151-4341	BULK	80
	23	3		90	3	6145-12-151-4343	BULK	81
	39	8		92	3	5970-12-151-4348	BULK	30
	48	12		99	6	5970-12-151-4455	84	14
	48	8	6680-12-142-9250	56	27	5970-12-151-4503	84	16
	49	8	5330-12-142-9897	71	7	5970-12-151-4504	84	13
	5	7	5365-12-143-3736	83	311	5970-12-151-4505	84	12
5310-12-131-6731	72	4	4730-12-143-3832	117	6	5940-12-151-4520	6	14
5325-12-134-8753	50	57	5340-12-143-4850	83	100	5940-12-151-4522	121	6
	51	41	5340-12-143-4853	83	99	5310-12-151-4627	83	217
5310-12-138-3412	83	27	2920-12-143-5256	5	28	5305-12-151-6658	39	86
5910-12-138-5356	54	24	5310-12-143-6103	50	7	5305-12-151-6660	119	42
4730-12-140-3543	83	109		51	7		63	6
	83	303	5940-12-143-7560	36	9	5310-12-151-6661	119	48
2940-12-141-2604	120	7	5940-12-143-7569	6	16		39	83
5310-12-141-2703	50	37	5940-12-143-7570	118	52		63	3
4730-12-141-2855	83	125		6	11		64	66
5940-12-141-3170	62	22	5331-12-143-8120	83	301		70	19
5360-12-141-7152	120	5	5975-12-143-9072	39	64		78	13
5305-12-141-7154	120	2	5310-12-144-6201	49	7	5310-12-151-6662	119	66
5305-12-141-7158	79	9	5310-12-144-6214	102	13		63	5
	80	10		83	216	5310-12-151-6713	119	76
5310-12-141-8257	83	78		83	87		39	22
5365-12-141-8392	117	3	5940-12-144-9365	121	7		70	4
5305-12-141-9873	112	18	5940-12-144-9366	6	20		78	30
5305-12-142-5547	56	36	5940-12-144-9623	118	45	5305-12-151-7786	23	32
5310-12-142-8161	83	212		49	2		39	14
	83	225		6	12		39	21
	83	230	5940-12-144-9895	64	56		50	46
	83	248	5940-12-145-0065	6	15	5305-12-151-7809	56	17
	83	269	5940-12-145-4265	6	21		64	41
	83	274	5940-12-145-4378	6	18		72	17
	83	40	5310-12-145-5636	64	58	5305-12-151-7814	48	7
	83	47	5310-12-145-9279	50	6	5310-12-151-7821	23	4
	83	72		51	6		39	9
5310-12-142-8162	112	14	5310-12-146-2631	64	54		48	9
	83	351	5310-12-146-2679	78	50		5	8
5310-12-142-8163	83	28		88	8	5305-12-151-7827	1	17
5310-12-142-8171	100	5		89	13		39	10

CROSS-REFERENCE INDEXES								
NATIONAL STOCK NUMBER INDEX								
STOCK NUMBER	FIG.	ITEM	STOCK NUMBER	FIG.	ITEM	STOCK NUMBER	FIG.	ITEM
5305-12-151-7838	50	21	5975-12-154-3980	39	67	5330-12-156-4531	71	13
	51	28	5305-12-154-5885	39	20		83	265
	54	3		50	5	5330-12-156-4597	83	14
5305-12-151-7862	23	18		51	5	5315-12-156-4633	117	27
5310-12-151-7866	23	14		74	9	5365-12-156-4645	111	5
	27	7		78	26	5315-12-156-4671	83	31
	35	2	5310-12-154-6605	56	43	5310-12-156-4699	64	52
	39	17		78	55	5315-12-156-4743	110	14
	47	2	5940-12-154-6859	36	8	5330-12-156-4781	83	12
	50	22		6	9	5330-12-156-4783	56	5
	51	32	5310-12-154-7886	83	23	5330-12-156-4806	120	9
	54	22		97	15		83	209
	5	2	5310-12-155-0596	119	18	5330-12-156-4838	86	3
	64	15		1	9	5305-12-156-4872	83	277
	74	7		23	28	5310-12-156-4899	78	4
	78	23		2	16	5310-12-156-4922	85	4
5305-12-151-7926	74	3		39	76	5310-12-156-4996	105	2
5305-12-151-7959	50	36		64	20		83	165
5305-12-151-8295	1	19		65	10		83	71
	48	11		65	3	5330-12-156-5014	79	5
5305-12-151-8297	64	36		71	2		80	5
	74	13		78	8		83	111
5305-12-151-8301	39	48	9320-12-155-0824	BULK	44		83	304
5305-12-151-8366	119	46	5305-12-156-3727	119	7	5310-12-156-5471	83	161
	27	2		39	31		83	249
	39	42		64	13	5305-12-156-5563	1	5
5310-12-152-2034	83	22	5325-12-156-4463	109	8		56	41
5940-12-152-5352	118	59	5330-12-156-4515	23	12	5120-12-156-9265	40	5
	40	2	5330-12-156-4516	109	17	5305-12-157-1866	119	35
5305-12-153-5302	97	21		79	10	2815-12-157-3565	105	9
5940-12-153-7904	6	17		80	11	5305-12-157-6930	83	171
5310-12-153-8971	64	53	5330-12-156-4517	117	8	5330-12-157-9409	83	169
5310-12-154-1380	119	6		83	328	4730-12-157-9832	66	6
	1	7	5330-12-156-4518	56	3		67	2
	39	30		83	117	5305-12-158-2132	5	26
	3	16		83	190	5310-12-158-2236	23	16
	56	25	5330-12-156-4519	83	244		27	11
	64	12	5330-12-156-4522	112	10		35	4
	78	53		56	10		39	18
5310-12-154-1383	72	23		78	6		47	4
5970-12-154-2201	84	15		79	3		54	5
5940-12-154-2214	6	23		80	3		5	4
5305-12-154-2851	73	2		83	126		64	17
	74	15		83	195		73	24
	75	2		83	259		78	25
5310-12-154-3038	119	4		83	64	5305-12-158-4224	37	3
	1	14		92	15		55	5
	39	28		98	5	5330-12-158-4518	119	3
	3	13	5330-12-156-4523	117	37	4730-12-158-5456	61	4
	56	23		83	183	5305-12-158-6155	119	40
	64	10		83	297		78	56
	71	14		89	3	5305-12-158-8191	50	41
5310-12-154-3112	119	8	5330-12-156-4524	120	3	4730-12-158-8862	83	189
	1	21		56	7	4730-12-158-9626	86	5
	23	19		71	11	5970-12-159-1000	BULK	31
	27	34		83	312	5970-12-159-4430	BULK	26
	2	36	5330-12-156-4526	100	3	5945-12-159-7938	28	2
	37	2	5330-12-156-4527	117	39	2815-12-160-1532	105	6
	38	2	5330-12-156-4529	83	42	5310-12-161-1274	83	11
	39	2	5330-12-156-4531	112	12	5975-12-161-1864	1	16
	5	35		117	4		5	15
	74	11		66	5	5365-12-161-2303	40	4

CROSS-REFERENCE INDEXES								
NATIONAL STOCK NUMBER INDEX								
STOCK NUMBER	FIG.	ITEM	STOCK NUMBER	FIG.	ITEM	STOCK NUMBER	FIG.	ITEM
5935-12-161-4090	56	21	2930-12-165-5366	83	49	5305-12-166-4231	119	11
	64	45	5331-12-165-5784	98	3		1	24
5305-12-161-4339	37	10	4730-12-165-6170	106	2		2	39
5305-12-161-4351	72	14	5310-12-165-6876	117	16	5305-12-166-4232	119	25
4730-12-161-4631	94	2	5365-12-165-6878	102	12	5331-12-166-4502	105	4
4730-12-161-4632	90	6		103	15	5930-12-166-4578	63	13
	93	3		104	17	5305-12-166-4872	119	21
2920-12-161-5546	83	30		83	17		1	12
5310-12-161-5743	101	11		83	7		2	5
4730-12-161-7549	68	2		87	5		39	79
4730-12-161-7556	119	15		89	8	5331-12-166-5568	83	192
5325-12-162-4636	3	20		94	12		83	291
5310-12-162-6128	50	30		97	25	5305-12-166-7145	39	90
	51	19		99	7	5305-12-166-7146	64	29
2815-12-162-7351	105	8	4720-12-165-6885	78	35	5305-12-166-7170	64	38
3110-12-162-7469	100	18	5310-12-165-6886	112	17	5305-12-166-7453	73	6
5905-12-162-7716	5	34	5325-12-165-6893	110	6		75	7
2920-12-162-8099	83	13	5325-12-165-7393	103	8	5305-12-166-7494	50	49
3110-12-162-8418	73	15	2815-12-165-7681	83	152		51	36
	75	12	2930-12-165-7690	100	13	5307-12-166-7871	107	18
5330-12-162-9718	83	300	5365-12-165-7691	100	24	5305-12-166-7917	64	18
5120-12-163-0527	125	37	5340-12-165-7848	83	282		73	22
5120-12-163-0535	125	31	5360-12-165-7851	106	7	2910-12-166-8641	83	167
5331-12-163-1069	90	18	5340-12-165-7852	102	19	5305-12-166-9469	50	56
5330-12-163-1070	90	5		103	12		51	43
5331-12-163-1073	100	23		104	14		54	23
5310-12-163-1376	105	7		83	143	5310-12-167-0699	83	219
5310-12-163-2287	3	4	5340-12-165-7853	102	9	5307-12-167-2371	100	14
5331-12-163-4885	83	168		103	4	5330-12-167-2373	83	202
5330-12-163-4886	100	11		104	7	5310-12-167-3063	64	59
5305-12-163-8078	39	5	5340-12-165-7855	104	3	4730-12-167-5051	92	9
5305-12-163-9981	23	34	4730-12-165-8330	92	12	5310-12-167-7147	83	247
	3	5	5330-12-165-8331	83	294		83	268
5305-12-163-9988	119	44	5315-12-165-8338	110	11		83	39
5305-12-164-0313	2	34	5331-12-166-1887	83	232	5975-12-167-8243	39	93
5305-12-164-4487	50	32	5330-12-166-1888	83	150	5940-12-167-8653	27	28
	51	21		83	290	5315-12-168-1446	5	29
5305-12-164-5783	23	5	5331-12-166-1890	83	45	6150-12-168-9852	BULK	3
	5	9	5331-12-166-1894	117	15	5305-12-169-1296	72	21
5305-12-164-6651	56	26		83	214	5340-12-169-2093	65	11
5940-12-164-6890	50	26	5330-12-166-1896	83	245	5330-12-169-7215	65	13
	51	16	3030-12-166-2453	83	26	5310-12-170-1310	83	283
5310-12-164-8912	5	31	5961-12-166-2899	42	2	5365-12-170-3343	120	8
2815-12-165-1652	117	19	5940-12-166-3233	6	25	5940-12-170-4490	20	6
2815-12-165-1657	110	13	5330-12-166-4117	83	153	5120-12-170-4739	125	27
2990-12-165-1672	83	242	5305-12-166-4207	64	49	5120-12-170-4740	125	55
2815-12-165-1855	83	172		76	4	5305-12-170-5648	83	149
5310-12-165-2024	83	337		78	28	5970-12-171-1918	50	44
5310-12-165-2025	117	32	5305-12-166-4209	64	64	9390-12-171-2769	99	16
3120-12-165-2026	117	34		78	52	5935-12-171-4344	28	3
5330-12-165-2028	117	10	5305-12-166-4210	2	28	5940-12-171-5487	84	5
3120-12-165-2029	117	35		65	6	5305-12-171-6738	23	17
2815-12-165-2170	110	7		65	9		5	5
5325-12-165-2741	3	15	5305-12-166-4213	119	64	5305-12-172-5876	119	30
5340-12-165-2863	117	2		71	5	2940-12-172-8102	63	15
5360-12-165-2866	117	18		78	11	2920-12-173-1012	1	8
5340-12-165-2867	117	22	5305-12-166-4222	119	57	5975-12-173-1193	118	34
5315-12-165-2868	83	329		23	35		36	25
5331-12-165-2870	83	237		56	28		6	35
5340-12-165-2879	83	154		64	37	5975-12-173-1194	118	25
	83	180		78	45		36	16
5365-12-165-2931	86	4	5305-12-166-4228	23	30		6	26

CROSS-REFERENCE INDEXES								
NATIONAL STOCK NUMBER INDEX								
STOCK NUMBER	FIG.	ITEM	STOCK NUMBER	FIG.	ITEM	STOCK NUMBER	FIG.	ITEM
5975-12-173-1195	118	26	5940-12-175-7368	6	22	5120-12-181-5079	125	44
	36	17	2815-12-175-9298	83	173	5120-12-181-5080	125	45
	6	27	5325-12-176-0759	114	3	5120-12-181-5109	125	40
5975-12-173-1196	118	27	4710-12-176-0760	83	155	5305-12-181-8158	83	96
	36	18	4730-12-176-1135	83	128	5305-12-181-8160	83	146
	6	28	5310-12-176-2258	83	308	5305-12-181-8161	83	325
5975-12-173-1197	118	28	5310-12-176-2262	83	275	5305-12-181-8164	101	13
	36	19	5310-12-176-2267	100	6		104	10
	6	29		104	9		83	240
5975-12-173-1198	118	29		83	59		97	14
	36	20		97	4		97	3
	6	30		99	14		99	2
5975-12-173-1199	118	30	5310-12-176-2269	83	219	5305-12-181-8168	102	10
	36	21	4710-12-176-2647	83	112		103	16
	6	31	3110-12-176-2652	111	8		83	5
5975-12-173-1200	118	31	2910-12-176-3673	83	221	5305-12-181-8169	117	7
	36	22	3120-12-176-5876	83	236		83	140
	6	32	5307-12-176-6776	107	17	5305-12-181-8171	112	15
5975-12-173-1201	118	32	5310-12-176-6780	83	218		83	327
	36	23		83	219		97	6
	6	33	5340-12-177-0711	64	61	5305-12-181-8173	83	223
6145-12-173-2964	BULK	70	5340-12-177-0712	64	62	5305-12-181-8175	83	88
6145-12-173-2967	BULK	69	5365-12-177-2210	83	41	5305-12-181-8176	83	324
5310-12-173-3063	27	12	5330-12-177-4583	83	271	5305-12-181-8452	83	315
	39	69	5970-12-177-8940	84	11	5305-12-181-8454	83	199
6145-12-173-3313	BULK	67	5940-12-177-9847	118	41	5305-12-181-8456	79	4
6145-12-173-4812	BULK	68	5310-12-178-2567	83	97		80	4
3020-12-173-5383	83	29	4730-12-178-5761	89	2		97	24
5325-12-174-4659	73	17	5340-12-178-6842	101	7	5305-12-181-8457	83	288
	75	14	4820-12-179-2952	97	16	5305-12-181-8459	112	13
5325-12-174-6905	88	6	5325-12-179-4964	69	7	5305-12-181-8460	97	20
5330-12-174-7775	79	6	5305-12-179-5136	119	72	5305-12-181-8467	100	4
	80	6		64	47		102	15
5310-12-174-8311	119	20	2990-12-179-5317	109	5		103	17
	1	11	5305-12-179-5319	83	313	5305-12-181-8468	83	350
	2	7	5305-12-179-5320	109	12	5310-12-181-8471	100	21
	39	80	5305-12-179-5322	83	210	5305-12-181-9131	109	16
	65	5	5305-12-179-5327	113	2		83	185
	71	4		83	220	5305-12-182-1103	107	10
	78	10		83	89		110	2
5310-12-174-8361	119	78	5305-12-179-6156	83	211	5315-12-182-3845	117	5
	39	24		83	279	5307-12-182-4219	83	251
	70	6	3020-12-179-6710	109	14	5307-12-182-4489	107	15
	78	32	5365-12-179-6891	109	7	5305-12-182-4957	83	273
5310-12-175-0041	119	10	5325-12-179-7021	64	33	5305-12-182-4966	92	6
	1	23	5306-12-179-7298	100	12	5305-12-182-4968	117	11
	23	21	5305-12-179-7416	70	7		83	133
	27	36	5305-12-179-7417	62	27		83	187
	2	38		64	69		90	2
	37	5	5305-12-179-7418	119	49		92	2
	38	4		78	17		99	5
	39	4	5310-12-179-8028	27	33	5305-12-182-4969	94	11
	55	12		39	44	5970-12-182-6865	BULK	27
	56	30	5310-12-179-8706	109	3	4730-12-182-8299	64	8
	5	37	5120-12-179-9693	125	30	5310-12-183-0414	63	16
	64	40	5315-12-180-2026	115	6	5310-12-183-1430	106	8
	78	47	5305-12-180-3098	78	20	5310-12-183-1431	106	8
5935-12-175-1468	50	48	5120-12-180-4062	125	19	5310-12-183-1432	106	8
	51	35	3120-12-180-4290	109	11	5310-12-183-1433	106	8
5935-12-175-3242	84	3	4910-12-180-4498	125	17	5905-12-183-3398	23	6
5305-12-175-5151	77	3	4730-12-181-0746	125	18		39	46
5940-12-175-7347	36	13	6140-12-181-1200	62	26	5940-12-183-3937	118	40

CROSS-REFERENCE INDEXES
NATIONAL STOCK NUMBER INDEX

STOCK NUMBER	FIG.	ITEM	STOCK NUMBER	FIG.	ITEM	STOCK NUMBER	FIG.	ITEM
5940-12-183-3939	118	60	5120-12-190-7739	125	53	5330-12-304-1480	100	8
	36	10	5120-12-190-7740	125	58	5945-12-304-1535	27	8
5940-12-183-3940	118	36	5120-12-190-7741	125	42	5330-12-304-5055	95	7
5305-12-183-9123	83	289	5120-12-190-8236	125	54		96	7
5365-12-183-9809	83	84	5120-12-190-8239	125	56	5325-12-304-5674	112	21
5310-12-183-9810	117	30	5110-12-190-8625	125	41	5340-12-304-5934	107	3
3120-12-183-9814	109	4	6140-12-190-9027	62	25	5325-12-304-6178	97	10
4730-12-184-2516	70	17	5940-12-192-2779	6	24	5330-12-304-6449	92	18
5305-12-184-4297	72	3	3120-12-192-7282	117	23	5360-12-304-6871	97	11
5305-12-185-4652	119	51	3120-12-192-7283	117	23	5340-12-304-7507	102	4
2540-12-185-4849	64	63	3120-12-192-7284	117	23		103	2
5305-12-185-5002	73	13	3120-12-192-7285	117	23		104	6
	75	10	3120-12-192-7286	117	23	5330-12-304-7689	83	151
5305-12-185-5009	69	3	3120-12-192-7287	117	23	5340-12-304-8251	103	5
	73	9	3120-12-192-7288	117	23		104	5
5360-12-186-0899	83	55	9905-12-193-4209	39	100		99	8
6685-12-186-1578	83	54	6145-12-195-0932	BULK	72	5325-12-304-8669	83	122
5120-12-186-1607	125	26	5930-12-195-4529	11	5	5325-12-304-8670	83	114
5120-12-186-1924	125	47		12	5	5325-12-304-8671	83	124
5120-12-186-1925	125	52		14	3	5340-12-304-8766	117	14
5120-12-186-1926	125	25		9	5	5340-12-304-8769	97	13
5340-12-186-2343	125	28	5305-12-195-6413	70	15	4820-12-304-9476	97	18
5975-12-186-2519	118	33	5315-12-196-0579	83	75	5315-12-304-9810	116	5
	36	24	5975-12-196-0743	119	45	3120-12-304-9811	115	4
	6	34		37	6	3120-12-304-9812	115	2
5330-12-186-3391	109	6	5975-12-196-2228	39	65	3120-12-304-9813	115	2
5310-12-186-3430	83	276	5355-12-196-2809	22	4	3120-12-304-9814	115	2
5305-12-186-4180	64	27	5975-12-196-6091	50	19	3120-12-304-9815	115	2
6160-12-186-4606	62	24		51	27	3120-12-304-9816	115	2
5305-12-186-5383	50	23	5120-12-197-4276	125	57	3120-12-304-9817	115	2
	51	33	5305-12-197-8223	119	50	3120-12-304-9818	115	2
2940-12-186-7181	83	252	5930-12-198-2562	10	6	5360-12-304-9828	110	9
5365-12-188-5166	112	9		11	6	5305-12-305-0208	116	4
	117	36		12	6	5340-12-305-0210	105	5
	83	296		13	4	5340-12-305-0217	110	8
5305-12-188-6120	88	7		14	4	5310-12-305-0218	110	3
	89	12		15	6	2930-12-305-0422	83	48
5940-12-188-7288	118	53		16	5	4710-12-305-0646	117	33
	62	12		17	5	5305-12-305-0647	83	285
	62	5		18	5	5365-12-305-0656	111	7
5310-12-188-7408	27	4		8	6	5340-12-305-1299	64	9
	39	43		9	6	5970-12-305-2562	39	104
	54	15	8030-12-198-2855	71	9		50	27
5305-12-188-8550	119	38	5305-12-199-0953	55	4		54	18
	64	70	6145-12-199-2557	BULK	71	5940-12-305-3106	39	103
	78	16	5315-12-199-2968	119	81		54	19
5365-12-189-2705	112	11	5315-12-199-3354	106	6	5940-12-305-4189	39	99
4730-12-189-4090	83	127	5970-12-199-3660	50	43	5940-12-305-4190	39	95
	83	63	4710-12-199-9368	105	11	5940-12-305-4191	39	96
5310-12-189-6422	39	78	5940-12-300-1350	23	10	5940-12-305-4200	39	94
6140-12-189-6691	62	23		6	3	2540-12-305-8258	64	65
5305-12-189-6855	73	4		81	6	5310-12-305-9384	106	8
5310-12-189-7275	119	27	5340-12-300-3541	27	26	5975-12-306-5074	BULK	11
	121	5		39	102	5975-12-306-5075	BULK	12
	39	84		54	6	5940-12-307-2513	50	15
	62	19	5340-12-300-4963	39	49		51	22
	62	29	5910-12-300-8511	5	21	5340-12-307-4232	50	39
	64	68	4910-12-301-2120	125	20	6145-12-307-4348	BULK	82
	70	20	2940-12-301-5752	63	2	6210-12-307-8053	10	2
	78	15	6210-12-301-6455	13	2		8	2
5340-12-190-2151	27	9	5999-12-301-8979	42	3		9	2
	39	51	5340-12-302-9654	99	15	6210-12-307-8055	12	2

CROSS-REFERENCE INDEXES
NATIONAL STOCK NUMBER INDEX

STOCK NUMBER	FIG.	ITEM	STOCK NUMBER	FIG.	ITEM	STOCK NUMBER	FIG.	ITEM
5305-12-308-0297	69	5	2920-12-314-0812	83	34	5930-12-321-4830	5	24
5365-12-308-3094	79	2	5340-12-314-1662	90	11	5905-12-321-4870	23	13
	80	2		94	5	5340-12-321-5035	39	16
5935-12-308-9107	118	38	5331-12-314-3849	105	12	5310-12-321-5036	2	3
5330-12-309-1563	113	5	5330-12-314-3850	83	157	5975-12-321-5158	118	3
5940-12-309-2829	48	10	5305-12-314-4865	117	29	5975-12-321-5159	39	63
5305-12-309-7497	109	2	4320-12-314-5642	78	7	5945-12-321-5419	39	34
5305-12-309-7498	83	46	5340-12-314-8017	104	4	4820-12-321-5422	71	8
5305-12-309-7506	101	2	9390-12-315-0370	101	23	5340-12-321-5423	3	3
	102	18		102	5	6220-12-321-5686	41	1
	103	9	2815-12-315-0373	83	348		41	3
	104	13	2815-12-315-0374	105	10	6150-12-321-5687	2	33
	83	132	5340-12-315-0665	83	131	6150-12-321-5688	2	35
	83	141		88	4	4730-12-321-5959	56	9
	83	60	5340-12-315-0669	83	166		78	5
	88	2	4730-12-315-0806	83	182	4730-12-321-5960	71	6
	89	10	4730-12-315-0818	83	137	5999-12-321-5963	39	6
	99	11	4730-12-315-0821	83	65	5930-12-321-6621	14	2
5315-12-310-0417	106	4	5330-12-315-0949	83	156	5355-12-321-6622	22	3
5315-12-310-0418	106	5	5340-12-315-1442	83	323	4320-12-321-6624	71	15
6145-12-310-4652	6	47	5310-12-315-1738	83	261	5961-12-321-7218	39	32
	BULK	9	5365-12-315-1743	83	310	5940-12-321-7360	27	20
5340-12-310-4702	83	79	5365-12-315-1744	107	7		54	9
9390-12-310-4842	104	2	5365-12-315-2033	83	130	5940-12-321-7361	27	21
5330-12-310-5004	83	295	4710-12-315-2034	83	69		54	10
5330-12-310-5005	83	330	6685-12-315-5439	83	349	5315-12-322-1270	72	8
5331-12-310-5007	83	263	5930-12-316-5562	23	31	5940-12-322-2830	62	2
5331-12-310-5011	97	2		39	13	6680-12-322-2918	5	14
5330-12-310-5693	70	23	5340-12-316-5925	101	3	5305-12-322-3196	5	27
6685-12-310-6188	5	11	5340-12-316-5926	83	32	5365-12-322-3204	50	47
5365-12-310-6546	83	174	5365-12-316-7044	83	74	5340-12-322-4544	27	5
5365-12-310-6547	83	174	4720-12-316-8428	93	6		35	8
5365-12-310-6548	83	174	5330-12-316-8804	120	6		39	107
5365-12-310-6549	83	174	3120-12-317-4163	117	24		47	8
5365-12-310-6550	83	174	3120-12-317-4164	117	24	5940-12-322-4545	27	30
5365-12-310-6551	83	174	3120-12-317-4165	117	24		50	28
5306-12-311-1592	BULK	41	3120-12-317-4166	117	24		54	17
5306-12-311-1593	BULK	40	3120-12-317-4167	117	24	5305-12-322-5133	117	17
5306-12-311-1595	BULK	42	3120-12-317-4168	117	24	5950-12-322-5745	45	3
6685-12-311-1772	1	13	5331-12-317-4381	83	215	6625-12-322-6844	5	17
5315-12-311-6063	55	11	5365-12-317-4939	83	284	9520-12-322-7018	BULK	54
5940-12-311-6597	50	42	4720-12-317-7014	94	3	6150-12-322-9895	BULK	2
5940-12-311-8233	1	18	5306-12-317-7937	125	13	5305-12-323-0061	108	7
5340-12-311-8522	92	8		83	2	5945-12-323-1118	30	2
5940-12-311-9254	51	18	5306-12-317-7938	115	5		31	2
4930-12-312-0196	125	21	4710-12-318-5514	83	115		32	2
5120-12-312-1524	125	32	4710-12-318-5752	83	113		43	2
5120-12-312-1525	125	33	2915-12-319-0560	83	170		44	2
2910-12-312-1559	83	201	5320-12-319-2749	2	22	5940-12-323-1428	39	98
5120-12-312-2111	125	34	5930-12-319-5199	78	44	5940-12-323-1429	39	97
5940-12-312-3069	27	27		83	159	5905-12-323-3057	20	4
5306-12-312-4534	2	2	5320-12-319-7472	2	11	5905-12-323-3058	20	2
5331-12-312-5446	83	70		49	5	4730-12-323-7303	60	4
5210-12-312-5873	125	59		56	39	6645-12-323-8129	5	12
5975-12-313-1043	39	19	6685-12-319-7692	5	10	5360-12-323-8759	55	13
	5	39	5355-12-320-1709	22	2	4720-12-323-8760	57	1
5940-12-313-4940	39	105	5999-12-320-3561	50	51	4720-12-323-8761	58	1
	54	20		51	37	4720-12-323-8762	59	1
5940-12-313-4953	6	53	4730-12-320-5137	100	2	4820-12-323-8764	56	13
	82	7	2815-12-320-5795	92	21	6140-12-323-8767	62	16
3460-12-313-9759	125	61	5305-12-320-9197	95	2	6140-12-323-8843	62	3
5330-12-314-0454	100	20		96	2	6140-12-323-8844	62	10

CROSS-REFERENCE INDEXES								
NATIONAL STOCK NUMBER INDEX								
STOCK NUMBER	FIG.	ITEM	STOCK NUMBER	FIG.	ITEM	STOCK NUMBER	FIG.	ITEM
5340-12-323-9405	73	5	5330-12-325-7477	112	6	5330-12-332-3850	100	25
	75	6	2990-12-325-7482	83	18	5306-12-332-4107	83	317
5365-12-323-9407	73	14	5940-12-325-7716	84	10	4910-12-332-8822	125	15
5940-12-323-9408	74	6	5331-12-325-7905	83	335	5325-12-332-8912	69	6
2990-12-323-9409	70	11	4730-12-325-8797	83	267	4730-12-333-3215	92	14
5365-12-323-9410	63	7	4730-12-325-8798	98	4	5340-12-333-4544	116	6
5340-12-323-9412	23	26	4820-12-325-9239	97	17	5930-12-333-6051	11	2
5340-12-323-9413	23	27	5935-12-326-0057	26	3	5315-12-333-7755	83	243
5340-12-323-9416	55	3	5925-12-326-1276	34	3	5365-12-333-9567	108	4
5340-12-323-9418	55	7	4730-12-326-1386	113	4	5975-12-334-1325	83	93
5340-12-323-9419	55	8	5340-12-326-1390	92	5	5330-12-334-2340	107	6
5340-12-323-9420	55	9	5330-12-326-1596	56	20	2815-12-334-2822	107	20
4730-12-323-9421	71	12		64	44	2815-12-334-2823	114	5
5950-12-323-9610	53	4	5342-12-326-4083	92	7	2815-12-334-2914	107	21
6625-12-323-9779	78	22	5340-12-326-4400	94	10	2815-12-334-2915	107	22
6150-12-323-9968	1	4	4710-12-326-6086	83	105	5365-12-334-3675	83	334
5340-12-323-9970	70	10	4710-12-326-6087	83	107	5360-12-334-5852	107	5
6150-12-323-9971	39	27	4710-12-326-6088	83	108	5325-12-334-7481	51	30
6150-12-324-0182	81	1	4710-12-326-6089	83	101	5945-12-334-8298	39	33
6150-12-324-0183	82	1	4710-12-326-6090	83	102	6210-12-334-8769	11	4
4710-12-324-0184	70	2	4710-12-326-6091	83	103		12	4
6150-12-324-0187	39	26	4710-12-326-6092	83	104		16	4
4710-12-324-0188	56	4	4730-12-326-6102	83	110		17	4
4710-12-324-0189	56	8	4710-12-327-0756	83	106		18	4
4730-12-324-0510	70	8	2910-12-327-7227	79	7		8	4
6145-12-324-1302	6	46	5905-12-327-8615	54	12		9	4
		BULK	2815-12-328-2188	107	19	5940-12-334-9384	50	20
5961-12-324-1594	39	38	8030-12-328-2434	BULK	48		51	23
5961-12-324-1595	39	81	6240-12-328-2563	7	2	5340-12-335-4478	125	36
5325-12-324-2416	121	8	5330-12-328-3056	112	8	5940-12-335-8520	118	21
5945-12-324-3723	39	36	5330-12-328-3135	107	13		36	2
5945-12-324-3724	39	39	6685-12-328-3357	83	158		6	4
5305-12-324-4063	1	15	6685-12-328-3358	83	258		81	7
5340-12-324-4154	55	14	4710-12-329-0213	83	181	5340-12-336-9889	102	8
5340-12-324-4156	3	7	5330-12-329-0789	88	10		103	6
5340-12-324-4157	3	10		89	15	5340-12-336-9890	102	7
5340-12-324-4158	3	11	5330-12-329-0790	91	5		103	7
6625-12-324-4292	5	19	5330-12-329-0791	112	7	5340-12-336-9891	102	6
6625-12-324-4293	5	20	9905-12-329-2697	50	24		103	3
5970-12-324-4294	39	87		51	31	5940-12-337-7544	118	23
5315-12-324-4295	3	6	5307-12-329-2984	91	6		36	4
5330-12-324-4702	70	16	5365-12-330-3976	83	334		6	6
5950-12-324-4805	39	91	5365-12-330-3977	83	334	6115-12-337-8494	1	1
5950-12-324-4806	39	92	5365-12-330-3978	83	334	5925-12-337-9706	27	19
5975-12-324-4930	39	66	5310-12-330-5182	83	19		33	3
5310-12-324-5340	55	18		95	3		39	59
4720-12-324-6042	63	8		96	3	5940-12-338-1094	5	22
6210-12-324-6129	17	2	5320-12-330-6099	3	23		6	2
6210-12-324-6218	15	2	5330-12-330-7069	83	332	5220-12-338-3695	125	46
	18	2	5315-12-331-3953	3	17	5945-12-338-7533	27	16
4730-12-324-6719	63	9	5975-12-331-6101	36	27	5940-12-338-8596	118	22
5640-12-325-0264	BULK	25	5935-12-331-8958	50	50		36	3
5365-12-325-0273	54	13		51	34		48	2
5340-12-325-1206	83	95	4720-12-331-9062	90	7		6	5
5340-12-325-3601	5	38		93	4		82	6
5340-12-325-3651	89	9	5940-12-331-9162	118	24	5330-12-339-2461	83	293
6130-12-325-3682	29	2		36	5	5330-12-339-2689	83	233
5305-12-325-3810	70	9		6	7	3120-12-339-3101	83	234
5945-12-325-3835	30	3	5305-12-332-3308	27	37	5905-12-340-0961	49	4
2815-12-325-4687	95	5		39	45	2815-12-340-6725	107	2
	96	5		3	8	5360-12-340-9362	107	4
5999-12-325-6238	85	9	5330-12-332-3679	83	53	6115-12-341-6789	72	1

CROSS-REFERENCE INDEXES
NATIONAL STOCK NUMBER INDEX

STOCK NUMBER	FIG.	ITEM	STOCK NUMBER	FIG.	ITEM	STOCK NUMBER	FIG.	ITEM
6115-12-341-6790	72	1	6105-12-345-6330	76	3	5110-12-345-8408	125	48
2815-12-341-6896	78	1	6110-12-345-6331	50	1	5120-12-345-8409	125	50
2910-12-341-9566	106	1	5999-12-345-6407	25	5	4710-12-345-8499	83	118
5310-12-342-0007	72	2	2815-12-345-6490	117	25	4710-12-345-8500	83	121
3010-12-342-0693	72	5	5330-12-345-6679	83	92	4710-12-345-8501	83	123
5945-12-342-1709	39	40	2950-12-345-6732	91	7	4710-12-345-8502	83	136
6110-12-342-1710	39	60	2950-12-345-6733	91	8	4710-12-345-8503	83	138
5940-12-342-2026	45	4	5975-12-345-6734	BULK	36	4710-12-345-8504	83	191
	46	4	5975-12-345-6735	BULK	37	4710-12-345-8505	83	193
5940-12-342-2027	45	2	4730-12-345-6753	78	38	4710-12-345-8508	83	116
	46	2	6680-12-345-7278	83	178	4730-12-345-8509	83	119
4820-12-342-6851	97	9	2910-12-345-7448	56	40	4710-12-345-8510	83	129
5930-12-342-9374	27	15	2990-12-345-7449	65	1	4730-12-345-8511	83	194
9320-12-343-5411	BULK	45	2990-12-345-7450	65	2	4720-12-345-8512	83	343
9390-12-343-5412	BULK	33	2990-12-345-7451	70	13	4710-12-345-8513	88	5
5315-12-343-7129	110	15	2990-12-345-7452	70	14	4710-12-345-8514	89	4
2920-12-344-0101	83	246	6150-12-345-7453	84	17	4730-12-345-8515	89	5
5935-12-344-5570			6150-12-345-7454	84	18	4710-12-345-8516	89	11
4730-12-345-0578	64	5	6150-12-345-7455	84	19	4720-12-345-8517	92	10
5315-12-345-2274	116	2	6150-12-345-7456	84	20	4720-12-345-8518	92	13
5315-12-345-2283	110	18	6150-12-345-7457	84	22	4710-12-345-8519	94	15
9390-12-345-3759	BULK	34	6150-12-345-7458	84	23	5330-12-345-8520	111	4
5365-12-345-3760	3	19	6150-12-345-7459	84	21	4710-12-345-8521	113	6
5310-12-345-4102	35	5	5180-12-345-7460	125	10	4710-12-345-8522	113	7
	47	5	5305-12-345-7556	83	229	5365-12-345-8523	117	20
5940-12-345-4374	50	29	5945-12-345-7584	39	37	6145-12-345-8545	BULK	78
5310-12-345-4548	23	25	4720-12-345-7661	60	1	5961-12-345-8553	15	5
5940-12-345-4667	23	9	4720-12-345-7662	61	1	2940-12-345-8634	63	1
	6	19	4710-12-345-7664	63	10	2815-12-345-8639	125	49
5310-12-345-4820	75	11	4710-12-345-7665	63	11	5940-12-345-8640	84	8
5970-12-345-4885	27	29	4710-12-345-7666	64	2	5315-12-345-8668	83	339
5305-12-345-4886	39	88	4720-12-345-7667	66	1	5315-12-345-8669	116	3
5340-12-345-5051	37	11	4720-12-345-7668	67	1	5940-12-345-8730	36	31
5970-12-345-5135	39	52	4720-12-345-7669	68	1	5325-12-345-8859	83	33
	BULK	32	4720-12-345-7673	6	38	5325-12-345-8860	102	2
5970-12-345-5136	39	54		BULK	56		99	9
5975-12-345-5137	6	52	4720-12-345-7674	BULK	57	5325-12-345-8861	102	3
5342-12-345-5138	3	12	4720-12-345-7675	BULK	58	5961-12-345-9049	42	1
5975-12-345-5139	36	26	4720-12-345-7676	BULK	59	5999-12-345-9050	53	2
4720-12-345-5327	BULK	17	4720-12-345-7677	BULK	60	5365-12-345-9112	64	32
4720-12-345-5328	BULK	18	4730-12-345-7825	56	11	5365-12-345-9113	72	16
2920-12-345-5330	72	20	4730-12-345-7826	67	3	5310-12-345-9114	75	17
2910-12-345-5331	56	12	4730-12-345-7827	68	3	5310-12-345-9116	119	32
5365-12-345-5376	69	4	6115-12-345-7828	72	19	5945-12-345-9128	43	1
9905-12-345-5487	2	10	6115-12-345-8099	77	2	5945-12-345-9129	44	1
9905-12-345-5488	2	12	5310-12-345-8133	119	41	5945-12-345-9131	29	1
9905-12-345-5489	2	15	5305-12-345-8257	72	6	5945-12-345-9132	32	1
9905-12-345-5490	2	21	5305-12-345-8258	78	3	5945-12-345-9133	30	1
9905-12-345-5491	2	23	5305-12-345-8259	119	79	5945-12-345-9134	31	1
9905-12-345-5492	2	24		78	33	3460-12-345-9196	125	39
9905-12-345-5493	2	25	5325-12-345-8260	119	37	5325-12-345-9209	50	33
9905-12-345-5539	56	38	5306-12-345-8261	119	83	5325-12-345-9210	50	34
4730-12-345-5830	56	19	5945-12-345-8269	29	3	5325-12-345-9211	51	29
	64	43	5945-12-345-8270	31	3	5940-12-345-9212	36	7
5340-12-345-5833	119	65	5945-12-345-8271	43	3	5340-12-345-9213	64	48
5905-12-345-5879	49	6	5120-12-345-8321	125	29	5340-12-345-9214	64	14
4720-12-345-6077	BULK	24	5120-12-345-8322	125	38		73	21
5970-12-345-6186	2	32	5120-12-345-8323	125	51	5340-12-345-9215	74	10
5940-12-345-6187	36	6	5945-12-345-8355	32	3	5340-12-345-9216	78	19
	6	8	5945-12-345-8356	44	3	5340-12-345-9217	78	27
5365-12-345-6328	97	19	2950-12-345-8406	86	6	5330-12-345-9218	119	63
5120-12-345-6329	125	2	2990-12-345-8407	101	16	3040-12-345-9318	64	19

CROSS-REFERENCE INDEXES
NATIONAL STOCK NUMBER INDEX

STOCK NUMBER	FIG.	ITEM	STOCK NUMBER	FIG.	ITEM	STOCK NUMBER	FIG.	ITEM
3040-12-345-9319	101	8	5340-12-345-9990	66	7	9390-12-346-1091	BULK	35
4730-12-345-9341	56	15	5315-12-346-0101	64	30	4810-12-346-1190	83	184
6150-12-345-9342	64	55	2815-12-346-0134	65	12	2910-12-346-1210	108	6
6115-12-345-9344	74	14	2910-12-346-0135	78	12	2910-12-346-1211	108	8
3110-12-345-9345	73	11	5340-12-346-0138	64	24	4710-12-346-1269	83	341
	75	5	5340-12-346-0139	70	3	2910-12-346-1273	83	196
4020-12-345-9346	BULK	13	5340-12-346-0140	70	12	4730-12-346-1420	78	37
5905-12-345-9375	49	1	5340-12-346-0141	83	66	5340-12-346-1469	101	5
5905-12-345-9376	35	6	2815-12-346-0145	107	1	5340-12-346-1470	101	22
5905-12-345-9377	48	1	5340-12-346-0161	64	3	5340-12-346-1471	117	21
3040-12-345-9462	101	9	5340-12-346-0162	64	25	5999-12-346-1472	BULK	50
3040-12-345-9463	101	12	5340-12-346-0163	69	2	5340-12-346-1542	101	20
5360-12-345-9514	64	22	5340-12-346-0164	78	18	5340-12-346-1641	85	10
5330-12-345-9515	65	7	5340-12-346-0165	78	51	5950-12-346-1730	51	12
4730-12-345-9583	57	2	5340-12-346-0166	78	54	5305-12-346-1744	83	260
4730-12-345-9584	57	3	5340-12-346-0167	83	93A	5950-12-346-1808	50	11
4730-12-345-9585	57	4		85	2	5305-12-346-1924	85	3
	60	3	5310-12-346-0168	87	4	5305-12-346-1925	85	7
4730-12-345-9586	58	2	5310-12-346-0169	101	19	2930-12-346-1967	64	50
	59	2	5315-12-346-0226	83	206	2910-12-346-1987	106	3
	61	2	5935-12-346-0240	85	8	5305-12-346-2051	83	91
4730-12-345-9587	58	3	6210-12-346-0430	39	106	5305-12-346-2052	83	160
	61	3	6115-12-346-0593	78	43	5305-12-346-2053	83	224
4730-12-345-9588	58	4	2910-12-346-0676	79	1	5305-12-346-2054	83	255
	59	4	6115-12-346-0677	77	5	5305-12-346-2055	111	2
4730-12-345-9589	59	3	5365-12-346-0686	94	8		83	336
4730-12-345-9590	60	2	5310-12-346-0687	101	15	5305-12-346-2056	83	344
4730-12-345-9598	119	2	5310-12-346-0688	108	5	5305-12-346-2057	108	2
	56	2	5315-12-346-0689	110	12	5305-12-346-2058	112	2
4730-12-345-9599	56	6	4710-12-346-0814	83	67	5305-12-346-2059	117	31
	71	10	5325-12-346-0916	83	98	5306-12-346-2176	64	60
4720-12-345-9637	BULK	19	5365-12-346-0917	83	280	5305-12-346-2177	78	49
4720-12-345-9638	BULK	20	3120-12-346-0918	83	342	5306-12-346-2178	125	14
4720-12-345-9639	BULK	21	3120-12-346-0919	108	3		83	3
4720-12-345-9640	BULK	22	3120-12-346-0920	110	10	5305-12-346-2179	83	50
4720-12-345-9641	BULK	23	3110-12-346-0921	111	6	5305-12-346-2180	83	83
5998-12-345-9642	50	12	3120-12-346-0922	117	23	5305-12-346-2181	83	162
5998-12-345-9643	50	13	3120-12-346-0923	117	23	5305-12-346-2182	83	197
5998-12-345-9644	50	45	3120-12-346-0924	117	23	5305-12-346-2183	83	198
5998-12-345-9645	51	11	3120-12-346-0925	117	23	5307-12-346-2184	83	272
5998-12-345-9646	51	13	3120-12-346-0926	117	24	5305-12-346-2185	83	298
5998-12-345-9647	51	14	2815-12-346-0966	83	86	5305-12-346-2186	83	307
5998-12-345-9648	50	14	2815-12-346-0967	83	292	5305-12-346-2187	87	3
5315-12-345-9682	119	82	2815-12-346-0968	96	4	5306-12-346-2188	91	2
9515-12-345-9683	BULK	49	2815-12-346-0969	107	21	5307-12-346-2189	101	6
2930-12-345-9734	76	6	2815-12-346-0970	107	21	5306-12-346-2190	101	10
5120-12-345-9735	125	43	2815-12-346-0971	107	22	3040-12-346-2191	101	14
5120-12-345-9736	125	60	2815-12-346-0972	107	22	5307-12-346-2192	101	18
5340-12-345-9765	50	8	2910-12-346-0973	108	9	5306-12-346-2193	101	21
	51	8	2815-12-346-0974	114	4	3040-12-346-2194	101	24
5340-12-345-9766	64	28	2815-12-346-0975	114	5	5307-12-346-2195	107	16
5340-12-345-9775	1	25	2815-12-346-0976	114	5	5305-12-346-2196	112	19
4320-12-345-9889	56	22	2815-12-346-0977	115	3	5305-12-346-2197	117	26
	64	46	2815-12-346-0978	107	19	5305-12-346-2198	121	3
2990-12-345-9890	65	8	2815-12-346-0979	107	19	5365-12-346-2290	79	8
2920-12-345-9891	76	1	2815-12-346-0980	107	20		80	9
	76	8	2815-12-346-0981	107	20	6150-12-346-2338	83	164
5935-12-345-9892	84	2	5935-12-346-1076	85	5	5305-12-346-2339	83	306
5340-12-345-9917	50	52	2910-12-346-1077	110	16	5940-12-346-2341	27	22
	51	38	5331-12-346-1088	83	250	5940-12-346-2342	27	23
5340-12-345-9918	50	4	5331-12-346-1089	97	12	9320-12-346-2454	BULK	46
	51	4	9390-12-346-1090	99	17	5940-12-346-2769	54	11

SECTION IV

TM 9-6115-668-23P

**CROSS-REFERENCE INDEXES
NATIONAL STOCK NUMBER INDEX**

STOCK NUMBER	FIG.	ITEM	STOCK NUMBER	FIG.	ITEM	STOCK NUMBER	FIG.	ITEM
5360-12-346-3319	83	205						
7690-12-346-3320	50	2						
	51	2						
7690-12-346-3321	50	3						
7690-12-346-3322	50	25						
7690-12-346-3324	51	15						
2815-12-346-3671	64	1						
5365-12-346-4328	56	37						
2940-12-346-5038	120	10						
4710-12-346-5039	BULK	55						
9905-12-346-5050	118	63						
	56	44						
	64	71						
	81	8						
	82	8						
	84	27						
	85	12						
4720-12-346-5190	BULK	61						
4720-12-346-5191	36	15						
	BULK	62						
4720-12-346-5192	BULK	63						
4720-12-346-5193	118	56						
	BULK	64						
4720-12-346-5194	118	57						
	BULK	65						
2990-12-346-5219	19	2						
	20	3						
2815-12-346-6045	83	1						
6625-12-346-7151	5	18						
5340-12-347-0769	BULK	15						
5340-12-347-0770	BULK	16						
5120-12-347-5454	125	24						
5945-12-347-5708	64	26						
6625-12-347-5791	5	16						
2510-12-347-5910	2	19						
4130-12-347-6097	2	13						
5120-12-347-8071	125	4						
9390-12-348-2726	BULK	43						
5325-12-845-8280	119	24						
5325-14-213-0605	100	16						
5945-14-336-2030	53	3						
6110-14-475-5248	53	5						
5945-14-488-4971	52	2						
3930-14-499-0975	83	321						
5305-14-499-0978	83	228						
5945-14-507-3945	52	3						
5940-99-119-4382	BULK	38						

CROSS-REFERENCE INDEXES					
PART NUMBER INDEX					
PART NUMBER	FIG.	ITEM	PART NUMBER	FIG.	ITEM
A-A-52506	56	33	DIN125-B5,3-140HV-A4	2	38
AA55558-01	24	2		37	5
ATBX2070	125	6		38	4
A00GGMS 3/8"	71	15		39	4
A1543R	50	20		55	12
	51	23		56	30
A2X20-V	30	3		5	37
A3-E2-40-215-525-140N	3	10		64	40
A3-E2-40-215-525-200N	3	11		78	47
A3E2-40-215-525-300N	3	12	DIN125-B6,4-A4-70	119	20
BULK	BULK	1		1	11
BV 015010W	45	3		2	7
BV 92/108	46	3		39	80
B85121-A-B6	54	25		65	5
B85121-D-B4	54	24		71	4
CM-2800-SC-70	72	5		78	10
C23440/1	63	15	DIN125-B6,4-CU2	64	54
C3059X2	2	47	DIN125-B8,4-140HV-A4	119	6
DIN 125-B10.5.-A4-70	2	48		1	7
DIN 985-M5	2	46		39	30
DINVDE0881-LI5Y1X0,56	BULK	78		3	16
/1,5GNYE				56	25
DIN125-A10,5-140HV-A3	83	161		64	12
P				78	53
	83	249	DIN125-85,3-140HV-A4	119	10
DIN125-A13-A4-70	119	78	DIN127-B3-NRST	50	37
	39	24	DIN127-B4-NRST	50	6
	70	6		51	6
	78	32	DIN127-B6-NRST	56	18
DIN125-A3-2-NRST	50	38		64	42
DIN125-A4,3-NRST	50	7	DIN127-B8-NRST	3	14
	51	7	DIN137-B10-FST-A3P	83	212
DIN125-A4,3-140HV-A3P	85	4		83	225
DIN125-A8,4-140HV-A4C	92	4		83	230
	97	7		83	248
DIN125-B10,5-140HV-A4	119	27		83	269
	121	5		83	274
	39	84		83	40
	62	19		83	47
	62	29		83	72
	64	68	DIN137-B6-FST-A4C	94	7
	70	20	DIN137-B8-FST-A3P	102	11
	78	15		103	14
DIN125-B13-ST-A3P	78	4		104	16
DIN125-B17-1.4571	72	23		112	16
DIN125-B3,2-A4-70	23	4		113	3
	39	9		117	12
	48	9		83	16
	5	8		83	6
DIN125-B4,3-A4-70	23	16		90	3
	27	11		92	3
	35	4		99	6
	39	18	DIN1476-2X5-ST	72	10
	47	4	DIN1481-5X20	110	14
	54	5	DIN3017-AS50-70W5	119	15
	5	4	DIN3901-L10A-M-ST-A4C	89	2
	64	17	DIN433-13-140HV-A3P	101	11
	73	24	DIN444-BM12X130-A4-50	119	83
	78	25	DIN46225-A5-6-CUZN-GA	84	8
DIN125-B5,3-140HV-A4	1	23	L SN		
	23	21	DIN46225-A6-2,5-CUSN-	84	9
	27	36	GAL SN		
			DIN46225-A8-1-GAL SN		84 10
			DIN46228-A1,5-10		36 8
					6 9
			DIN46247-6,3-1-CUSN-G		84 7
			AL SN		
			DIN46277-1536-LO/2	BULK	39
			DIN46340-A6,3-1,0-BZ-		84 4
			GAL SN		
			DIN46340-A6,3-2,5-BZ-		84 5
			GAL SN		
			DIN46340-A6,3-6-BZ-GA		84 6
			L SN		
			DIN46341-A2,5		36 13
			DIN471-120X4		76 7
			DIN471-130X4		76 2
			DIN472-62X2		109 8
			DIN472-72X2,5		111 5
			DIN580-M20-A3P		2 2
			DIN625-6206C3		109 9
			DIN625-6222C3		73 15
					75 12
			DIN6798-A10,5-FST		119 26
					121 4
					39 85
					5 25
					62 20
					62 28
					63 4
					64 67
					73 3
					74 16
					75 3
					78 14
			DIN6798-A13-FST		119 77
					39 23
					70 5
					78 21
					78 31
			DIN6798-A17-FST		119 31
					72 22
					78 57
			DIN6798-A21-FST		72 4
			DIN6798-A3,2-FST		1 20
					23 3
					39 8
					48 12
					48 8
					49 8
					5 7
			DIN6798-A5,3-FST		119 9
					1 22
					23 20
					27 35
					2 37
					37 4
					38 3
					39 3
					55 6
					56 29
					5 36
					64 39
					73 7

SECTION IV

TM 9-6115-668-23P

CROSS-REFERENCE INDEXES					
PART NUMBER INDEX					
PART NUMBER	FIG.	ITEM	PART NUMBER	FIG.	ITEM
0110 7101	83	219	0111 5358	101	20
	83	68	0111 5409	110	15
0110 7289	112	14	0111 5463	117	28
	83	351	0111 5466	83	320
0110 7850	100	16	0111 5468	116	2
0110-3686	112	11	0111 5477	110	18
0111 0232	83	43	0111 8647	79	5
0111 0242	83	272		80	5
0111 0253	83	44	0111 8659	120	9
0111 0496	112	2	0111 8664	83	117
0111 0577	83	146	0111 8804	78	39
0111 0799	83	325	0111 8964	83	311
0111 1174	83	199	0111 8971	117	38
0111 1179	83	149	0111 8998	83	208
0111 1193	79	4	0111 9050	83	238
	80	4	0111 9237	83	189
	97	24	0111 9246	83	127
0111 1200	83	288		83	63
0111 1211	83	298	0111 9611	78	50
0111 1315	83	224		88	8
0111 1576	112	13		89	13
0111 2240	109	16	0111-2418	83	277
	83	185	0112 0997	101	7
0111 2258	97	20	0112 2278	100	18
0111 2264	101	13	0112 2361	83	46
	104	10	0112 2397	83	289
	83	240	0112 2399	112	19
	97	14	0112 3683	107	16
	99	2	0112 3749	100	4
0111 2276	83	83		102	15
0111 2286	83	50		103	17
0111 2307	117	11	0112 3802	109	12
	83	133	0112 4759	83	41
	83	187	0112 4760	86	2
	99	5	0112 4837	83	350
0111 2317	83	162	0112 5600	83	77
0111 2322	117	7	0112 6725	83	11
	83	140	0112 6726	100	5
0111 2326	113	2		102	16
	83	220		103	11
	83	89		104	11
0111 2336	112	15		112	3
	83	327		83	142
0111 2375	83	197		83	186
0111 2402	83	160		83	241
0111 2429	83	223		83	51
0111 2439	83	229		83	58
0111 2447	83	211		83	81
	83	279		88	3
0111 2461	83	210		89	7
0111 2633	117	31		90	9
0111 2813	101	17		97	22
	101	4		99	12
	104	8		99	3
	83	57	0112 6727	83	28
	83	80	0112 6918	83	88
0111 2819	101	19	0112 7054	108	2
0111 2824	102	13	0112 7085	105	2
	83	216		83	165
	83	87		83	71
0111 3166	83	27	0112 8276	63	9
0111 5263	83	339	0113 0724	107	10
			0113 0724		
			0113 2990		
			0113 6443		
			0113 6452		
			0113 7057		
			0113 7112		
			0113 7214		
			0113 7482		
			0113 7522		
			0113 7743		
			0113 8290		
			0113 8747		
			0113 9533		
			0113 9534		
			0113 9536		
			0113 9928		
			0114 3106		
			0114 3210		
			0114 3478		
			0114 3481		
			0114 3483		
			0114 4100		
			0114 4101		
			0114 4122		
			0115 4016		
			0116 1249		
			0116 1289		
			0116 1978		
			0116 2875		
			0116 3141		
			0116 3618		
			0116 4294		
			0116 4493		
			0116 4945		
			0116 5397		
			0116 5404		
			0116 5832		
			0116 5835		
			0116 5996		
			0116 6024		
			0116 6045		
			0116 6089		
			0116 8407		
			0116 8450		
			0116 8460		
			0116 8469		
			0116 8817		
			0116 9352		
			0116 9577		
			0116 9585		
			01160579		
			0117 0540		
			0117 0541		
			0117 1400		
			0117 1502		
			0117 1504		

CROSS-REFERENCE INDEXES					
PART NUMBER INDEX					
PART NUMBER	FIG.	ITEM	PART NUMBER	FIG.	ITEM
0242 6144	94	9	04-2800-SCAN1-WE0873	72	7
0242 6167	94	4	040.03.0006-2.73 INCH	39	25
0242 6495	93	5	040.09.0042	3	17
0242 6540	104	18	040.09.0052	64	30
0242 6646	83	85	040.12.0075	3	6
0242 6699	93	2	040.13.0007	119	82
0242 6769	97	8	040.15.0047	78	54
0242 6940	99	10	0414 0076	110	4
0242 7252	92	11	0414 0782	92	5
0242 7674	108	5	0414 1486	92	18
0242 7782	107	19	0414 1663	83	191
0242 7783	107	19	0414 2025	83	200
0242 7784	107	19	0414 2336	101	15
0242 7941	107	20	0414 2345	101	18
0242 7942	107	20	0414 2852	90	15
0242 7943	107	20	0414 3232	115	5
025.03.0026	62	1	0414 3240	115	4
030.01.0004	19	2	0414 3302	78	37
	20	3	0414 3303	78	38
030.06.0006	40	1	0414 3508	107	3
0317-3006	2	11	0414 3562	110	5
	49	5	0414 3639	83	316
	56	39	0414 3645	83	314
0331 4069	83	78	0414 3813	83	170
0332002256	27	8	0414 3814	106	1
0332204204	28	2	0414 3951	83	137
0334 8580	83	280	0414 4273	88	5
0336 1348	83	347	0414 4274	89	11
0336 1375	83	329	0414 4275	89	4
0336 1393	83	300	0414 4921	92	7
0336 1678	105	3	0414 4990	92	8
0336 1697	83	305	0414 5333	116	4
0336 1699	83	294	0414 5709	92	19
0336 1749	83	213	0414 5710	92	21
	83	227	0414 5934	83	65
	83	346	0414 5968	83	231
0336 1948	109	4	0414 6009	83	234
0336 1961	100	13	0414 6263	83	152
0336 2069	83	175	0414 6365	96	6
0336 2076	102	19	0414 6371	91	4
	103	12	0414 6373	91	3
	104	14	0414 6836	83	8
	83	143	0414 6958	83	267
0336 3990	94	13	0414 7308	83	153
0336 5039	83	179	0414 7312	87	7
0337 0133	83	207	0414 7313	87	6
0337 0239	100	17	0414 7342	110	16
0337 0254	100	9	0414 7378	110	8
0337 0257	100	10	0414 7884	83	4
0337 0359	102	17	0414 7911	110	9
	103	18	0414 8438	83	144
	104	12	0414 8450	102	7
	112	4		103	7
	83	82	0414 8451	100	20
	99	13	0414 8684	83	201
	99	4	0414 8951	101	21
0337 0595	83	176	0414 8952	101	14
0337 0861	83	239	0414 8959	83	233
0337 9979	110	13	0414 8972	83	334
035.04.0004	54	26	0414 9210	83	38
035.04.0036	64	35	0414 9230	105	10
035.06.0028	56	40	0414 9386	108	4
0414 9429	115	2			
0414 9791	95	7			
	96	7			
0414 9840	112	20			
0414 9844	107	22			
0414 9845	107	22			
0414 9846	107	22			
0414 9849	107	21			
0414 9850	107	21			
0414 9851	107	21			
0415 7256	83	202			
0418 0031	97	18			
0418 0474	83	73			
0418 0665	109	6			
0418 0681	117	23			
0418 0682	117	23			
0418 0683	117	23			
0418 0684	117	23			
0418 0685	117	23			
0418 0686	117	23			
0418 0687	117	23			
0418 1479	108	6			
0418 2178	116	1			
0418 2347	100	25			
0418 2498	100	7			
0418 2508	83	53			
0418 2519	88	10			
	89	15			
0418 2521	91	5			
0418 2569	83	332			
0418 2585	109	1			
0418 2587	109	15			
0418 2691	83	340			
0418 2755	114	5			
0418 2791	116	6			
0418 3107	110	10			
0418 3184	83	157			
0418 3249	83	334			
0418 3250	83	334			
0418 3251	83	334			
0418 3258	101	10			
0418 3267	114	5			
0418 3268	114	5			
0418 3600	117	23			
0418 3601	117	23			
0418 3602	117	23			
0418 3603	117	23			
0418 3617	91	7			
0418 3618	91	8			
0418 3621	114	2			
0418 3622	114	2			
0418 3623	114	2			
0418 3827	83	226			
0418 3842	111	8			
0418 4091	107	13			
0418 4194	83	101			
0418 4196	83	102			
0418 4198	83	103			
0418 4200	83	104			
0418 4202	83	105			
0418 4204	83	106			
0418 4206	83	107			

SECTION IV

TM 9-6115-668-23P

CROSS-REFERENCE INDEXES					
PART NUMBER INDEX					
PART NUMBER	FIG.	ITEM	PART NUMBER	FIG.	ITEM
0418 4208	83	108	0419 0833	83	164
0418 4245	108	1	0419 3269	83	318
0418 4246	108	9	0441012	27	30
0418 4247	108	8		50	28
0418 4272	83	29		54	17
0418 4308	110	19	048.01.0001-2 POLE	39	53
0418 4432	83	256	048.01.0001-7 POLE	39	55
0418 4590	83	333	048.01.0008-2 POLE	27	24
0418 4648	103	10		54	16
0418 4714	103	19	048.01.0008-3 POLE	27	25
0418 4745	83	243	048.01.0008-5 POLE	39	101
0418 5032	83	293	048.01.0032-1.365 INCH	39	52
0418 5234	97	19	048.01.0032-4.68 INCH	39	54
0418 5354	83	19	048.01.0032.1,365 INC	BULK	32
	95	3	H		
	96	3	0500 2592	113	1
0418 5435	110	17	0502 1334	105	1
0418 5445	83	145	0503 2065	88	1
0418 5461	107	9	0503 2066	89	1
0418 5463	107	8	0503 3086	111	1
0418 5796	110	1	0503 7277	112	1
0418 5951	111	4	0504 2619	95	1
0418 6088	87	9	0504 2620	96	1
0418 6090	87	8	0504 2659	104	1
0418 6122	102	20	0504 2898	90	1
0418 6173	83	139	0505 0143	98	1
0418 6198	83	148	0505 0191	87	1
0418 6199	83	147	0505 0976	101	1
0418 6220	83	118	0505 1419	91	1
0418 6447	117	21	0505 1482	94	1
0418 6549	83	345	0505 1493	86	1
0418 6558	116	3	0505 1852	114	1
0418 6559	83	270	05054.123.00950 290 2	118	60
0418 6935	86	6	80		
0418 7201	105	6	05054.123.009	36	10
0418 7946	117	25	0506 4126	103	1
0418 8192	83	115	0506 4778	102	1
0418 8746	107	1	0506 4972	93	1
0418 8747	107	14	0506 7360	115	1
0418 9072	115	3	0506 7399	92	1
0418 9268	83	196	0506 7417	99	1
0418 9275	83	194	0506 7443	97	1
0418 9287	83	342	0506 7446	117	1
0418 9288	83	343	060.01.0011	119	74
0418 9344	92	20	060.01.0019	38	7
0418 9355	83	341	060.03.0073	2	1
0418 9360	97	9	060.03.0074	3	1
0418 9367	84	1	060.03.0075	3	44
0418 9394	83	204	060.04.0040	119	71
0418 9396	83	203	060.04.0041	119	55
0418 9430	83	120	060.05.0113	72	13
0418 9431	92	16	060.10.0008	39	82
0418 9436	83	121	060.10.0012	62	2
0418 9446	112	8	060.12.0159	73	16
0418 9501	83	193		75	13
0418 9571	107	4	060.12.0160	73	12
0418 9649	83	262	060.12.0161	75	9
0419 0421	85	1	060.20.0002	73	5
0419 0731	83	98		75	6
0419 0747	102	2	060.20.0006	54	2
	99	9	060.20.0092	119	56
0419 0748	102	3	060.20.0093	2	32
			060.20.0095		23
			060.20.0096		39
			060.35.0018		78
			0621 3990		84
			065.01.0004-15.05 INCH		73
					19
					75
			065.02.0002-4.68 INCH		64
			065.02.0005-1.755 INC		119
			H		60
			065.02.0005-157.48 IN		119
			CH		61
			065.02.0005-19.5		56
			065.02.0005-39.37 INC		119
			H		53
			065.02.0005-49.21 INC		119
			H		68
			065.02.0005-5.265 INC		119
			H		58
			065.02.0005-58.07 INCH		2
			065.02.0005-8.19 INCH		119
			065.02.0005-98.43 INCH		2
			065.02.0009		2
			065.02.0010-100.8 INCH		55
			065.02.0010-110.24 IN		55
			CH		15
			065.02.0037-109.8 INCH		2
			065.02.0037-116.54 INCH		2
			065.02.0037-130INCH		2
			065.02.0037-78.35 INCH		2
			065.02.0037-86.614 IN		119
			CH		54
			065.02.0055-22.23 INCH		3
			065.02.0055-22.62 INCH		3
			065.02.0055-36.27 INCH		3
			065.02.0055-38.922 INCH		3
			065.02.0055-40.5 INCH		3
			065.02.0055-44.22 INCH		3
			065.02.0055-44.61 INCH		3
			065.02.0095-2.535 INCH		38
			065.02.0128		119
			065.02.0129-354.33 IN		119
			CH		22
			065.07.0001		71
			065.10.0001		70
			065.10.0010		65
			075.04.0006		48
			08380		50
			085.05.0001		42
			08602		50
			08604		50
			08608		51
			08744		51
			08750		51
			08755		50
			08760		50
			08766		50
			08770		51
			08788		51
			08790		50
			08815		50
					18
					51
					26
			08816		50
					17

SECTION IV

TM 9-6115-668-23P

CROSS-REFERENCE INDEXES								
PART NUMBER INDEX								
PART NUMBER	FIG.	ITEM	PART NUMBER	FIG.	ITEM	PART NUMBER	FIG.	ITEM
08816	51	25	1051016 LGS:11-20	27	21	1202 8267	106	8
08818	51	44		54	10	1202 8268	106	8
08819	50	9	1051016 LGS:21-30	27	22	1202 8269	106	8
	51	9	1051016 LGS:31-40	27	23	1202 8270	106	8
08821	50	10	1051032 LGS:4	54	11	1202 8271	106	8
	51	10	1051032/0	54	8	1202 8272	106	8
08825	50	55	110.02.0005	26	2	1202 8273	106	8
	51	42	110800	125	54	1202 8274	106	8
08826	50	53	110830	125	60	1202 8275	106	8
	51	39	111-01919	118	6	1202 8276	106	8
08827	50	54	111-04819	118	5	1202 8277	106	8
	51	40	115.02.0001	72	11	1202 8278	106	8
08828	50	52	115.02.0003	72	12	120900	125	35
	51	38	115.02.0004-31.2 INCH	118	4	120910	125	36
08831	50	4	115.02.0026-19.5 INCH	5	40	121110	125	37
	51	4	115.02.0048-118.11 INCH	81	3	121400	125	38
08832	50	2		82	3	122440	125	39
	51	2	115.03.0003-109.45 INCH	59	5	122460	125	61
08834	51	3	115.03.0003-83.47 INCH	61	6	122800	BULK	47
08836	50	8	115.03.0003-97.64 INCH	58	5	123320	125	40
	51	8	115.03.0004-177.17 IN	56	14	123520	125	41
08837	50	31	CH			123870	125	42
	51	20	115.03.0005-27.3 INCH	56	16	124080	125	43
08838	51	15	115.03.0009-109.45 INCH	57	5	125 500	125	44
08866	51	1	115.03.0009-87 INCH	60	6	125.01.0057	77	5
08943	50	58	115.03.0133-3.705 INCH	67	4	125.05.0200	74	14
08945	50	25	115.03.0133-39.37 INCH	66	8	129549	BULK	46
08947	50	3	115.03.0134-39.37 INCH	64	7	130 380	125	46
08948	50	35	115.03.0135-3.12 INCH	64	4	130.03.0061	72	1
08977	50	1	115.03.0135-47.24 INCH	64	6	130.03.0063	72	1
095.05.0001	64	22	115.03.0137-29.25 INCH	68	4	130300	125	45
095.06.008	83	205	115.03.0141	119	16	131 300	125	47
1.63.672.0	3	3	115.04.0001-7.41 INCH	55	10	13230E6802	56	34
100 040	125	18	115.04.0005-1.95 INCH	60	5	13230E6803	2	44
100 060	125	17		61	5	13230E6806	125	64
1000-U134	55	9	115.04.0022	6	36	13230E6809	23	36
1000-U135	55	7	115.04.0025	36	14	13230E6810	23	37
1000-179	55	8		6	37	136.204	64	61
100300	125	15	115.04.0044-5.85 INCH	118	2	14-089	38	8
1004-01	40	5	115.04.0052-3.9INCH	121	2	14.0041	26	3
1004377	118	63	115.04.0053-1.95 INCH	62	7	14L7083	50	24
	56	44	115.04.0053-1.95INCH	62	14		51	31
	64	71	115.04.0060-1.56 INCH	81	2	142 620	125	33
	81	8		82	2	142610	125	32
	82	8	11682345	121	12	142750	125	34
	84	27	1175.0	BULK	54	143 640	125	52
	85	12	117910	121	8	143 650	125	25
101510	125	21	12H504	50	42	144 500	125	53
1020034	39	100	120 640	125	19	144110	125	26
102520	125	58	1201015	BULK	38	150 021	125	49
102540	125	59	1201442	27	26	150 800	125	27
1030024-0	39	99		39	102	150 830	125	28
1030024-1	39	95		54	6	150.03.0002	72	19
1030024-2	39	96	1201455	50	26	150020	125	48
1030037 J	39	97		51	16	150300	125	50
1030037 K	39	98	1202 8260	106	8	150610	125	51
1030037-T	39	94	1202 8261	106	8	151-25219	1	16
105.01.0003	54	1	1202 8262	106	8		5	15
105.06.0016	78	12	1202 8263	106	8	151-27019	119	45
10504100	2	18	1202 8264	106	8		37	6
1051016 LGS:1-10	27	20	1202 8265	106	8	151400	125	29
	54	9	1202 8266	106	8	152.269	119	47

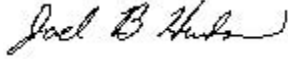
SECTION IV

TM 9-6115-668-23P

CROSS-REFERENCE INDEXES					
PART NUMBER INDEX					
PART NUMBER	FIG.	ITEM	PART NUMBER	FIG.	ITEM
485.01.0020	3	37	601708	BULK	20
485.02.0013	55	2	602104	BULK	21
490.01.0009	39	65	602120	BULK	22
490.03.0005	67	3	602125	BULK	23
490.03.0006	68	3	60800-123	50	51
495.01.0012	55	16		51	37
495.04.0003	119	67	623-000-1009	125	16
495.04.0048	119	69	63E736	49	4
5.14.201	39	49	63E884	48	6
5.14.401	27	9	63304-000	22	5
	39	51	6458	62	13
5.15.201	37	9		62	6
5.15.301	5	38	67 600 47 111	125	24
5.15.501	37	11	72D244	5	21
5.15.601	37	8	721456	BULK	66
5.25.301	37	7	8GP 002 067-241	7	2
5.87.036	3	19	8JB001946-00	23	11
5DA2010-5	BULK	71	8421502-2	21	3
5DA2020-5	BULK	67	88-20015	2	41
5DA2170-5	BULK	72	88-20016	2	40
5DA2377-5	BULK	70	88-21892	2	42
5DA2378-5	BULK	69	88-21893	2	43
5DA2388-5	BULK	68	9-073-003-0013	36	1
5SX2105-7	34	3	9-073-003-0014	6	1
5SX2116-6	39	58	901916	118	22
5SX2120-7	27	19		36	3
	33	3		48	2
	39	59		6	5
5SX2150-7	39	56		82	6
5SX9100	33	2	925.59.002	56	20
	34	2		64	44
5VD1197-5X2,5	36	31	959.04.097	56	19
50 251 218	118	36		64	43
50 251 516	36	12			
50 251 518	118	55			
	36	11			
50 290 279	118	38			
50 290 283	118	37			
50 290 284	118	62			
50 290 285	118	58			
50 290 286	118	39			
50 290 303	118	35			
50-251-524	118	40			
50/5/1	55	13			
505.09.0063	125	4			
505.14.0001	125	2			
505.38.0003	125	10			
505.38.0010	125	11			
505.38.0011	125	5			
510.04.0175	77	2			
510.06.0041	74	2			
52-285-130	62	22			
52.285.133	62	21			
525.01.0027	47	6			
525.01.0031	35	6			
525.05.0003	78	22			
525.14.0008	47	1			
525.14.0021	35	1			
525.14.0022	48	1			
525.14.0023	49	1			
525.17.0301	125	3			
601704	BULK	19			

By Order of the Secretary of the Army:

Official:



JOEL B. HUDSON
*Administrative Assistant to the
Secretary of the Army*


9921408

ERIC K. SHINSEKI
*General, United States Army
Chief of Staff*

Distribution:

To be distributed in accordance with initial distribution number (IDN) 256400 requirements for TM 9-6115-668-23P.

RECOMMENDED CHANGES TO EQUIPMENT TECHNICAL PUBLICATIONS



THEN...JOT DOWN THE DOPE ABOUT IT ON THIS FORM. CAREFULLY TEAR IT OUT. FOLD IT AND DROP IT IN THE MAIL.'

SOMETHING WRONG WITH THIS PUBLICATION?

FROM: (PRINT YOUR UNIT'S COMPLETE ADDRESS)

PFC John DOE
CO A 3rd Engineer Bn
Ft. Leonardwood, MO 63108

DATE SENT

22 August 1992

PUBLICATION NUMBER

TM 1-1520-250-10

PUBLICATION DATE

15 June 1992

PUBLICATION TITLE

Operator's Manual MH60K Helicopter

BE EXACT...PIN-POINT WHERE IT IS

PAGE NO
6

PARA-GRAPH
2-1
a

FIGURE NO

TABLE NO

B 1

4-3

IN THIS SPACE TELL WHAT IS WRONG AND WHAT SHOULD BE DONE ABOUT IT:

In line 6 of paragraph 2-1a the manual states the engine has 6 cylinders. The engine on my set only has 4 cylinders. Change the manual to show 4 cylinders.

Callout 16 on figure 4-3 is pointed at a bolt. In key to figure 4-3, item 16 is called a shim—Please correct one or the other

PRINTED NAME, GRADE OR TITLE, AND TELEPHONE NUMBER

JOHN DOE, PFC (268) 317-7111

SIGN HERE

JOHN DOE

John Doe

DA FORM 1 JUL 79 2028-2


PREVIOUS EDITIONS ARE OBSOLETE
DRSTS-M Overprint 1, 1 Nov 80

P.S.--IF YOUR OUTFIT WANTS TO KNOW ABOUT YOUR RECOMMENDATION MAKE A CARBON COPY OF THIS AND GIVE IT TO YOUR HEADQUARTERS

AK2534 SA

TEAR ALONG PERFORATED LINE

RECOMMENDED CHANGES TO EQUIPMENT TECHNICAL PUBLICATIONS



THEN...JOT DOWN THE DOPE ABOUT IT ON THIS FORM. CAREFULLY TEAR IT OUT. FOLD IT AND DROP IT IN THE MAIL.'

SOMETHING WRONG WITH THIS PUBLICATION?

FROM: (PRINT YOUR UNIT'S COMPLETE ADDRESS)

DATE SENT

PUBLICATION NUMBER

PUBLICATION DATE

PUBLICATION TITLE

BE EXACT...PIN-POINT WHERE IT IS

PAGE NO

PARA-GRAPH

FIGURE NO

TABLE NO

IN THIS SPACE TELL WHAT IS WRONG AND WHAT SHOULD BE DONE ABOUT IT:

TEAR ALONG PERFORATED LINE

PRINTED NAME, GRADE OR TITLE, AND TELEPHONE NUMBER

SIGN HERE

DA FORM 2028-2
1 JUL 79

PREVIOUS EDITIONS ARE OBSOLETE

DRSTS-M Overprint 2, 1 Nov 80

P.S.--IF YOUR OUTFIT WANTS TO KNOW ABOUT YOUR RECOMMENDATION MAKE A CARBON COPY OF THIS AND GIVE IT TO YOUR HEADQUARTERS

AK2533

SA

FILL IN YOUR
UNIT'S ADDRESS



FOLD BACK

DEPARTMENT OF THE ARMY



OFFICIAL BUSINESS
PENALTY FOR PRIVATE USE \$300

POSTAGE AND FEES PAID
DEPARTMENT OF THE ARMY
DOD 314



TEAR ALONG PREFORATED LINE

COMMANDER
US ARMY AVIATION SYSTEMS COMMAND
ATTN: AMSAT-I-MP
4300 GOODFELLOW BOULEVARD
ST. LOUIS, MO 63120-1798

PIN: 074868